

SECRET

DEFENSE INTELLIGENCE AGENCY

WASHINGTON, D.C. 20301-6111

S520,010/DT-S89

19 May 1989

MEMORANDUM FOR CHIEF SCIENTIST, DEFENSE INTELLIGENCE
AGENCY

SUBJECT: SUN STREAK Operational Report - 8914-I (U)

1. (S/NF/SK) During the period of 18 April 1989 to 12 May 1989, fifteen remote viewing sessions were conducted in an effort to determine and describe the most unique aspect and function of a target site reflected in a copy of overhead photography. Individual narrative summaries follow below.

2. (S/NF/SK) Remote Viewer 018 perceived the target area as flat park-like area interspersed with greenery. An overhead perspective is at TAB A. Earth moving equipment was present; and, new buildings were under construction. The issue of key interest appeared to center upon the "molecular change of a block of silvery, non-radioactive material" into some form of energetic expansion.

3. (S/NF/SK) Viewer 025 described the target area as a land area located in a site described as a predominantly "undulating pine valley." The building of special interest was long and narrow (TAB B). Within this building is the object of specific interest, an instrument (TAB C) that produced "loud incredible sounds and noises of various degrees (intensity)." "High degrees of energy and motion (in addition to the noise) are associated with the site. The apparatus has the ability to distort navigational (air) travel routes. It is also capable of immobilizing objects on the ground. "Light, energy and motion are emitted at a focus point." Mirrors are utilized in the chamber of the target apparatus. Viewer 025 concluded the target object to be laser-related.

4. (S/NF/SK) Remote Viewer 003 described the target area as being expansive and dotted with a series of structures of dramatically varying shapes and forms. The site appears involved in scientific and research endeavors associated with a dome-like

WARNING NOTICE: SENSITIVE
INTELLIGENCE SOURCES AND
METHODS INVOLVED

HANDLE VIA SKEET CHANNELS ONLY
SPECIAL ACCESS REQUIRED

CLASSIFIED BY: Ch Sc, DIA
DECLASSIFY BY: OADR

SECRET

This document is made available through the declassification efforts
and research of John Greenewald, Jr., creator of:

The Black Vault



The Black Vault is the largest online Freedom of Information Act (FOIA) document clearinghouse in the world. The research efforts here are responsible for the declassification of hundreds of thousands of pages released by the U.S. Government & Military.

Discover the Truth at: <http://www.theblackvault.com>

SECRET

object. See (TAB D). There is a sense of flickering, sparking, and glowing associated with the object as seen down a long, dim hallway.

5. (S/NF/SK) Viewer 011 perceived the target site as dominated by a large, massive square structure located in the vicinity of a body of water, and rugged, snow-capped, (mountainous area). See overhead view at TAB E. Two objects/devices were perceived as being of importance. The first appeared to be a square, smooth, solid, heavy (like lead), hard cube of heavy metal. No specific foundation or purpose was ascribed to the "cube." The second object was "like a gigantic gyroscope" (TAB F). It appears to flatten out as it spins. As the device reaches maximum velocity, waves of energy are drawn to the center to the very core of the device; the energy seems electromagnetic in nature. Viewer 011 indicated the device as being related to the basic concepts of research in the fields of atomic energy, sub-atomic energy with a possible breakthrough in the science of Physics.

6. (S/NF/SK) Remote Viewer 079 perceived the target site as "a Soviet complex comprised of several structures and fulfilling dual functions." The issue of specific interest was perceived as "a silver object that uses a light-laser to track space vehicles and missiles." Conceptual sketches are at TAB G. The laser beam is projected in a straight line; it can be used in support of tactical forces. The name "Slegelar/Slezgwar" surfaced phonetically as possibly being associated with the study of the object.

7. (S/NF/SK) Remote Viewer 032 described the target area as comprised of several concrete buildings located in a military type environment. The overhead perspective of this impression is at TAB H. An object of special interest was described as rounded and cone-shaped. See TAB I. "Sealing, releasing, a sense of flight, flame, thrust and smoke" were concepts associated with the object. Other "rotor-type" objects were associated with the target. Vibrations, shaking, thundering noises and speed were concepts associated with the "rotor-type" objects. The object seemed to be in the experimental stages; it appeared to have several flaws. "Buzzing, humming, and a synchronization into some type of high-pitched harmony" were associated with the object. See TAB J for a conceptual representation of the rotor-type object.

SECRET

SECRET

8. (S/NF/SK) OPS COMMENTS:

[Redacted]

SG1B
SG1B

[Redacted]

[Redacted]

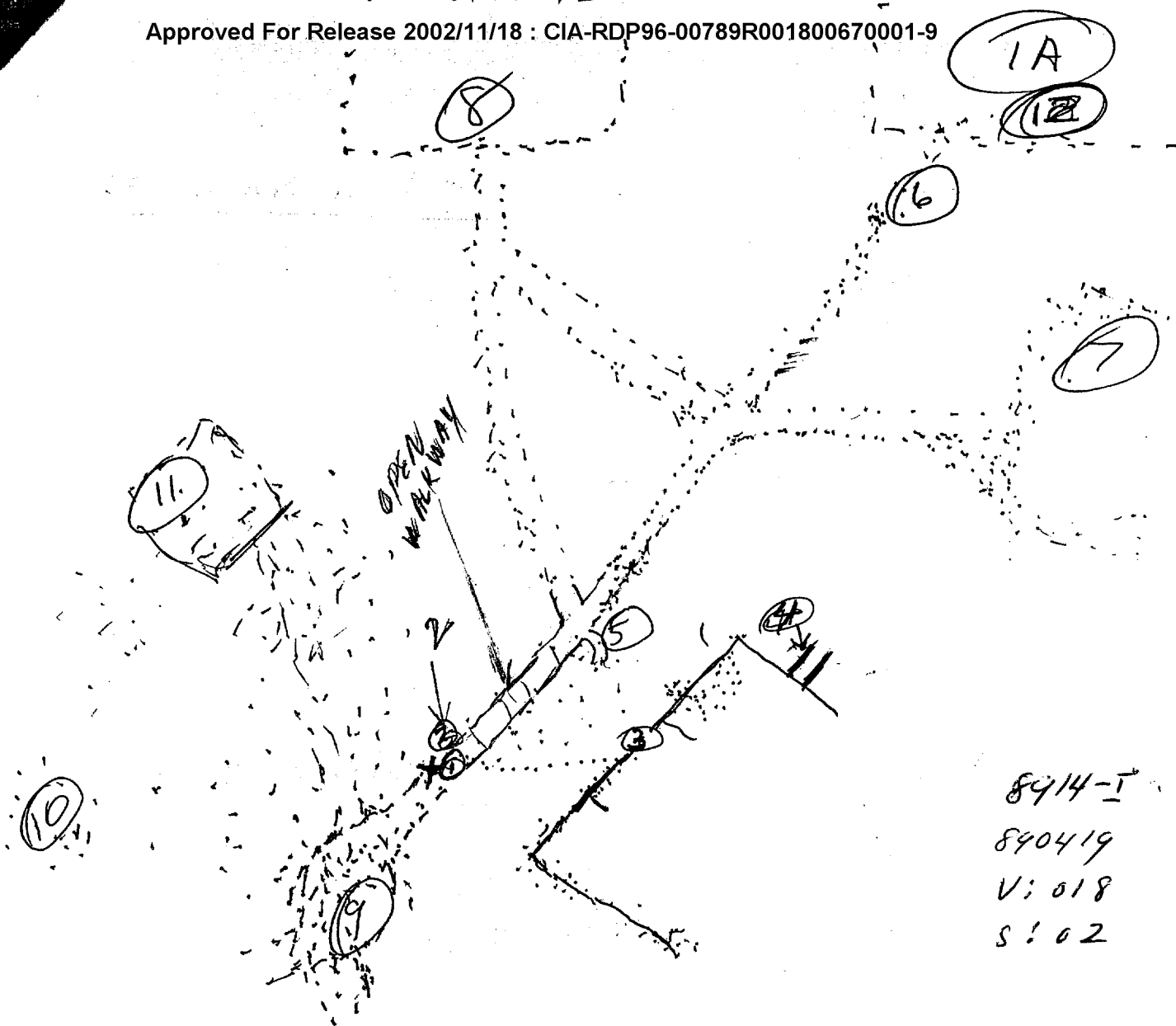
SG1J

10 ENCLOSURES
TABS A THRU J
SKETCHES

Branch Chief

SECRET

TAB



8914-I
 890419
 V: 018
 S: 02

S6. PROBE MAP

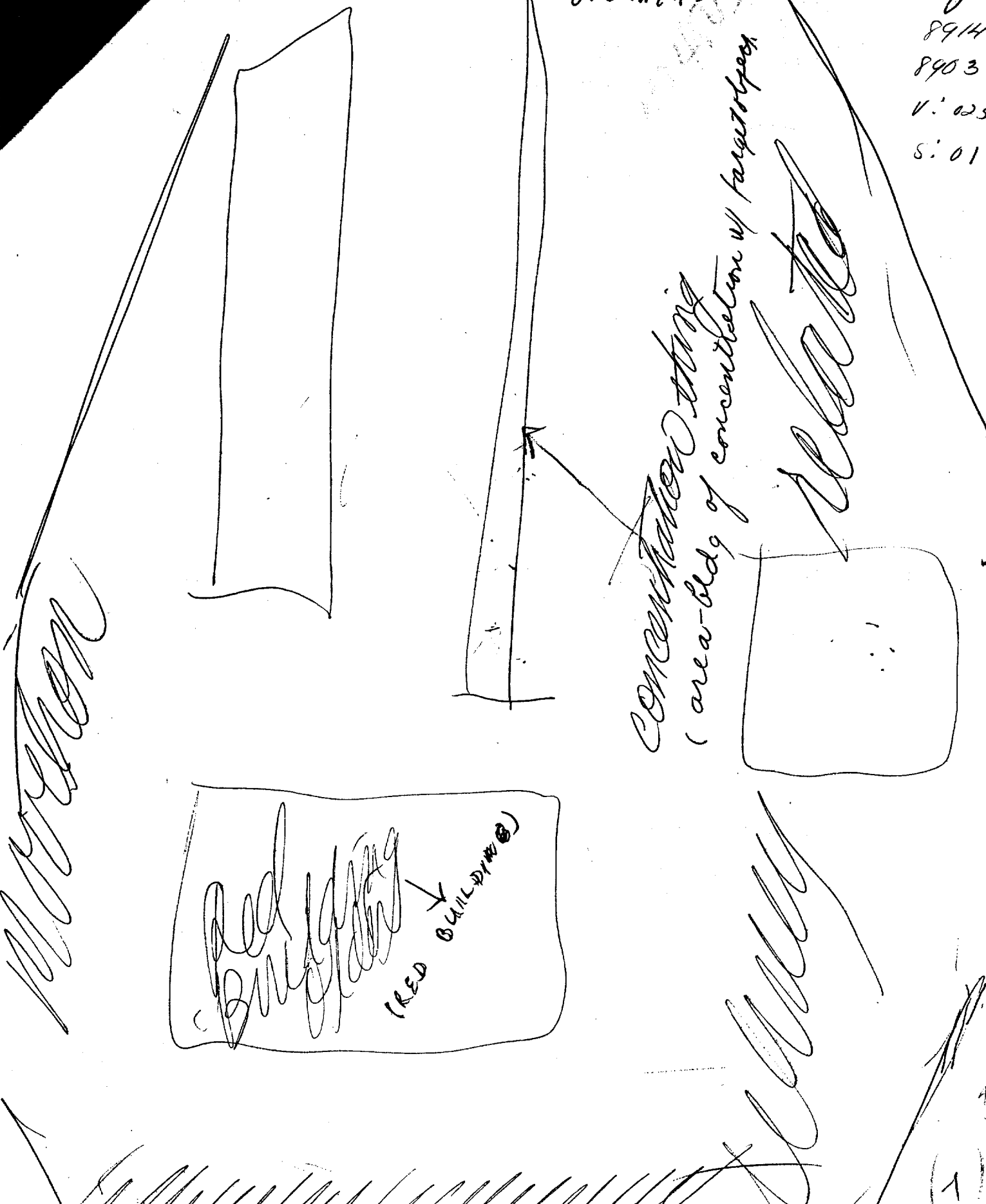
- ① COORDINATES
- ② WALKWAY
- ③ STRUCTURE
- ④ RAMP
- ⑤ WALKWAY
- ⑥ SALOS COUNTER (?)
- ⑦
- ⑧ STRUCTURE WHERE DIRECTION WORKS
- ⑨ CIRCULAR PAVED AREA w/ BENCHES
- ⑩ CONSTRUCTION / HOLE IN CURB
- ⑪ BLOCK UNDER CONSTRUCTION
- ⑫ UNIMPORTANT BLDG.

TAB

OVER HEARD / *respected*
overheard

Approved For Release 2002/11/18 : CIA-RDP96-00789R001800670001-9

2
8914-I
890329
V: 025
S: 01




Approved For Release 2002/11/18 : CIA-RDP96-00789R001800670001-9

TAB B

TAB

8904-J
890329
V:025
8:01



T A B C

3

TAB

8914-I
890420
V: 003
S: 02



TAB

LARGE RIVER
DIRECTION OF FLOW →

ISLAND

BRIDGE

LARGE, SQUARE BLOCKY BLDG
SEPARATELY SECURED
WHERE DEVICE/OBJECT OF INTEREST
IS LOCATED

ROAD

(AOL-LIKE SMALL MIL INSTL)

SEPARATELY
SECURED GROUP
OF BLDGS

INSTL

LARGE,
BLOCKY
BLDG

NEWER BLDG

OLDER BLDG "ACADEMIC FEEL"

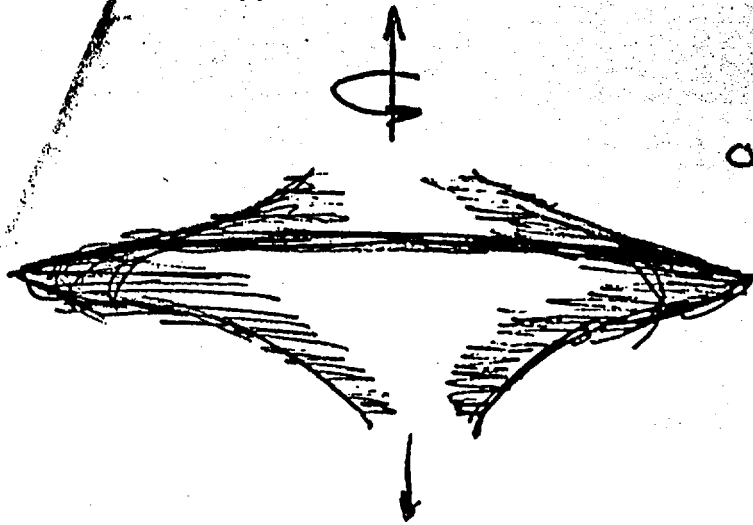
CITY OF VILLAGE

P8914-I
D12MAY89
S03
1340 ~ 1500

TAB-

TAB

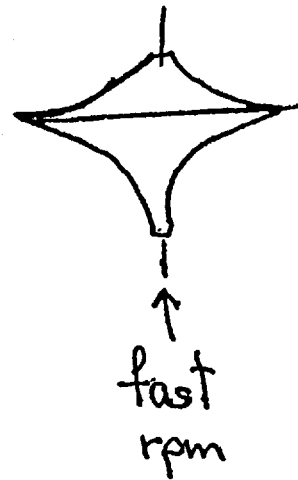


8914-J
890512
V: 011
S: 03



OBJECT.
INSIDE
OF
BUILDING

OBJECT APPEARS TO FLATTEN BUT AS IT SPINS FASTER

for example



TAB-F

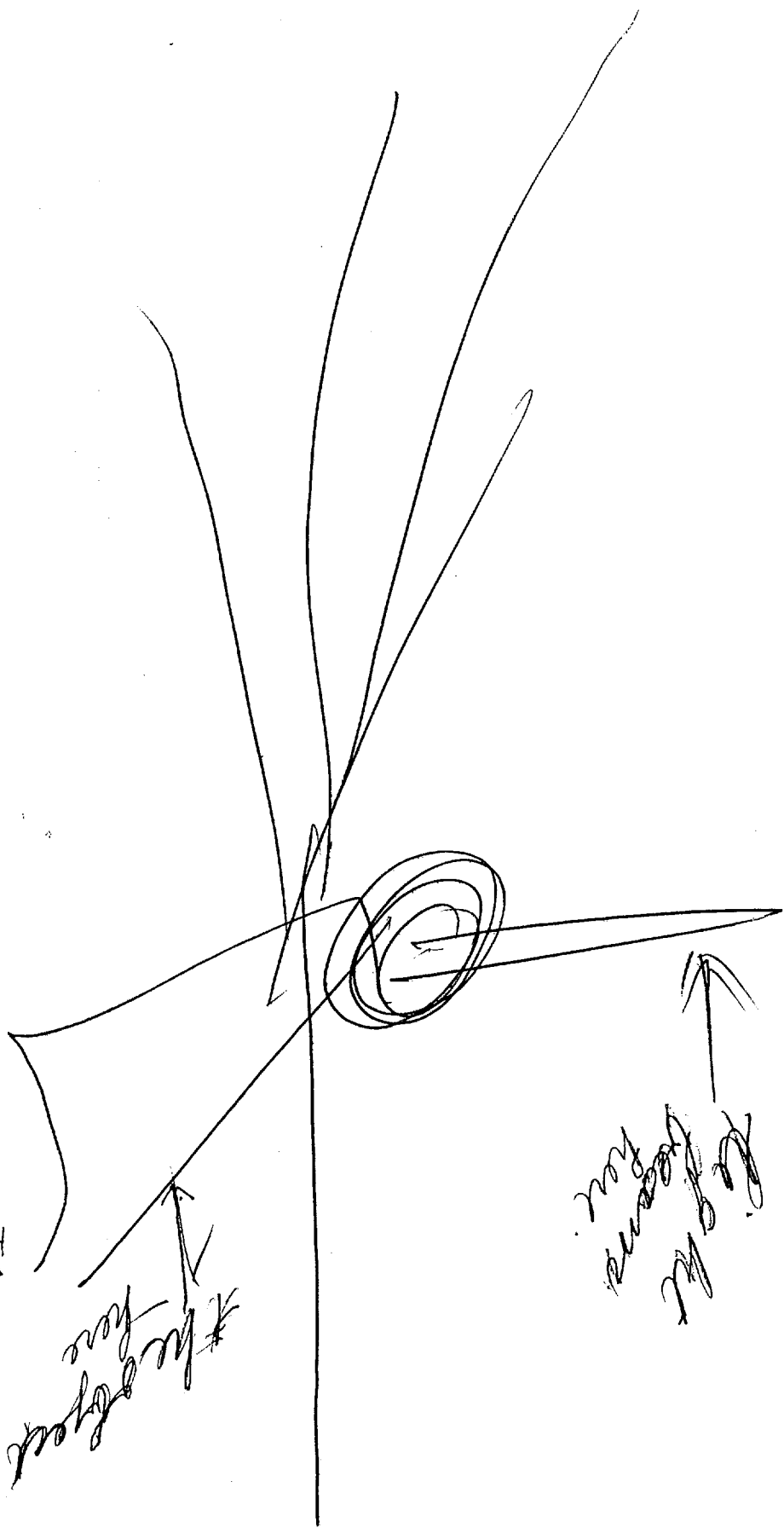
TAB

8914-5

8904 12

V: 079

S: 01



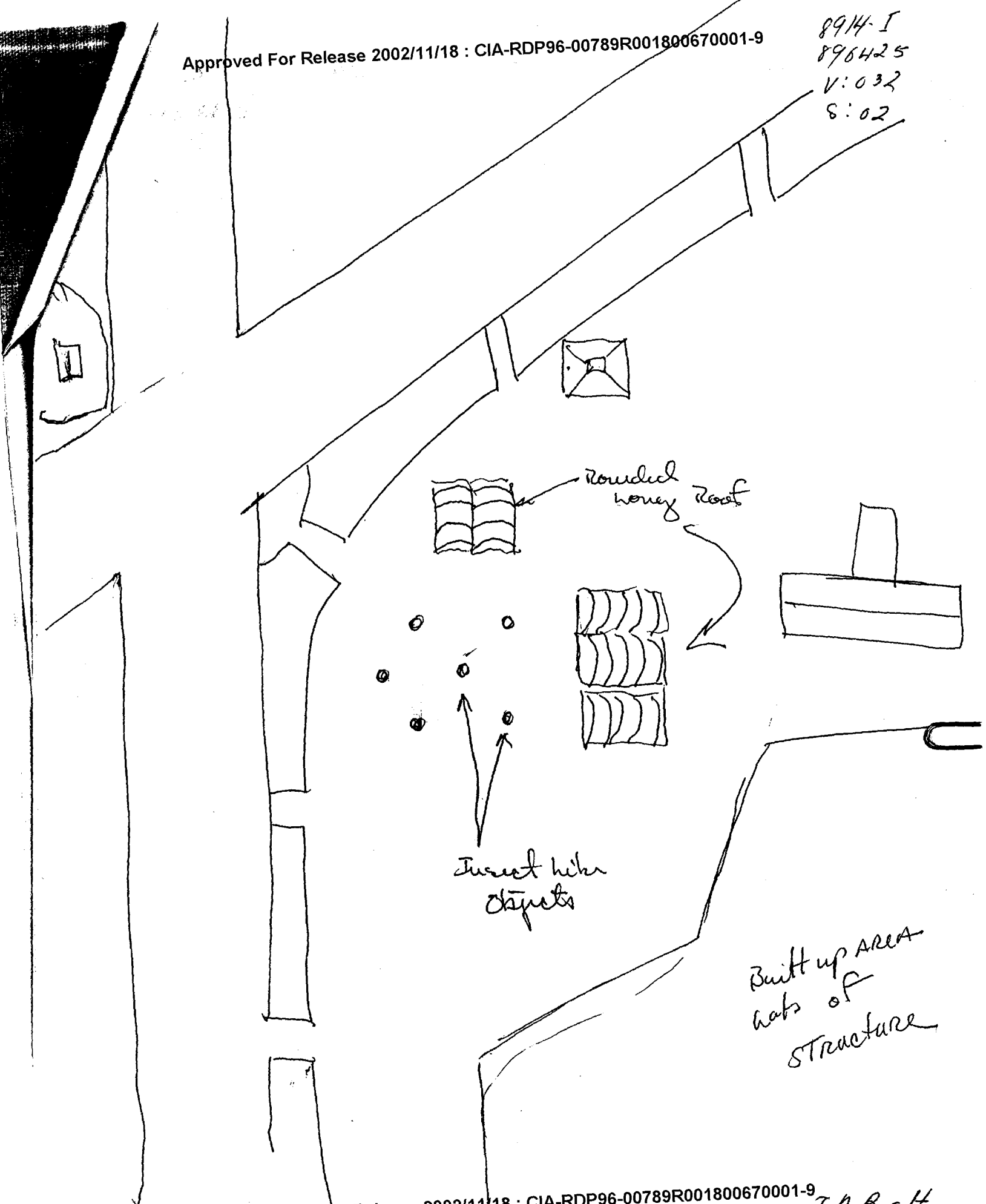
↑ the line
↑ the object

↑ the
↑ the
↑ the
↑ the

TAB G

TAB

8914-I
896425
V: 032
S: 02



TAB-H

TAB

AI

EI

T

I

PA/1

[MOST UNIQUE ASPECT AND FUNCTION]

8914-I

890424


V: 032

S: 02

er
ack

Round
cone
nose
cone

4 1/2 something pushing something up -- A cap
A cover

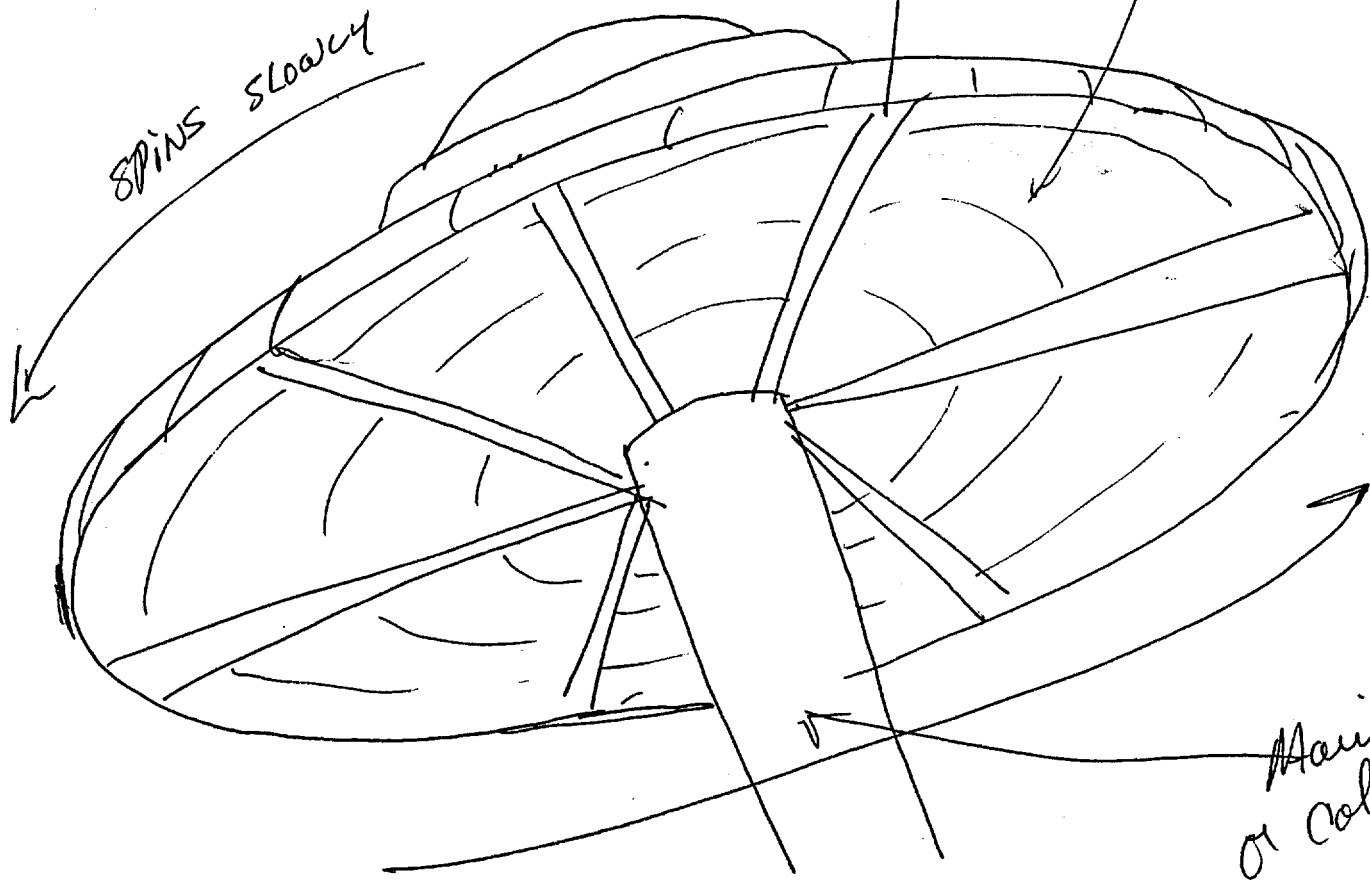


Foreign
manufacturer
Built
Designed

TAB

8914-T
890428
V: 032
S: 01

outside



TAB J