

A Perceptual Channel for Information Transfer over Kilometer Distances: Historical Perspective and Recent Research

HAROLD E. PUTHOFF, MEMBER, IEEE, AND RUSSELL TARG, SENIOR MEMBER, IEEE

Abstract—For more than 100 years, scientists have attempted to determine the truth or falsity of claims for the existence of a perceptual channel whereby certain individuals are able to perceive and describe remote data not presented to any known sense. This paper presents an outline of the history of scientific inquiry into such so-called paranormal perception and surveys the current state of the art in parapsychological research in the United States and abroad. The nature of this perceptual channel is examined in a series of experiments carried out in the Electronics and Bioengineering Laboratory of Stanford Research Institute. The perceptual modality most extensively investigated is the ability of both experienced subjects and inexperienced volunteers to view, by innate mental processes, remote geographical or technical targets including buildings, roads, and laboratory apparatus. The accumulated data indicate that the phenomenon is not a sensitive function of distance, and Faraday cage shielding does not in any apparent way degrade the quality and accuracy of perception. On the basis of this research, some areas of physics are suggested from which a description or explanation of the phenomenon could be forthcoming.

I. INTRODUCTION

IT IS THE PROVINCE of natural science to investigate nature, impartially and without prejudice" [1]. Nowhere in scientific inquiry has this dictum met as great a challenge as in the area of so-called extrasensory perception (ESP), the detection of remote stimuli not mediated by the usual sensory processes. Such phenomena, although under scientific consideration for over a century, have historically been fraught with unreliability and controversy, and validation of the phenomena by accepted scientific methodology has been slow in coming. Even so, a recent survey conducted by the British publication *New Scientist* revealed that 67 percent of nearly 1500 responding readers (the majority of whom are working scientists and technologists) considered ESP to be an established fact or a likely possibility, and 88 percent held the investigation of ESP to be a legitimate scientific undertaking [2].

A review of the literature reveals that although experiments by reputable researchers yielding positive results were begun over a century ago (e.g., Sir William Crookes' study of D. D. Home, 1860's) [3], many consider the study of these phenomena as only recently emerging from the realm of quasi-science. One reason for this is that, despite experimental results, no satisfactory theoretical construct had been advanced to correlate data or to predict new experimental outcomes. Consequently, the area in question remained for a long time in the recipe stage reminiscent of electrodynamics before the

unification brought about by the work of Ampere, Faraday, and Maxwell. Since the early work, however, we have seen the development of information theory, quantum theory, and neurophysiological research, and these disciplines provide powerful conceptual tools that appear to bear directly on the issue. In fact, several physicists (Section V) are now of the opinion that these phenomena are not at all inconsistent with the framework of modern physics: the often-held view that observations of this type are *a priori* incompatible with known laws is erroneous in that such a concept is based on the naive realism prevalent before the development of quantum theory. In the emerging view, it is accepted that research in this area can be conducted so as to uncover not just a catalog of interesting events, but rather patterns of cause-effect relationships of the type that lend themselves to analysis and hypothesis in the forms with which we are familiar in the physical sciences. One hypothesis is that information transfer under conditions of sensory shielding is mediated by extremely low-frequency (ELF) electromagnetic waves, a proposal that does not seem to be ruled out by any obvious physical or biological facts. Further, the development of information theory makes it possible to characterize and quantify the performance of a communications channel regardless of the underlying mechanism.

For the past three years, we have had a program in the Electronics and Bioengineering Laboratory of the Stanford Research Institute (SRI) to investigate those facets of human perception that appear to fall outside the range of well-understood perceptual/processing capabilities. Of particular interest is a human information-accessing capability that we call "remote viewing." This phenomenon pertains to the ability of certain individuals to access and describe, by means of mental processes, information sources blocked from ordinary perception, and generally accepted as secure against such access.

In particular, the phenomenon we have investigated most extensively is the ability of a subject to view remote geographical locations up to several thousand kilometers distant from his physical location (given only a known person on whom to target).¹ We have carried out more than fifty experiments under controlled laboratory conditions with several individuals whose remote perceptual abilities have been developed sufficiently to allow them at times to describe correctly—often in great detail—geographical or technical material such as buildings, roads, laboratory apparatus, and the like.

As observed in the laboratory, the basic phenomenon appears to cover a range of subjective experiences variously referred to

Manuscript received July 25, 1975; revised November 7, 1975. The submission of this paper was encouraged after review of an advance proposal. This work was supported by the Foundation for Parapsensory Investigation and the Parapsychology Foundation, New York, NY; the Institute of Noetic Sciences, Palo Alto, CA; and the National Aeronautics and Space Administration, under Contract NAS 7-100.

The authors are with the Electronics and Bioengineering Laboratory, Stanford Research Institute.

¹Our initial work in this area was reported in *Nature* [4], and reprinted in *IEEE Transactions on Information Theory*, vol. 13, Jan. 1975.

This document is made available through the declassification efforts
and research of John Greenewald, Jr., creator of:

The Black Vault



The Black Vault is the largest online Freedom of Information Act (FOIA)
document clearinghouse in the world. The research efforts here are
responsible for the declassification of hundreds of thousands of pages
released by the U.S. Government & Military.

Discover the Truth at: <http://www.theblackvault.com>

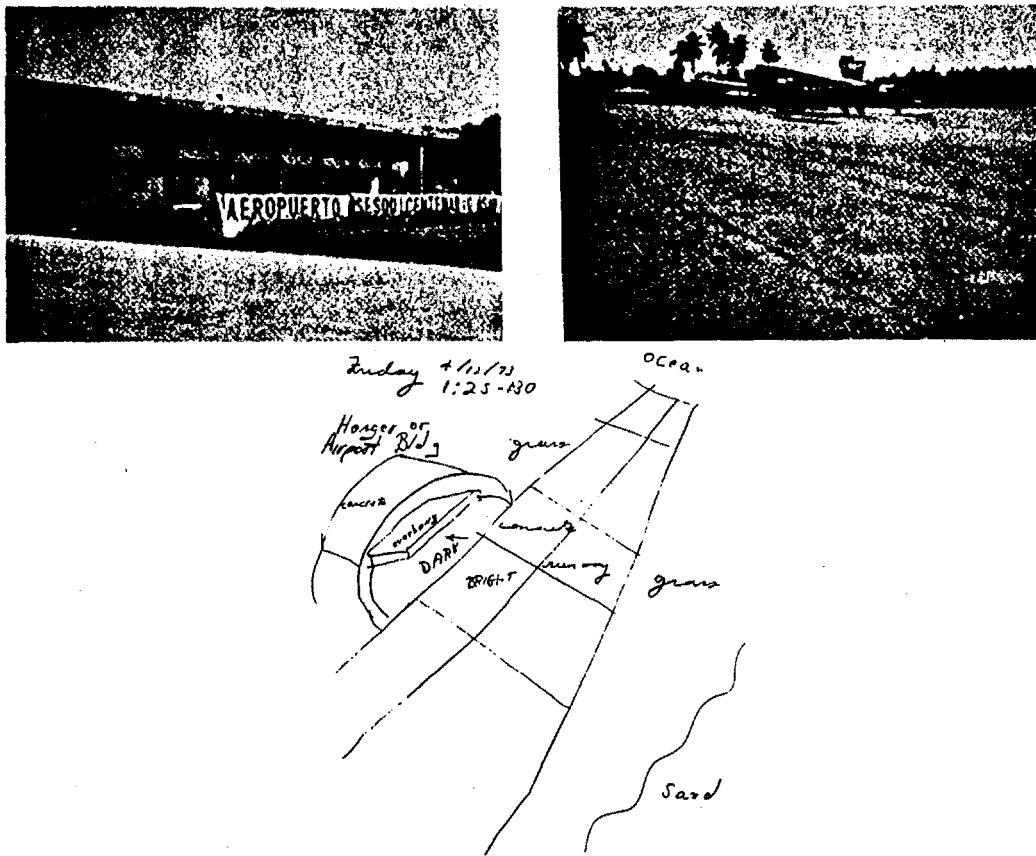


Fig. 1. Airport in San Andres, Colombia, used as remote-viewing target, along with sketch produced by subject in California.

in the literature as autoscapy (in the medical literature); exteri- orization or disassociation (psychological literature); simple clairvoyance, traveling clairvoyance, or out-of-body experience (parapsychological literature); or astral projection (occult literature). We choose the term "remote viewing" as a neutral descriptive term free from prior associations and bias as to mechanisms.

The development at SRI of a successful experimental procedure to elicit this capability has evolved to the point where persons such as visiting government scientists and contract monitors, with no previous exposure to such concepts, have learned to perform well; and subjects who have trained over a one-year period have performed excellently under a variety of experimental conditions. Our accumulated data thus indicate that both specially selected and unselected persons can be assisted in developing remote perceptual abilities up to a level of useful information transfer.

In experiments of this type, we have three principal findings. First, we have established that it is possible to obtain significant amounts of accurate descriptive information about remote locations. Second, an increase in the distance from a few meters up to 4000 km separating the subject from the scene to be perceived does not in any apparent way degrade the quality or accuracy of perception. Finally, the use of Faraday cage electrical shielding does not prevent high-quality descriptions from being obtained.

To build a coherent theory for the explanation of these phenomena, it is necessary to have a clear understanding of what constitutes the phenomena. In this paper, we first briefly summarize previous efforts in this field in Section II. We then present in Sections III and IV the results of a series of more

than fifty experiments with nine subjects carried out in our own laboratory, which represent a sufficiently stable data base to permit testing of various hypotheses concerning the functioning of this channel. Finally, in Section V, we indicate those areas of physics and information theory that appear to be relevant to an understanding of certain aspects of the phenomena.

First, however, we present an illustrative example generated in an early pilot experiment. As will be clear from our later discussion, this is not a "best-ever" example, but rather a typical sample of the level of proficiency that can be reached and that we have come to expect in our research.

Three subjects participated in a long-distance experiment focusing on a series of targets in Costa Rica. These subjects said they had never been to Costa Rica. In this experiment, one of the experimenters (Dr. Puthoff) spent ten days traveling through Costa Rica on a combination business/pleasure trip. This information was all that was known to the subjects about the traveler's itinerary. The experiment called for Dr. Puthoff to keep a detailed record of his location and activities, including photographs of each of seven target days at 1330 PDT. A total of twelve daily descriptions were collected before the traveler's return: six responses from one subject, five from another, and one from a third.

The third subject who submitted the single response supplied a drawing for a day in the middle of the series. (The subject's response, together with the photographs taken at the site, are shown in Fig. 1). Although Costa Rica is a mountainous country, the subject unexpectedly perceived the traveler at a beach and ocean setting. With some misgiving, he described an airport on a sandy beach and an airstrip with the ocean at the

end (correct). An airport building also was drawn, and shown to have a large rectangular overhang (correct). The traveler had taken an unplanned one-day side trip to an offshore island and at the time of the experiment had just disembarked from a plane at a small island airport as described by the subject 4000 km away. The sole discrepancy was that the subject's drawing showed a Quonset-hut type of building in place of the rectangular structure.

The above description was chosen as an example to illustrate a major point observed a number of times throughout the program to be described. Contrary to what may be expected, a subject's description does not necessarily portray what may reasonably be expected to be correct (an educated or "safe" guess), but often runs counter even to the subject's own expectations.

We wish to stress again that a result such as the above is not unusual. The remaining submissions in this experiment provided further examples of excellent correspondences between target and response. (A target period of poolside relaxation was identified; a drive through a tropical forest at the base of a truncated volcano was described as a drive through a jungle below a large bare table mountain; a hotel-room target description, including such details as rug color, was correct; and so on.) So as to determine whether such matches were simply fortuitous—that is, could reasonably be expected on the basis of chance alone—Dr. Puthoff was asked after he had returned to blind match the twelve descriptions to his seven target locations. On the basis of this conservative evaluation procedure, which vastly underestimates the statistical significance of the individual descriptions, five correct matches were obtained. This number of matches is significant at $p = 0.02$ by exact binomial calculation.²

The observation of such unexpectedly high-quality descriptions early in our program led to a large-scale study of the phenomenon at SRI under secure double-blind conditions (i.e., target unknown to experimenters as well as subjects), with independent random target selection and blind judging. The results, presented in Sections III and IV, provide strong evidence for the robustness of this phenomenon whereby a human perceptual modality of extreme sensitivity can detect complex remote stimuli.

II. BACKGROUND

Although we are approaching the study of these phenomena as physicists, it is not yet possible to separate ourselves entirely from the language of the nineteenth century when the laboratory study of the paranormal was begun. Consequently, we continue to use terms such as "paranormal," "telepathy," and the like. However, we intend only to indicate a process of information transfer under conditions generally accepted as secure against such transfer and with no prejudice or occult assumptions as to the mechanisms involved. As in any other scientific pursuit, the purpose is to collect the observables that result from experiments and to try to determine the functional relationships between these observables and the laws of physics as they are currently understood.

²The probability of a correct daily match by chance for any given transcript is $p = \frac{1}{7}$. Therefore, the probability of at least five correct matches by chance out of twelve tries can be calculated from

$$p = \sum_{i=5}^{12} \frac{12!}{i!(12-i)!} \left(\frac{1}{7}\right)^i \left(\frac{6}{7}\right)^{(12-i)} = 0.02.$$

Organized research into so-called psychic functioning began roughly in the time of J. J. Thomson, Sir Oliver Lodge, and Sir William Crookes, all of whom took part in the founding of the Society for Psychical Research (SPR) in 1882 in England. Crookes, for example, carried out his principal investigations with D. D. Home, a Scotsman who grew up in America and returned to England in 1855 [3]. According to the notebooks and published reports of Crookes, Home had demonstrated the ability to cause objects to move without touching them. We should note in passing that, Home, unlike most subjects, worked only in the light and spoke out in the strongest possible terms against the darkened seance rooms popular at the time [5].

Sir William Crookes was a pioneer in the study of electrical discharge in gases and in the development of vacuum tubes, some types of which still bear his name. Although everything Crookes said about electron beams and plasmas was accepted, nothing he said about the achievements of D. D. Home ever achieved that status. Many of his colleagues, who had not observed the experiments with Home, stated publicly that they thought Crookes had been deceived, to which Crookes angrily responded:

Will not my critics give me credit for some amount of common sense? Do they not imagine that the obvious precautions, which occur to them as soon as they sit down to pick holes in my experiments, have occurred to me also in the course of my prolonged and patient investigation? The answer to this, as to all other objections is, prove it to be an error, by showing where the error lies, or if a trick, by showing how the trick is performed. Try the experiment fully and fairly. If then fraud be found, expose it; if it be a truth, proclaim it. This is the only scientific procedure, and it is that I propose steadily to pursue [3].

In the United States, scientific interest in the paranormal was centered in the universities. In 1912, John Coover [6] was established in the endowed Chair of Psychical Research at Stanford University. In the 1920's, Harvard University set up research programs with George Estabrooks and L. T. Troland [7], [8]. It was in this framework that, in 1930, William McDougall invited Dr. J. B. Rhine and Dr. Louisa Rhine to join the Psychology Department at Duke University [9]. For more than 30 years, significant work was carried out at Rhine's Duke University Laboratory. To examine the existence of paranormal perception, he used the now-famous ESP cards containing a boldly printed picture of a star, cross, square, circle, or wavy lines. Subjects were asked to name the order of these cards in a freshly shuffled deck of twenty-five such cards. To test for telepathy, an experimenter would look at the cards one at a time, and a subject suitably separated from the sender would attempt to determine which card was being viewed.

Dr. J. B. Rhine together with Dr. J. G. Pratt carried out thousands of experiments of this type under widely varying conditions [10]. The statistical results from these experiments indicated that some individuals did indeed possess a paranormal perceptual ability in that it was possible to obtain an arbitrarily high degree of improbability by continued testing of a gifted subject.

The work of Rhine has been challenged on many grounds, however, including accusations of improper handling of statistics, error, and fraud. With regard to the statistics, the general consensus of statisticians today is that if fault is to be found in Rhine's work, it would have to be on other than statistical grounds. Accusations of fraud, the

most celebrated case of criticism of Rhine's work, that of G. R. Price [12], ended 17 years after it began when the accusation of fraud was retracted by its author in an article entitled "Apology to Rhine and Soal," published in the same journal in which it was first put forward [13]. It should also be noted that parapsychological researchers themselves recently exposed fraud in their own laboratory when they encountered it [14].

At the end of the 1940's, Prof. S. G. Soal, an English mathematician working with the SPR, had carried out hundreds of card guessing experiments involving tens of thousands of calls [15]. Many of these experiments were carried out over extended distances. One of the most notable experiments was conducted with Mrs. Gloria Stewart between London and Antwerp. This experiment gave results whose probability of occurring by chance were less than 10^{-8} . With the publication of *Modern Experiments in Telepathy* by Soal and Bateman (both of whom were statisticians), it appeared that card guessing experiments produced significant results, on the average.³

The most severe criticism of all this work, a criticism difficult to defend against in principle, is that leveled by the well-known British parapsychological critic C. E. M. Hansel [17], who began his examination of the ESP hypothesis with the stated assumption, "In view of the *a priori* arguments against it we know in advance that telepathy, etc., cannot occur." Therefore, based on the "*a priori* unlikelihood" of ESP, Hansel's examination of the literature centered primarily on the possibility of fraud, by subjects or investigators. He reviewed in depth four experiments which he regarded as providing the best evidence of ESP: the Pearce-Pratt distance series [18]; the Pratt-Woodruff [19] series, both conducted at Duke; and Soal's work with Mrs. Stewart and Basil Shackleton [15], as well as a more recent series by Soal and Bowden [20]. Hansel showed, in each case, how fraud *could* have been committed (by the experimenters in the Pratt-Woodruff and Soal-Bateman series, or by the subjects in the Pearce-Pratt and Soal-Bowden experiments). He gave no direct evidence that fraud *was* committed in these experiments, but said, "If the result could have arisen through a trick, the experiment must be considered unsatisfactory proof of ESP, *whether or not it is finally decided that such a trick was in fact used*" [17, p. 18]. As discussed by Honorton in a review of the field [21], Hansel's conclusion after 241 pages of careful scrutiny therefore was that these experiments were not "fraud-proof" and therefore in principle could not serve as conclusive proof of ESP.

Even among the supporters of ESP research and its results, there remained the consistent problem that many successful subjects eventually lost their ability and their scores gradually drifted toward chance results. This decline effect in no way erased their previous astronomical success; but it was a disappointment since if paranormal perception is a natural ability, one would like to see subjects improving with practice rather than getting worse.

One of the first successful attempts to overcome the decline effect was in Czechoslovakia in the work of Dr. Milan Ryzl, a chemist with the Institute of Biology of the Czechoslovakian Academy of Science and also an amateur hypnotist [22]. Through the use of hypnosis, together with feedback and

³Recently, some of the early Soal experiments have been criticized [16]. However, his long-distance experiments cited here were judged in a double-blind fashion of the type that escaped the criticism of the early experiments.

reinforcement, he developed several outstanding subjects, one of whom, Pavel Stepanek, has worked with experimenters around the world for more than 10 years.

Ryzl's pioneering work came as an answer to the questions raised by the 1956 CIBA Foundation conference on extrasensory perception. The CIBA Chemical Company has annual meetings on topics of biological and chemical interest, and that same year they assembled several prominent parapsychologists to have a state-of-the-art conference on ESP [23]. The conference concluded that little progress would be made in parapsychology research until a repeatable experiment could be found; namely, an experiment that different experimenters could repeat at will and that would reliably yield a statistically significant result.

Ryzl had by 1962 accomplished that goal. His primary contribution was a decision to interact with the subject as a person, to try to build up his confidence and ability. His protocol depended on "working with" rather than "running" his subjects. Ryzl's star subject, Pavel Stepanek, has produced highly significant results with many contemporary researchers [24]-[29]. In these experiments, he was able to tell with 60-percent reliability whether a hidden card was green side or white side up, yielding statistics of a million to one with only a thousand trials.

As significant as such results are statistically, the information channel is imperfect, containing noise along with the signal. When considering how best to use such a channel, one is led to the communication theory concept of the introduction of redundancy as a means of coding a message to combat the effects of a noisy channel [30]. A prototype experiment by Ryzl using such techniques has proved to be successful. Ryzl had an assistant select randomly five groups of three digits each. These 15 digits were then encoded into binary form and translated into a sequence of green and white cards in sealed envelopes. By means of repeated calling and an elaborate majority vote protocol, Ryzl was able after 19 350 calls by Stepanek (averaging 9 s per call) to correctly identify all 15 numbers, a result significant at $p = 10^{-15}$. The hit rate for individual calls was 61.9 percent, 11 978 hits, and 7372 misses [31].

Note Added in Proof: It has been brought to our attention that a similar procedure was recently used to transmit without error the word "peace" in International Morse Code (J. C. Carpenter, "Toward the effective utilization of enhanced weak-signal ESP effects," presented at the Annual Meeting of the American Association for the Advancement of Science, New York, NY, Jan. 27, 1975).

The characteristics of such a channel can be specified in accordance with the precepts of communication theory. The bit rate associated with the information channel is calculated from [30]

$$R = H(x) - H_y(x) \quad (1)$$

where $H(x)$ is the uncertainty of the source message containing symbols with *a priori* probability p_i :

$$H(x) = - \sum_{i=1}^2 p_i \log_2 p_i \quad (2)$$

and $H_y(x)$ is the conditional entropy based on the *a posteriori* probabilities that a received signal was actually transmitted:

$$H_y(x) = - \sum_{i,j=1}^2 p(i, j) \log_2 p_i(j). \quad (3)$$

For Stepanek's run, with $p_i = \frac{1}{2}$, $p_j(j) = 0.619$, and an average time of 9 s per choice, we have a source uncertainty $H(x) = 1$ bit and a calculated bit rate

$$R \approx 0.041 \text{ bit/symbol}$$

or

$$R/T \approx 0.0046 \text{ bit/s.}$$

(Since the 15-digit number (49.8 bits) actually was transmitted at the rate of 2.9×10^{-4} bit/s, an increase in bit rate by a factor of about 20 could be expected on the basis of a coding scheme more optimum than that used in the experiments. See, for example, Appendix A.)

Dr. Charles Tart at the University of California has written extensively on the so-called decline effect. He considers that having subjects attempt to guess cards, or perform any other repetitious task for which they receive no feedback, follows the classical technique for deconditioning any response. He thus considers card guessing "a technique for extinguishing psychic functioning in the laboratory" [32].

Tart's injunctions of the mid-sixties were being heeded at Maimonides Hospital, Brooklyn, NY, by a team of researchers that included Dr. Montague Ullman, who was director of research for the hospital; Dr. Stanley Krippner; and, later, Charles Honorton. These three worked together for several years on experiments on the occurrence of telepathy in dreams. In the course of a half-dozen experimental series, they found in their week-long sessions a number of subjects who had dreams that consistently were highly descriptive of pictorial material that a remote sender was looking at throughout the night. This work is described in detail in the experimenters' book *Dream Telepathy* [33]. Honorton is continuing work of this free-response type in which the subject has no preconceived idea as to what the target may be.

In his more recent work with subjects in the waking state, Honorton is providing homogeneous stimulation to the subject who is to describe color slides viewed by another person in a remote room. In this new work, the subject listens to white noise via earphones and views an homogeneous visual field imposed through the use of Ping-Pong ball halves to cover the subject's eyes in conjunction with diffuse ambient illumination. In this so-called Ganzfeld setting, subjects are again able, now in the waking state, to give correct and often highly accurate descriptions of the material being viewed by the sender [34].

In Honorton's work and elsewhere, it apparently has been the step away from the repetitive forced-choice experiment that has opened the way for a wide variety of ordinary people to demonstrate significant functioning in the laboratory, without being bored into a decline effect.

This survey would be incomplete if we did not indicate certain aspects of the current state of research in the USSR. It is clear from translated documents and other sources [35] that many laboratories in the USSR are engaged in paranormal research.

Since the 1930's, in the laboratory of L. Vasiliev (Leningrad Institute for Brain Research), there has been an interest in the use of telepathy as a method of influencing the behavior of a person at a distance. In Vasiliev's book *Experiments in Mental Suggestion*, he makes it very clear that the bulk of his laboratory's experiments were aimed at long-distance communication combined with a form of behavior modification; for example, putting people at a distance to sleep through hypnosis [36].

Similar behavior modification types of experiments have been carried out in recent times by I. M. Kogan, Chairman of the Bioinformation Section of the Moscow Board of the Popov Society. He is a Soviet engineer who, until 1969, published extensively on the theory of telepathic communication [37]-[40]. He was concerned with three principal kinds of experiments: mental suggestion without hypnosis over short distances, in which the percipient attempts to identify an object; mental awakening over short distances, in which a subject is awakened from a hypnotic sleep at the "beamed" suggestion from the hypnotist; and long-range (intercity) telepathic communication. Kogan's main interest has been to quantify the channel capacity of the paranormal channel. He finds that the bit rate decreases from 0.1 bit/s for laboratory experiments to 0.005 bit/s for his 1000-km intercity experiments.

In the USSR, serious consideration is given to the hypothesis that telepathy is mediated by extremely low-frequency (ELF) electromagnetic propagation. (The pros and cons of this hypothesis are discussed in Section V of this paper.) In general, the entire field of paranormal research in the USSR is part of a larger one concerned with the interaction between electromagnetic fields and living organisms [41], [42]. At the First International Congress on Parapsychology and Psychotronics in Prague, Czechoslovakia, in 1973, for example, Kholodov spoke at length about the susceptibility of living systems to extremely low-level ac and dc fields. He described conditioning effects on the behavior of fish resulting from the application of 10 to 100 μW of RF to their tank [43]. The USSR take these data seriously in that the Soviet safety requirements for steady-state microwave exposure set limits at 10 $\mu\text{W}/\text{cm}^2$, whereas the United States has set a steady-state limit of 10 mW/cm^2 [44]. Kholodov spoke also about the nonthermal effects of microwaves on animals' central nervous systems. His experiments were very carefully carried out and are characteristic of a new dimension in paranormal research.

The increasing importance of this area in Soviet research was indicated recently when the Soviet Psychological Association issued an unprecedented position paper calling on the Soviet Academy of Sciences to step up efforts in this area [45]. They recommended that the newly formed Psychological Institute within the Soviet Academy of Sciences and the Psychological Institute of the Academy of Pedagogical Sciences review the area and consider the creation of a new laboratory within one of the institutes to study persons with unusual abilities. They also recommended a comprehensive evaluation of experiments and theory by the Academy of Sciences' Institute of Biophysics and Institute for the Problems of Information Transmission.

The Soviet research, along with other behavioristically oriented work, suggests that in addition to obtaining overt responses such as verbalizations or key presses from a subject, it should be possible to obtain objective evidence of information transfer by direct measurement of physiological parameters of a subject. Kamiya, Lindsley, Pribram, Silverman, Walter, and others brought together to discuss physiological methods to detect ESP functioning, have suggested that a whole range of electroencephalogram (EEG) responses such as evoked potentials (EP's), spontaneous EEG, and the contingent negative variation (CNV) might be sensitive indicators of the detection of remote stimuli not mediated by usual sensory processes [46].

Early experimentation of this type was carried out by Douglas Dean at the Newark College of Engineering. In his

search for physiological correlates of information transfer, he used the plethysmograph to measure changes in the blood volume in a finger, a sensitive indicator of autonomic nervous system functioning [47]. A plethysmographic measurement was made on the finger of a subject during telepathy experiments. A sender looked at randomly selected target cards consisting of names known to the subject, together with names unknown to him (selected at random from a telephone book). The names of the known people were contributed by the subject and were to be of emotional significance to him. Dean found significant changes in the chart recording of finger blood volume when the remote sender was looking at those names known to the subject as compared with those names randomly chosen.

Three other experiments using the physiological approach have now been published. The first work by Tart [48], a later work by Lloyd [49], and most recently the work by the authors [4] all follow a similar procedure. Basically, a subject is closeted in an electrically shielded room while his EEG is recorded. Meanwhile, in another laboratory, a second person is stimulated from time to time, and the time of that stimulus is marked on the magnetic-tape recording of the subject's EEG. The subject does not know when the remote stimulus periods are as compared with the nonstimulus periods.

With regard to choice of stimulus for our own experimentation, we noted that in previous work others had attempted, without success, to detect evoked potential changes in a subject's EEG in response to a single stroboscopic flash stimulus observed by another subject [50]. In a discussion of that experiment, Kamiya suggested that because of the unknown temporal characteristics of the information channel, it might be more appropriate to use repetitive bursts of light to increase the probability of detecting information transfer [51]. Therefore, in our study we chose to use a stroboscopic flash train of 10-s duration as the remote stimulus.

In the design of the study, we assumed that the application of the remote stimulus would result in responses similar to those obtained under conditions of direct stimulation. For example, when an individual is stimulated with a low-frequency (< 30 Hz) flashing light, the EEG typically shows a decrease in the amplitude of the resting rhythm and a driving of the brain waves at the frequency of the flashes [52]. We hypothesized that if we stimulated one subject in this manner (a putative sender), the EEG of another subject in a remote room with no flash present (a receiver) might show changes in alpha (9–11 Hz) activity and possibly an EEG driving similar to that of the sender, or other coupling to the sender's EEG [53]. The receiver was seated in a visually opaque, acoustically and electrically shielded, double-walled steel room about 7 m from the sender. The details of the experiment, consisting of seven runs of thirty-six 10-s trials each (twelve periods each for 0-Hz, 6-Hz, and 16-Hz stimuli, randomly intermixed), are presented in [4]. This experiment proved to be successful. The receiver's alpha activity (9–11 Hz) showed a significant reduction in average power (-24 percent, $p < 0.04$) and peak power (-28 percent, $p < 0.03$) during 16-Hz flash stimuli as compared with periods of no-flash stimulus. [A similar response was observed for 6-Hz stimuli (-12 percent in average power, -21 percent in peak power), but the latter result did not reach statistical significance.] Fig. 2 shows an overlay of three averaged EEG spectra from one of the subject's 36 trial runs, displaying differences in alpha activity during the three stimulus conditions. Extensive control procedures were undertaken to determine if these

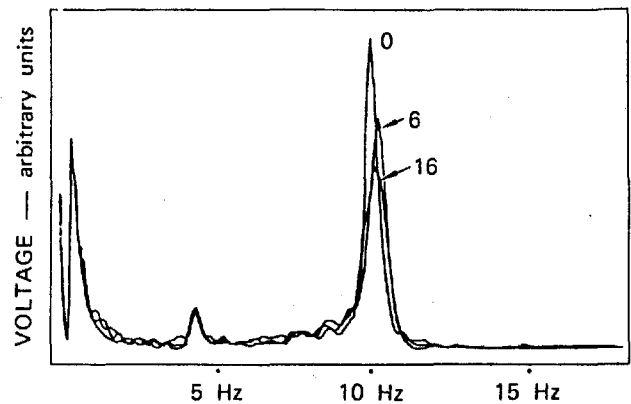


Fig. 2. Occipital EEG frequency spectra, 0–20 Hz, of one subject (H.H.) acting as receiver showing amplitude changes in the 9–11-Hz band as a function of strobe frequency. Three cases: 0-, 6-, and 16-Hz flashes (twelve trial averages).

results were produced by system artifacts, electromagnetic pickup (EMI), or subtle cueing; the results were negative [4].

As part of the experimental protocol, the subject was asked to indicate a conscious assessment for each trial (via telegraph key) as to the nature of the stimulus; analysis showed these guesses to be at chance. Thus arousal as evidenced by significant alpha blocking occurred only at the noncognitive level of physiological response. Hence the experiment provided direct physiological (EEG) evidence of perception of remote stimuli in the absence of overt cognitive response.

Whereas in our experiments we used a remote light flash as a stimulus, Tart [48] in his work used an electrical shock to himself as sender, and Lloyd [49] simply told the sender to think of a red triangle each time a red warning light was illuminated within his view. Lloyd observed a consistent evoked potential in his subjects; whereas in our experiments and in Tart's, a reduction in amplitude and a desynchronization of alpha was observed—an arousal response. (If a subject is resting in an alpha-dominant condition and he is then stimulated, for example in any direct manner, one will observe a desynchronization and decrease in alpha power.) We consider that these combined results are evidence for the existence of noncognitive awareness of remote happenings and that they have a profound implication for paranormal research.

III. SRI INVESTIGATIONS OF REMOTE VIEWING

Experimentation in remote viewing began during studies carried out to investigate the abilities of a New York artist, Ingo Swann, when he expressed the opinion that the insights gained during experiments at SRI had strengthened his ability (verified in other research before he joined the SRI program) to view remote locations [54]. To test Mr. Swann's assertion, a pilot study was set up in which a series of targets from around the globe were supplied by SRI personnel to the experimenters on a double-blind basis. Mr. Swann's apparent ability to describe correctly details of buildings, roads, bridges, and the like indicated that it may be possible for a subject by means of mental imagery to access and describe randomly chosen geographical sites located several miles from the subject's position and demarcated by some appropriate means. Therefore, we set up a research program to test the remote-viewing hypothesis under rigidly controlled scientific conditions.

In carrying out this program, we concentrated on what we considered to be the basic issue of whether or not this

class of paranormal perception phenomenon exists. At all times, we and others responsible for the overall program took measures to prevent sensory leakage and subliminal cueing and to prevent deception, whether intentional or unintentional. To ensure evaluations independent of belief structures of both experimenters and judges, all experiments were carried out under a protocol, described below, in which target selection at the beginning of experiments and blind judging of results at the end of experiments were handled independently of the researchers engaged in carrying out the experiments.

Six subjects, designated S1 through S6, were chosen for the study. Three were considered as gifted or experienced subjects (S1 through S3), and three were considered as learners (S4 through S6). The *a priori* dichotomy between gifted and learners was based on the experienced group having been successful in other studies conducted before this program and the learners group being inexperienced with regard to paranormal experimentation.

The study consisted of a series of double-blind tests with local targets in the San Francisco Bay Area so that several independent judges could visit the sites to establish documentation. The protocol was to closet the subject with an experimenter at SRI and at an agreed-on time to obtain from the subject a description of an undisclosed remote site being visited by a target team. In each of the experiments, one of the six program subjects served as remote-viewing subject, and SRI experimenters served as a target demarcation team at the remote location chosen in a double-blind protocol as follows.

In each experiment, SRI management randomly chose a target location from a list of targets within a 30-min driving time from SRI; the target location selected was kept blind to subject and experimenters. The target pool consisted of more than 100 target locations chosen from a target-rich environment. (Before the experimental series began, the Director of the Information Science and Engineering Division, not otherwise associated with the experiment, established the set of locations as the target pool which remained known only to him. The target locations were printed on cards sealed in envelopes and kept in the SRI Division office safe. They were available only with the personal assistance of the Division Director who issued a single random-number selected target card that constituted the traveling orders for that experiment.)

In detail: To begin the experiment, the subject was closeted with an experimenter at SRI to wait 30 min before beginning a narrative description of the remote location. A second experimenter then obtained from the Division Director a target location from a set of traveling orders previously prepared and randomized by the Director and kept under his control. The target demarcation team, consisting of two to four SRI experimenters, then proceeded by automobile directly to the target without any communication with the subject or experimenter remaining behind. The experimenter remaining with the subject at SRI was kept ignorant of both the particular target and the target pool so as to eliminate the possibility of cueing (overt or subliminal) and to allow him freedom in questioning the subject to clarify his descriptions. The demarcation team remained at the target site for an agreed-on 15-min period following the 30 min allotted for travel.⁴ During the observa-

tion period, the remote-viewing subject was asked to describe his impressions of the target site into a tape recorder and to make any drawings he thought appropriate. An informal comparison was then made when the demarcation team returned, and the subject was taken to the site to provide feedback.

A. Subject S1: Experienced

To begin the series, Pat Price, a former California police commissioner and city councilman, participated as a subject in nine experiments. In general, Price's ability to describe correctly buildings, docks, roads, gardens, and the like, including structural materials, color, ambience, and activity—often in great detail—indicated the functioning of a remote perceptual ability. A Hoover Tower target, for example, was recognized and named by name. Nonetheless, in general, the descriptions contained inaccuracies as well as correct statements. A typical example is indicated by the subject's drawing shown in Fig. 3 in which he correctly described a park-like area containing two pools of water: one rectangular, 60 by 89 ft (actual dimensions 75 by 100 ft); the other circular, diameter 120 ft (actual diameter 110 ft). He incorrectly indicated the function, however, as water filtration rather than recreational swimming. (We often observe essentially correct descriptions of basic elements and patterns coupled with incomplete or erroneous analysis of function.) As can be seen from his drawing, he also included some elements, such as the tanks shown in the upper right, that are not present at the target site. We also note an apparent left-right reversal, often observed in paranormal perception experiments.

To obtain a numerical evaluation of the accuracy of the remote-viewing experiment, the experimental results were subjected to independent judging on a blind basis by an SRI research analyst not otherwise associated with the research. The subject's response packets, which contained the nine typed unedited transcripts of the tape-recorded narratives along with any associated drawings, were unlabeled and presented in random order. While standing at each target location, visited in turn, the judge was required to blind rank order the nine packets on a scale 1 to 9 (best to worst match). The statistic of interest is the sum of ranks assigned to the target-associated transcripts, lower values indicating better matches. For nine targets, the sum of ranks could range from nine to eighty-one. The probability that a given sum of ranks *s* or less will occur by chance is given by [55]

$$\text{Pr}(s \text{ or less}) = \frac{1}{N^n} \sum_{i=n}^s \sum_{l=0}^k (-1)^l \binom{n}{i} \binom{i - Nl - 1}{n - 1}$$

where *s* is obtained sum of ranks, *N* is number of assignable ranks, *n* is number of occasions on which rankings were made, and *l* takes on values from zero to the least positive integer *k* in $(i - n)/n$. (Table I is a table to enable easy application of the above formula to those cases in which $N = n$.) The sum in this case, which included seven direct hits out of the nine, was 16 (see Table II), a result significant at $p = 2.9 \times 10^{-5}$ by exact calculation.

In Experiments 3, 4, and 6 through 9, the subject was secured in a double-walled copper-screen Faraday cage. The Faraday cage provides 120-dB attenuation for plane-wave radio-frequency radiation over a range of 15 kHz to 1 GHz. For magnetic fields, the attenuation is 68 dB at 15 kHz and decreases to 3 dB at 60 Hz. The results of rank order judging

⁴The first subject (S1) was allowed 30 min for his descriptions, but it was found that he fatigued and had little comment after the first 15 min. The viewing time was therefore reduced to 15 min for subjects S2 through S6.

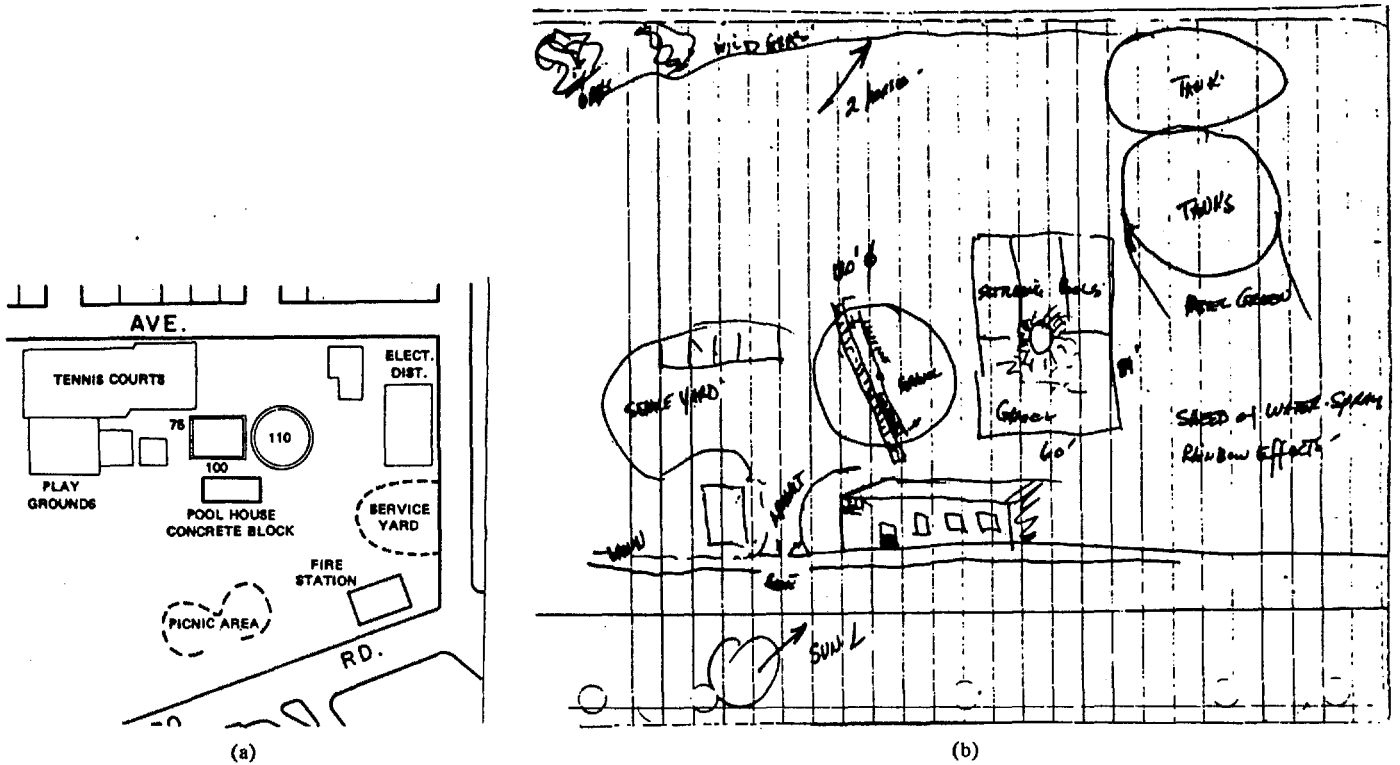


Fig. 3. Swimming pool complex as remote-viewing target. (a) City map of target location. (b) Drawing by Price (S1).

TABLE I
CRITICAL VALUES OF SUMS OF RANKS FOR PREFERENTIAL MATCHING

Number of Assignable Ranks (N)	Probability (one-tailed) that the Indicated Sum of Ranks or Less Would Occur by Chance													
	0.20	0.10	0.05	0.04	0.025	0.01	0.005	0.002	0.001	0.0005	10 ⁻⁴	10 ⁻⁵	10 ⁻⁶	10 ⁻⁷
4	7	6	5	5	5	4	4							
5	11	10	9	8	8	7	6	6	5	5				
6	16	15	13	13	12	11	10	9	8	7	6			
7	22	20	18	18	17	15	14	12	12	11	9	8		
8	29	27	24	24	22	20	19	17	16	15	13	11	9	8
9	37	34	31	30	29	26	24	22	21	20	17	14	12	10
10	46	42	39	38	36	33	31	29	27	25	22	19	16	13
11	56	51	48	47	45	41	38	36	34	32	28	24	20	17
12	67	61	58	56	54	49	47	43	41	39	35	30	25	22

Note: This table applies only to those special cases in which the number of occasions on which objects are being ranked (n) is equal to the number of assignable ranks (N). Each entry represents the largest number that is significant at the indicated p-level. Source: R. L. Morris [55].



shielding does not prevent high-quality descriptions from being obtained.

As a backup judging procedure, a panel of five additional SRI scientists not otherwise associated with the research were asked simply to blind match the unedited typed transcripts (with associated drawings) generated by the remote viewer against the nine target locations which they independently visited in turn. The transcripts were unlabeled and presented in random order. A correct match consisted of a transcript of a given date being matched to the target of that date. Instead of the expected number of 1 match each per judge, the number of correct matches obtained by the five judges was 7, 6, 5, 3, and 3, respectively. Thus, rather than the expected total number of 5 correct matches from the judges, 24 such matches were obtained.

B. Subject S4: Learner

This experiment was designed to be a replication of our previous experiment with Price, the first replication attempted. The subject for this experiment was Mrs. Hella Hammid, a gifted professional photographer. She was selected for this series on the basis of her successful performance as a percipient in the EEG experiment described earlier. Outside of that interaction, she had no previous experience with apparent paranormal functioning.

At the time we began working with Mrs. Hammid, she had no strong feelings about the likelihood of her ability to succeed in this task. This was in contrast to both Ingo Swann who had come to our laboratory fresh from a lengthy and apparently successful series of experiments with Dr. Gertrude Schneider at City College of New York [56] and Pat Price



PEDESTRIAN OVERPASS TARGET

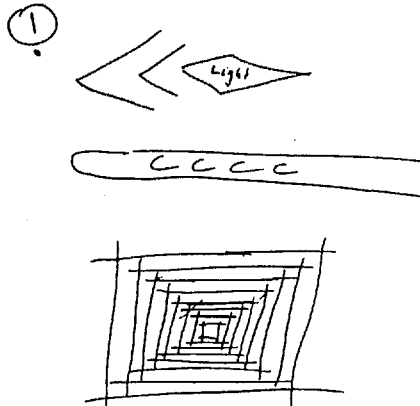


Fig. 4. Subject Hammid (S4) drawing, described as "some kind of diagonal trough up in the air."

TABLE II
DISTRIBUTION OF RANKINGS ASSIGNED TO TRANSCRIPTS ASSOCIATED WITH EACH TARGET LOCATION FOR EXPERIENCED SUBJECT PRICE (S1)

Target Location	Distance (km)	Rank of Associated Transcript
Hoover Tower, Stanford	3.4	1
Baylands Nature Preserve, Palo Alto	6.4	1
Radio telescope, Portola Valley	6.4	1
Marina, Redwood City	6.8	1
Bridge toll plaza, Fremont	14.5	6
Drive-in theater, Palo Alto	5.1	1
Arts and Crafts Plaza, Menlo Park	1.9	1
Catholic Church, Portola Valley	8.5	3
Swimming pool complex, Palo Alto	3.4	1
Total sum of ranks		16 ($p=2.9 \times 10^{-5}$)


who felt that he used his remote-viewing ability in his everyday life.

In comparison with the latter two, many people are more influenced by their environment and are reluctant under public scrutiny to attempt activities that are generally thought to be impossible. Society often provides inhibition and negative feedback to the individual who might otherwise have explored his own nonregular perceptual ability. We all share an historical tradition of "the stoning of prophets" and, in more modern times, the hospitalization of those who claim to perceive things that the majority do not admit to seeing. Therefore, in addition to maintaining


scientific rigor, one of our primary tasks as researchers is to provide an environment in which the subject feels safe to explore the possibility of paranormal perception. With a new subject, we also try to stress the nonuniqueness of the ability because from our experience paranormal functioning appears to be a latent ability that all subjects can articulate to some degree.

Because of Mrs. Hammid's artistic background, she was capable of drawing and describing visual images that she could not identify in any cognitive or analytic sense. When the target demarcation team went to a target location which was a pedestrian overpass, the subject said that she saw "a kind of trough up in the air," which she indicated in the upper part of her drawing in Fig. 4. She went on to explain, "If you stand where they are standing you will see something like this," indicating the nested squares at the bottom of Fig. 4. As it turned out, a judge standing where she indicated would have a view closely resembling what she had drawn, as can be seen from the accompanying photographs of the target location. It needs to be emphasized, however, that judges did not have access to our photographs of the site, used here for illustrative purposes only, but rather they proceeded to each of the target locations by list.

In another experiment, the subject described seeing "an open barnlike structure with a pitched roof." She also saw a "kind of slatted side to the structure making light and dark bars on the wall." Her drawing and a photograph of the associated bicycle shed target are shown in Fig. 5. (Subjects are encouraged to make drawings of anything they visualize and associate with the remote location because drawings they make are in general more accurate than their verbal description.) As in the original series with Price, the results of the nine-



BICYCLE SHED TARGET



DETAIL OF BICYCLE SHED

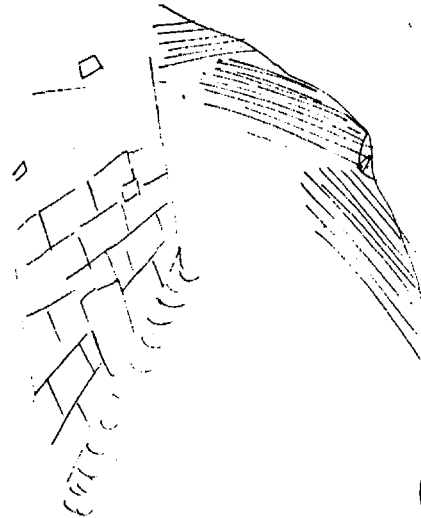
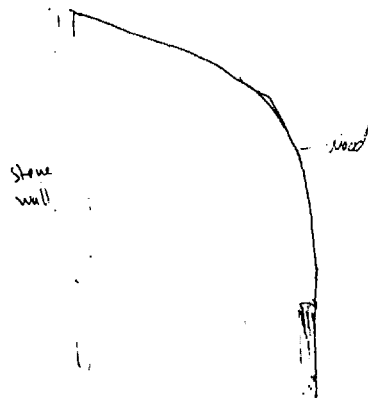


Fig. 5. Subject Hammid (S4) response to bicycle shed target described as an open "barn-like building" with "slats on the sides" and a "pitched roof."

TABLE III
DISTRIBUTION OF RANKINGS ASSIGNED TO TRANSCRIPTS ASSOCIATED WITH EACH TARGET LOCATION FOR LEARNER SUBJECT HAMMID (S4)

Target Location	Distance (km)	Rank of Associated Transcript
Methodist Church, Palo Alto	1.9	1
Ness Auditorium, Menlo Park	0.2	1
Merry-go-round, Palo Alto	3.4	1
Parking garage, Mountain View	8.1	2
SRI International Courtyard, Menlo Park	0.2	1
Bicycle shed, Menlo Park	0.1	2
Railroad trestle bridge, Palo Alto	1.3	2
Pumpkin patch, Menlo Park	1.3	1
Pedestrian overpass, Palo Alto	5.0	2
Total sum of ranks		13 ($p=1.8 \times 10^{-6}$)

experiment series were submitted for independent judging on a blind basis by an SRI research analyst not otherwise associated with the research. While at each target location, visited in turn, the judge was required to blind rank order the nine unedited typed manuscripts of the tape-recorded narratives, along with any associated drawings generated by the remote viewer, on a scale 1 to 9 (best to worst match). The sum of ranks assigned to the target-associated transcripts in this case was 13, a result significant at $p = 1.8 \times 10^{-6}$ by exact calculation (see Table I and discussion), and included five direct hits and four second ranks (Table III).

Again, as a backup judging procedure, a panel of five additional judges not otherwise associated with the research were asked simply to blind match the unedited typed transcripts and associated drawings generated by the remote viewer, against the nine target locations which they independently visited in turn. A correct match consisted of a transcript of a given date being matched to the target of that date. Instead of the expected number of 1 match each per judge, the number of correct matches obtained by the five judges was 5, 3, 3, 2, and 2, respectively. Thus, rather than the expected total number of 5 correct matches from the judges, 15 such matches were obtained.

C. Subjects S2 and S3: Experienced

Having completed a series of 18 remote-viewing experiments, 9 each with experienced subject S1 (Price) and learner S4 (Hammid), additional replication experiments, four with each subject, were carried out with experienced subjects S2 (Elgin) and S3 (Swann) and learners S5 and S6. To place the judging on a basis comparable to that used with S1 and S4, the four transcripts each of experienced subjects S2 and S3 were combined into a group of eight for rank order judging to be compared with the similarly combined results of the learners S5 and S6.

The series with S2 (Elgin, an SRI research analyst) provided a further example of the dichotomy between verbal and drawing responses. (As with medical literature, case histories often are more illuminating than the summary of results.) The experiment conducted with this



TARGET—TENNIS COURTS




Fig. 6. Subject Elgin (S2) drawings in response to tennis court target.

subject. It was a demonstration experiment for a government visitor who had heard of our work and wanted to evaluate our experimental protocol.

In the laboratory, the subject, holding a bearing compass at arm's length, began the experiment by indicating the direction of the target demarcation team correctly to within 5°. (In all four experiments with this subject, he has always been within 10° of the correct direction in this angular assessment.) The subject then generated a 15-min tape-recorded description and the drawings shown in Fig. 6.

In discussing the drawings, Elgin indicated that he was uncertain as to the action, but had the impression that the demarcation team was located at a museum (known to him) in a particular park. In fact, the target was a tennis court located in that park about 90 m from the indicated museum. Once again, we note the characteristic (discussed earlier) of a resemblance between the target site and certain gestalt elements of the subject's response, especially in regard to the drawings, coupled with incomplete or erroneous analysis of the significances. Nonetheless, when rank ordering transcripts 1 through 8 at the site, the judge ranked this transcript as 2. This example illustrates a continuing observation that most of the correct information related to us by subjects is of a non-analytic nature pertaining to shape, form, color, and material rather than to function or name.

A second example from this group, generated by S3 (Swann), indicates the level of proficiency that can be attained with practice. In the two years since we first started working with Swann, he has been solving the problem of separating the external signal from the internal noise. In our most recent


experiments, he dictates two lists for us to record. One list contains objects that he "sees," but does not think are located at the remote scene. A second list contains objects that he thinks are at the scene. In our evaluation, he has made much progress in this most essential ability to separate memory and imagination from paranormal inputs. This is the key to bringing the remote-viewing channel to fruition with regard to its potential usefulness.

The quality of transcript that can be generated by this process is evident from the results of our most recent experiment with Swann. The target location chosen by the usual double-blind protocol was the Palo Alto City Hall. Swann described a tall building with vertical columns and "set in" windows. His sketch, together with the photograph of the site, is shown in Fig. 7. He said there was a fountain, "but I don't hear it." At the time the target team was at the City Hall during the experiment, the fountain was not running. He also made an effort to draw a replica of the designs in the pavement in front of the building, and correctly indicated the number of trees (four) in the sketch.

For the entire series of eight, four each from S2 and S3, the numerical evaluation based on blind rank ordering of transcripts at each site was significant at $p = 3.8 \times 10^{-4}$ and included three direct hits and three second ranks for the target-associated transcripts (see Table IV).

D. Subjects S5 and S6: Learners

To complete the series, four experiments each were carried out with a man and a woman on the SRI professional staff. The results in this case, taken as a



Picture of the miniature golf course from yesterday?

field of green foliage - wind trees?

a corridor of forest - a walk behind the trees building.

lawns.

an open field.

an enclosed area of forest - a quad.

a fountain - but I don't hear it.

buildings to the W? cross walks. open field. basket ball court.

long building


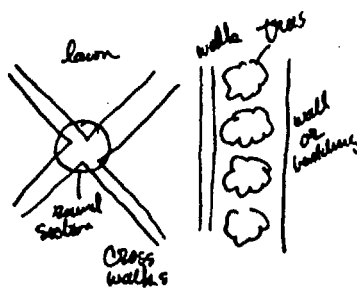


Fig. 7. Subject Swann (S3) response to City Hall target.

group, did not differ significantly from chance. For the series of eight (judged as a group of seven since one target came up twice, once for each subject), the numerical evaluation based on blind rank ordering of transcripts at each site was non-significant at $p = 0.08$, even though there were two direct hits and two second ranks out of the seven (see Table V).

One of the direct hits, which occurred with subject S6 in her first experiment, provides an example of the "first-time effect" that has been rigorously explored and is well-known to experimenters in the field [57]. The outbound experimenter obtained, by random protocol from the pool, a target blind to the experimenter with the subject, as is our standard procedure, and proceeded to the location. The subject, a mathematician in the computer science laboratory who had no pre-

TABLE IV
DISTRIBUTION OF RANKINGS ASSIGNED TO TRANSCRIPTS ASSOCIATED WITH EACH TARGET LOCATION FOR EXPERIENCED SUBJECTS ELGIN (S2) AND SWANN (S3)

Subject	Target Location	Distance (km)	Rank of Associated Transcript
S2	BART Station (Transit System), Fremont	16.1	1
S2	Shielded room, SRI, Menlo Park	0.1	2
S2	Tennis court, Palo Alto	3.4	2
S2	Golf course bridge, Stanford	3.4	2
S3	City Hall, Palo Alto	2.0	1
S3	Miniature golf course, Menlo Park	3.0	1
S3	Kiosk in park, Menlo Park	0.3	3
S3	Baylands Nature Preserve, Palo Alto	6.4	3
Total sum of ranks			15 ($p=3.8 \times 10^{-4}$)

TABLE V
DISTRIBUTION OF RANKINGS ASSIGNED TO TRANSCRIPTS ASSOCIATED WITH EACH TARGET LOCATION FOR LEARNER SUBJECTS S5 AND S6

Subject	Target Location	Distance (km)	Rank of Associated Transcript
S5	Pedestrian overpass, Palo Alto	5.0	3
S5	Railroad trestle bridge, Palo Alto	1.3	6
S5	Windmill, Portola Valley	8.5	2
S5, S6	White Plaza, Stanford (2)	3.8	1
S6	Airport, Palo Alto	5.5	2
S6	Kiosk in Park, Menlo Park	0.3	5
S6	Boathouse, Stanford	4.0	1
Total sum of ranks			20 ($p=0.08, NS$)

vious experience in remote viewing, began to describe a large square with a fountain. Four minutes into the experiment, she recognized the location and correctly identified it by name (see Fig. 8). (It should be noted that in the area from which the target locations were drawn there are other fountains as well, some of which were in the target pool.) As an example of the style of the narratives generated during remote viewing with inexperienced subjects and of the part played by the experimenter remaining with the subject in such a case, we have included the entire unedited text of this experiment as Appendix B.

E. Normal and Paranormal: Use of Unselected Subjects in Remote Viewing

After more than a year of following the experimental protocol described above and observing that even inexperienced subjects generated results better than expected, we initiated a series of experiments to explore further whether individuals other than putative "psychics" can demonstrate the remote-viewing ability. To test this idea, we have a continuing program to carry out additional experiments of the outdoor type with new subjects whom we have no *a priori* reason to believe have paranormal perceptual ability. To date we have collected data from five experiments with two individuals in this category: a man and a woman who were visiting government scientists interested in observing our experimental protocols. The motivation for these particular experiments was twofold. First, the experiments provide data that indicate the level of proficiency that can be expected from unselected volunteers.

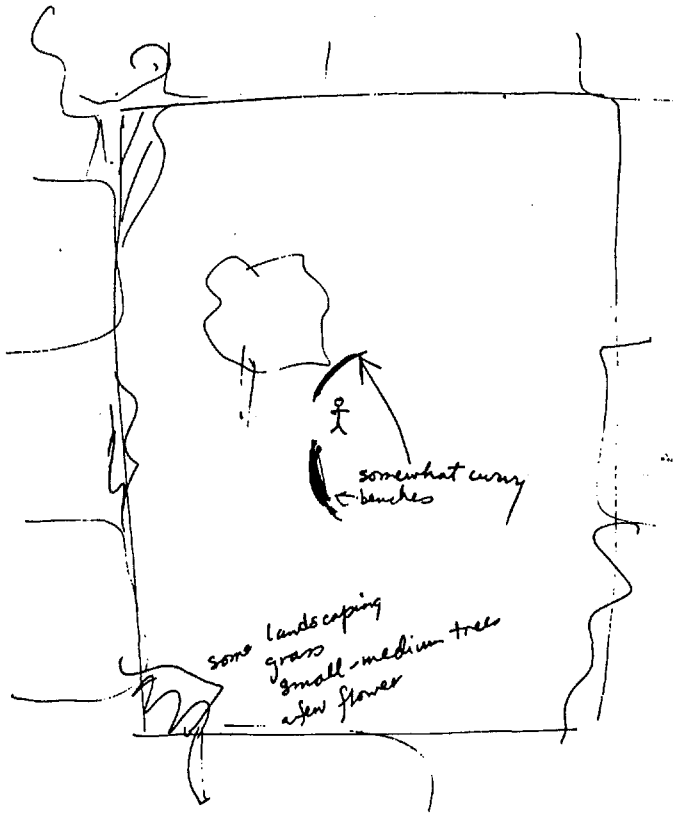



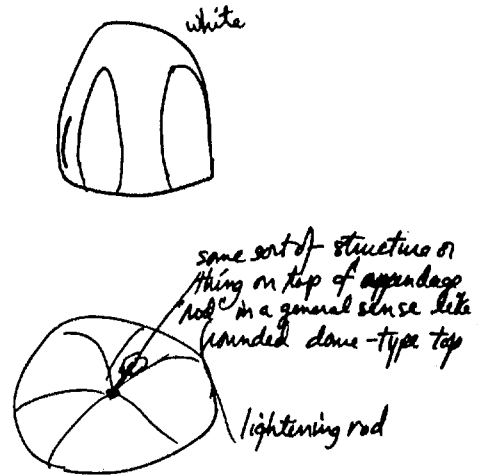



Fig. 8. Subject (S6) drawing of White Plaza, Stanford University. Subject drew what she called "curvy benches" and then announced correctly that the place was "White Plaza at Stanford."

Second, when an individual observes a successful demonstration experiment involving another person as subject, it inevitably occurs to him that perhaps chicanery is involved. We have found the most effective way to settle this issue for the observer is to have the individual himself act as a subject so as to obtain personal experience against which our reported results can be evaluated.



The first visitor (V1) was invited to participate as a subject in a three-experiment series. All three experiments contained elements descriptive of the associated target locations; the quality of response increased with practice. The third response is shown in Fig. 9, where again the pattern elements in the drawing appeared to be a closer match than the subject's analytic interpretation of the target.



TOP VIEW



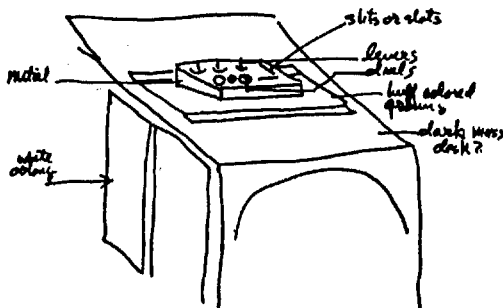
RESPONSES OF VISITING SCIENTIST SUBJECT



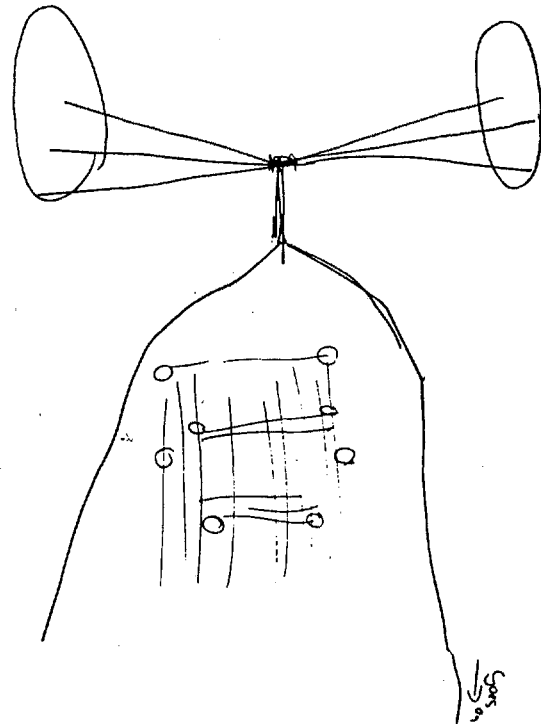
TECHNOLOGY SERIES
TYPEWRITER TARGET

Seems to resolve into 2 parts
one sitting on top of the other -
a machine in 2 parts.
white on the side.
see the floor now - looks

1123



SUBJECT SWANN (S3) RESPONSE



SUBJECT HAMMID (S4) RESPONSE


Fig. 10. Drawings of a typewriter target by two subjects.

The second visitor [V2] participated as a subject in two experiments. In his first experiment, he generated one of the higher signal-to-noise results we have observed. He began his narrative, "There is a red A-frame building and next to it is a large yellow thing [a tree-Editor]. Now further left there is another A-shape. It looks like a swing-set, but it is pushed down in a gully so I can't see the swings." [All correct.] He then went on to describe a lock on the front door that he said "looks like it's made of laminated steel, so it must be a Master lock." [Also correct.]

For the series of five—three from the first subject and two from the second—the numerical evaluation based on blind rank ordering of the transcripts at each site was significant at $p = 0.017$ and included three direct hits and one second rank for the target-associated transcripts. (See Table VI.)

TABLE VI
DISTRIBUTION OF RANKINGS ASSIGNED TO TRANSCRIPTS ASSOCIATED WITH EACH TARGET LOCATION FOR VISITOR SUBJECTS V1 AND V2

Subject	Target Location	Distance (km)	Rank of Associated Transcript
V1	Bridge over stream, Menlo Park	0.3	1
V1	Baylands Nature Preserve, Palo Alto	6.4	2
V1	Merry-go-round, Palo Alto	3.4	1
V2	Windmill, Portola Valley	8.5	1
V2	Apartment swimming pool, Mountain View	9.1	3
Total sum of ranks			8 ($p=0.017$)



TARGET LOCATION: XEROX MACHINE
 (TECHNOLOGY SERIES)

TO ADD INTEREST TO TARGET
 LOCATION EXPERIMENTER WITH
 HIS HEAD BEING XEROXED

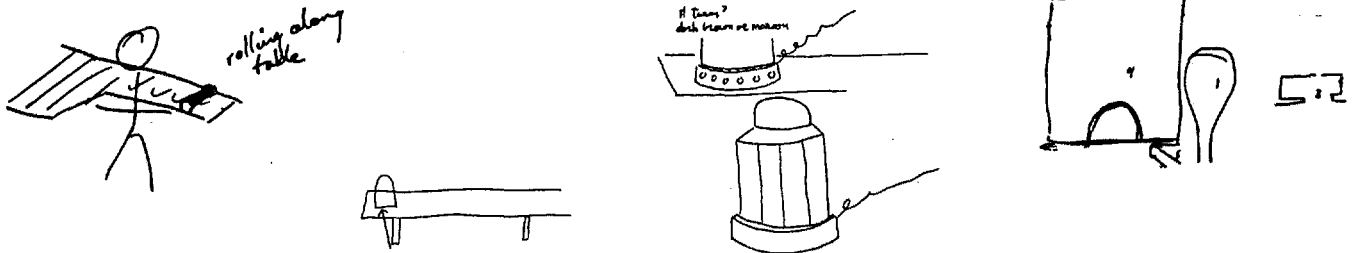


Fig. 11. Drawings by three subjects (S2, S3, and V3) for Xerox machine target. When asked to describe the square at upper left of response on the right, subject (V3) said, "There was this predominant light source which might have been a window, and a working surface which might have been the sill, or a working surface or desk." Earlier the subject had said, "I have the feeling that there is something silhouetted against the window."

Observations with unselected subjects such as those described above indicate that remote viewing may be a latent and widely distributed perceptual ability.

F. Technology Series: Short-Range Remote Viewing

Because remote viewing is a perceptual ability, we considered it important to obtain data on its resolution capabilities. To accomplish this, we turned to the use of indoor technological targets.



Twelve experiments were carried out with five different subjects, two of whom were visiting government scientists. They were told that one of the experimenters would be sent by random protocol to a laboratory within the SRI complex and that he would interact with the equipment or apparatus at that location. It was further explained that the experimenter remaining with the subject was, as usual, kept ignorant of the contents of the target pool to prevent cueing during questioning. (Unknown to subjects, targets in the pool were used with replacement; one of the goals of this particular experiment was to obtain multiple responses to a given target to investigate whether correlation of a number of subject responses would provide enhancement of the signal-to-noise ratio.) The subject was asked to describe the target both verbally (tape recorded) and by means of drawings during a time-synchronized 15-min interval in which the outbound experimenter interacted in an appropriate manner with the equipment in the target area.

In the twelve experiments, seven targets were used: a drill press, Xerox machine, video terminal, chart recorder, four-state random number generator, machine shop, and typewriter. Three of these were used twice (drill press, video terminal, and typewriter) and one (Xerox machine) came up three times in our

Comparisons of the targets and subject drawings for three of the multiple-response cases (the typewriter, Xerox machine, and video terminal) are shown in Figs. 10, 11, and 12. As is apparent from these illustrations alone, the experiments provide circumstantial evidence for an information channel of useful bit rate. This includes experiments in which visiting government scientists participated as subjects (Xerox machine and video terminal) to observe the protocol. In general, it appears that use of multiple-subject responses to a single target provides better signal-to-noise ratio than target identification by a single individual. This conclusion is borne out by the judging described below.

Given that in general the drawings constitute the most accurate portion of a subject's description, in the first judging procedure a judge was asked simply to blind match only the drawings (i.e., without tape transcripts) to the targets. Multiple-subject responses to a given target were stapled together, and thus seven subject-drawing response packets were to be matched to the seven different targets for which drawings were made. The judge did *not* have access to our photographs of the target locations, used for illustration purposes only, but rather proceeded to each of the target locations by list. While standing at each target location, the judge was required to rank order the seven subject-drawing response packets (presented in random order) on a scale 1 to 7 (best to worst match). For seven targets, the sum of ranks could range from 7 to 49. The sum in this case, which included 1 direct hit and 4 second ranks out of the 7 (see Table VII) was 18, a result significant at $p = 0.036$.

In the second more detailed effort at evaluation, a visiting scientist selected at random one of the 12 data packages (a drill press experiment), sight unseen and submitted it for in-



TARGET: VIDEO MONITOR FOR TEXT EDITING (TECHNOLOGY SERIES)

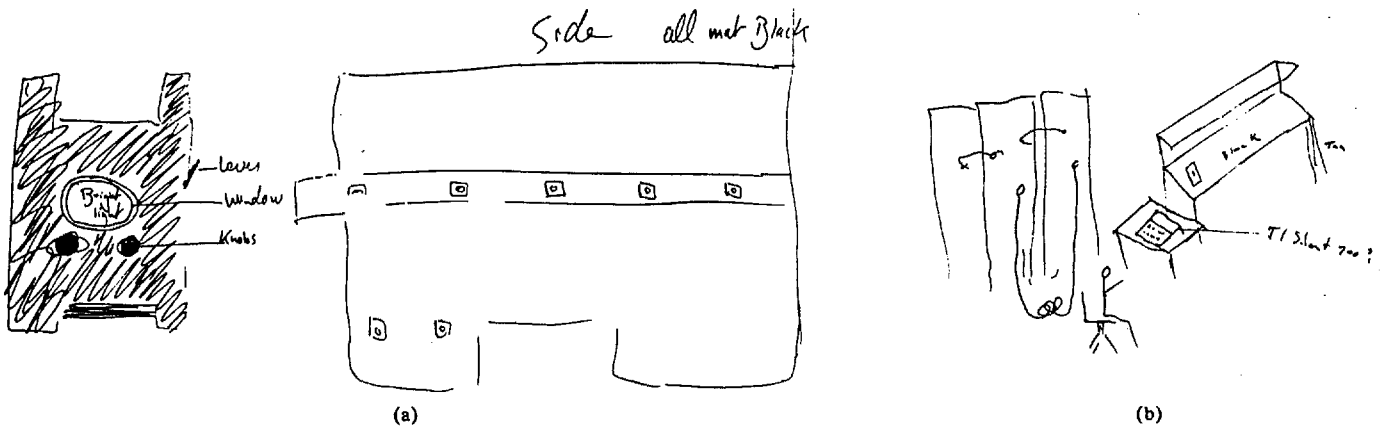


Fig. 12. Drawing by two subjects of a video monitor target. (a) Subject (S4) drawing of "box with light coming out of it . . . painted flat black and in the middle of the room." (b) Second subject (V2) saw a computer terminal with relay racks in the background.

TABLE VII
DISTRIBUTION OF RANKINGS ASSIGNED TO SUBJECT DRAWINGS ASSOCIATED WITH EACH TARGET LOCATION

Subject	Target	Rank of Associated Drawings
S3, S4	Drill press	2
S2, S3, V3	Xerox machine	2
S4, V2	Video terminal	1
S3	Chart recorder	2
S4	Random number generator	6
S4	Machine shop	3
S3, S4	Typewriter	2
Total sum of ranks		18
		(p=0.036)

TABLE VIII
SUMMARY: REMOTE VIEWING

Subject	Number of Experiments	p-Value, Rank Order Judging
With natural targets		
S1 (experienced)	9	2.9×10^{-5}
S2 and S3 (experienced)	8	3.8×10^{-4}
S4 (learner)	9	1.8×10^{-6}
S5 and S6 (learners)	8	0.08 (NS)
V1 and V2 (learners/visitors)	5	0.017
With technology targets		
S2, S3, S4, V2, V3	12	0.036

mate as to what was being described. The analyst, blind as to the target and given only the subject's taped narrative and drawing (Fig. 13), was able, from the subject's description alone, to correctly classify the target as a "man-sized vertical boring machine."

G. Summary of Remote Viewing Results

1) Discussion: The descriptions supplied by the subjects in the experiments involving remote viewing of natural targets or laboratory apparatus, although containing inaccuracies, were sufficiently accurate to permit the judges to differentiate among various targets to the degree indicated. A summary

tabulation of the statistical evaluations of these fifty-one experiments with nine subjects is presented in Table VIII. The overall result, evaluated conservatively on the basis of a judging procedure that ignores transcript quality beyond that necessary to rank order the data packets (vastly underestimating the statistical significance of individual descriptions), clearly indicates the presence of an information channel of useful bit rate. Furthermore, it appears that the principal difference between experienced subjects and inexperienced volunteers is not that the latter never exhibit the faculty, but rather that their results are simply less reliable, more sporadic. Nevertheless, as described earlier, individual transcripts from the inexperienced group of subjects number among some of the best obtained. Such observations indicate a hypothesis that remote viewing may be a latent and widely distributed perceptual ability.

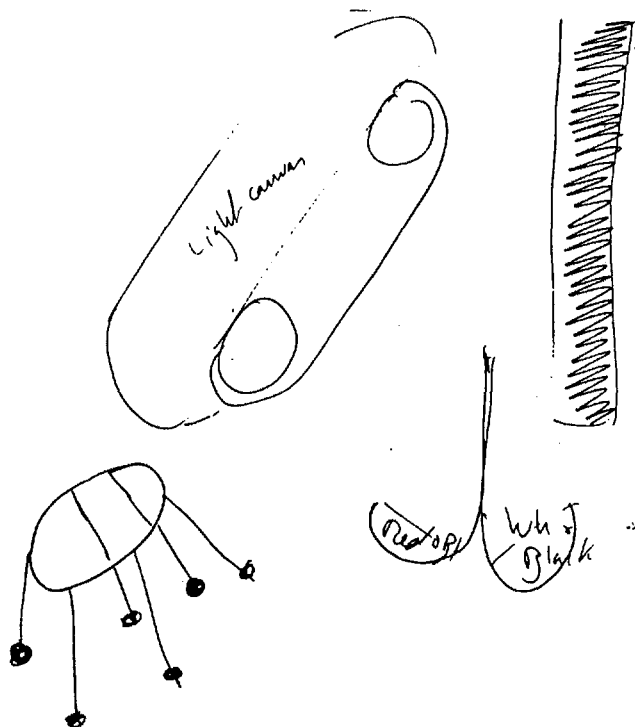



Fig. 13. Subject (S4) drawing of drill press showing belt drive, stool, and a "vertical graph that goes up and down."

Thus the primary achievement of the SRI program was the elicitation of high-quality remote viewing from individuals who agreed to act as subjects. Criticism of this claim could in principle be put forward on the basis of three potential flaws. 1) The study could involve naiveté in protocol that permits various forms of cueing, intentional or unintentional. 2) The experiments discussed could be selected out of a larger pool of experiments of which many are of poorer quality. 3) Data for the reported experiments could be edited to show only the matching elements, the nonmatching elements being discarded.

All three criticisms, however, are invalid. First, with regard to cueing, the use of double-blind protocols ensures that none of the persons in contact with the subject can be aware of the target. Second, selection of experiments for reporting did not take place; every experiment was entered as performed on a master log and is included in the statistical evaluations. Third, data associated with a given experiment remain unedited; all experiments are tape recorded and all data are included unedited in the data package to be judged and evaluated.

In the process of judging—attempting to match transcripts against targets on the basis of the information in the transcripts—some patterns and regularities in the transcript descriptions became evident, particularly regarding individual styles in remote viewing and in the perceptual form of the descriptions given by the subjects. These patterns and the judging procedure are discussed below.

a) *Styles of response:* The fifty-one transcripts were taken from nine different subjects. Comparing the transcripts of one subject with those of another revealed that each pattern tended to focus on certain aspects of the remote target complex and to exclude others, so that each had an individual pattern of response, like a signature.

Subject S3, for example, frequently responded with topographical descriptions, maps, and architectural features of the target locations. Subject S2 often focused on the behavior of the remote experimenter or the sequence of actions he carried out at the target. The transcripts of subject S4, more than those of other subjects, had descriptions of the feel of the location, and experiential or sensory gestalts—for example, light/dark elements in the scene and indoor/outdoor and enclosed/open distinctions. Prominent features of S1's transcripts were detailed descriptions of what the target persons were concretely experiencing, seeing, or doing—for example, standing on asphalt blacktop overlooking water; looking at a purple iris.

The range of any individual subject's responses was wide. Anyone might draw a map or describe the mood of the remote experimenter, but the consistency of each subject's overall approach suggests that just as individual descriptions of a directly viewed scene would differ, so these differences also occur in remote-viewing processes.

b) *Nature of the description:* The concrete descriptions that appear most commonly in transcripts are at the level of subunits of the overall scene. For example, when the target was a Xerox copy machine, the responses included (S2) a rolling object (the moving light) or dials and a cover that is lifted (S3), but the machine as a whole was not identified by name or function.

In a few transcripts, the subjects correctly identified and named the target. In the case of a computer terminal, the subject (V2) apparently perceived the terminal and the relay racks behind it. In the case of targets which were Hoover Tower and White Plaza, the subjects (S1 and S6, respectively) seemed to identify the locations through analysis of their initial images of the elements of the target.

There were also occasional incorrect identifications. Gestalts were incorrectly named; for example, swimming pools in a park were identified as water storage tanks at a water filtration plant (S1).

The most common perceptual level was thus an intermediate one—the individual elements and items that make up the target. This is suggestive of a scanning process that takes sample perceptions from within the overall environment.

When the subjects tried to make sense out of these fragmentary impressions, they often resorted to metaphors or constructed an image with a kind of perceptual inference. From a feeling of the target as an "august" and "solemn" building, a subject (S4) said it might be a library; it was a church. A pedestrian overpass above a freeway was described as a conduit (S4). A rapid transit station, elevated above the countryside, was associated with an observatory (S2). These responses seem to be the result of attempts to process partial informa-

tion: similarly, this occurs in other parapsychological experiments. These observations are compatible with the hypotheses that information received in a putative remote-viewing mode is processed piecemeal in pattern form (consistent with a low bit rate process, but not necessarily requiring it); and the errors arise in the processes of attempted integration of the data into larger patterns directed toward verbal labeling.

When the subjects augmented the verbal transcripts with drawings or sketches, these often expressed the target elements more accurately than the verbal descriptions. Thus the drawings tended to correspond to the targets more clearly and precisely than the words of the transcript.

The descriptions given by the subjects sometimes went beyond what the remote experimenter experienced, at least consciously. For example, one subject (S4) described and drew a belt drive at the top of a drill press that was invisible even to the remote experimenter who was operating the machine; another subject (S1) described a number of items behind shrubbery and thus not visible to members of the demarcation team at the site.

Curiously, objects in motion at the remote site were rarely mentioned in the transcript. For example, trains crossing the railroad trestle target were not described, though the remote experimenter stood very close to them.

Also in a few cases, the subject descriptions were inaccurate regarding size of structures. A 20-ft courtyard separating two buildings was described as 200 ft wide, and a small shed was expanded to a barn-like structure.

c) *Blind judging of transcripts:* The judging procedure entailed examining the transcripts for a given experimental series and attempting to match the transcripts with the correct targets on the basis of their correspondences. The transcripts varied from coherent and accurate descriptions to mixtures of correspondences and noncorrespondences. Since the judge did not know *a priori* which elements of the descriptions were correct or incorrect, the task was complicated, and transcripts often seemed plausibly to match more than one target. A confounding factor in these studies is that some target locations have similarities that seem alike at some level of perception. For example, a radio telescope at the top of a hill, the observation deck of a tower, and a jetty on the edge of a bay all match a transcript description of "looking out over a long distance." A lake, a fountain, and a creek may all result in an image of water for the subject. Therefore, in several cases, even correct images may not help in the conservative differential matching procedure used.

According to the judge, the most successful procedure was a careful element-by-element comparison that tested each transcript against every target and used the transcript descriptions and drawings as arguments for or against assigning the transcript to a particular target. In most cases, this resulted in either a clear conclusion or at least a ranking of probable matches; these matches were subjected to the statistical analyses presented in this paper.

2) *Summary:* In summary, we do not yet have an understanding of the nature of the information-bearing signal that a subject perceives during remote viewing. The subjects commonly report that they perceive the signal visually as though they were looking at the object or place from a position in its immediate neighborhood. Furthermore, the subjects' perceptual viewpoint has mobility in that they can shift their point of view so as to describe elements of a scene that would

not be visible to an observer merely standing at ground level and describing what he sees. (In particular, a subject often correctly describes elements not visible to the target demarcation team.) Finally, motion is seldom reported; in fact, moving objects often are unseen even when nearby static objects are correctly identified.

A comparison of the results of remote viewing (a so-called free-response task) with results of forced-choice tasks, such as the selection of one of four choices generated by a random number generator [58], reveals the following findings. From a statistical viewpoint, a subject is more likely to describe, with sufficient accuracy to permit blind matching, a remote site chosen at random than he is to select correctly one of four random numbers. Our experience with these phenomena leads us to consider that this difference in task performance may stem from fundamental signal-to-noise considerations. Two principal sources of noise in the system apparently are memory and imagination, both of which can give rise to mental pictures of greater clarity than the target to be perceived. In the random number task, a subject can create a perfect mental picture of each of the four possible outputs in his own imagination and then attempt to obtain the correct answer by a mental matching operation. The same is true for card guessing experiments. On the other hand, the subject in remote viewing is apparently more likely to approach the task with a blank mind as he attempts to perceive pictorial information from remote locations about which he may have no stored mental data.

Finally, we observe that most of the correct information that subjects relate to us is of a nonanalytic nature pertaining to shape, form, color, and material rather than to function or name. In consultation with Dr. Robert Ornstein of the Langley-Porter Neuropsychiatric Institute, San Francisco, CA, and with Dr. Ralph Kierman of the Department of Neurology, Stanford University Medical Center, Stanford, CA, we have formed the tentative hypothesis that paranormal functioning may involve specialization characteristic of the brain's right hemisphere. This possibility is derived from a variety of evidence from clinical and neurosurgical sources which indicate that the two hemispheres of the human brain are specialized for different cognitive functions. The left hemisphere is predominantly active in verbal and other analytical functioning and the right hemisphere predominates in spatial and other holistic processing [59], [60]. Further research is necessary to elucidate the relationship between right hemisphere function and paranormal abilities. Nonetheless, we can say at this point that the remote-viewing results of the group of subjects at SRI have characteristics in common with more familiar performances that require right hemispheric function. The similarities include the highly schematicized drawings of objects in a room or of remote scenes. Verbal identification of these drawings is often highly inaccurate and the drawings themselves are frequently left-right reversed relative to the target configuration. Further, written material generally is not cognized. These characteristics have been seen in left brain-injured patients and in callosal-sectioned patients.

As a result of the above considerations, we have learned to urge our subjects simply to describe what they see as opposed to what they think they are looking at. We have learned that their unanalyzed perceptions are almost always a better guide to the true target than their interpretations of the perceived data.

IV. CONSIDERATIONS CONCERNING TIME

If the authors may be forgiven a personal note, we wish to express that this section deals with observations that we have been reluctant to publish because of their striking apparent incompatibility with existing concepts. The motivating factor for presenting the data at this time is the ethical consideration that theorists endeavoring to develop models for paranormal functioning should be apprised of all the observable data if their efforts to arrive at a comprehensive and correct description are to be successful.

During the course of the experimentation in remote viewing (Section III), subjects occasionally volunteered the information that they had been thinking about their forthcoming participation in a remote-viewing experiment and had an image come to them as to what the target location was to be. On these occasions, the information was given only to the experimenter remaining at SRI with the subject and was unknown to the outbound experimenter until completion of the experiment. Two of these contributions were among the most accurate descriptions turned in during those experiments. Since the target location had not yet been selected when the subject communicated his perceptions about the target, we found the data difficult to contend with.

We offer these spontaneous occurrences not as proof of precognitive perception, but rather as the motivation that led us to do further work in this field. On the basis of this firsthand evidence, together with the copious literature describing years of precognition experiments carried out in various other laboratories, we decided to determine whether a subject could perform a perceptual task that required both spatial and temporal remote viewing.

It is well known and recently has been widely discussed that nothing in the fundamental laws of physics forbids the apparent transmission of information from the future to the present (discussed further in Section V). Furthermore, there is a general dictum that "in physical law, everything that is not forbidden, is required" [61]. With this in mind, we set out to conduct very well-controlled experiments to determine whether we could deliberately design and execute experiments for the sole purpose of observing precognition under laboratory conditions.

The experimental protocol was identical to that followed in previous remote-viewing experiments with but one exception. The exception was that the subject was required to describe the remote location during a 15-min period beginning 20 min before the target was selected and 35 min before the outbound experimenter was to arrive at the target location.

In detail, as shown in Table IX, each day at ten o'clock one of the experimenters would leave SRI with a stack of ten sealed envelopes from a larger pool and randomized daily, containing traveling instructions that had been prepared, but that were unknown to the two experimenters remaining with the subject. The subject for this experiment was Hella Hammid (S4) who participated in the nine-experiment series replicating the original Price work described earlier. The traveling experimenter was to drive continuously from 10:00 until 10:30 before selecting his destination with a random number generator. (The motivation for continuous motion was our observation that objects and persons in rapid motion are not generally seen in the remote-viewing mode of perception, and we wished the traveler to be a poor target until he reached his target site.) At the end of 30 min of driving, the traveling experimenter gener-

TABLE IX
EXPERIMENTAL PROTOCOL: PRECOGNITIVE REMOTE VIEWING

Time Schedule	Experimenter/Subject Activity
10:00	Outbound experimenter leaves with 10 envelopes (containing target locations) and random number generator; begins half-hour drive
10:10	Experimenters remaining with subject in the laboratory elicit from subject a description of where outbound experimenter will be from 10:45-11:00
10:25	Subject response completed, at which time laboratory part of experiment is over
10:30	Outbound experimenter obtains random number from a random number generator, counts down to associated envelope, and proceeds to target location indicated
10:45	Outbound experimenter remains at target location for 15 minutes (10:45-11:00)




Fig. 14. Subject Hammid (S4) described "some kind of congealing tar, or maybe an area of condensed lava . . . that has oozed out to fill up some kind of boundaries."

ated a random digit from 0 to 9 with a Texas Instruments SR-51 random number generator; while still in motion, he counted down that number of envelopes and proceeded directly to the target location so as to arrive there by 10:45. He remained at the target site until 11:00, at which time he returned to the laboratory, showed his chosen target name to a security guard, and entered the experimental room.

During the same period, the protocol in the laboratory was as follows. At 10:10, the subject was asked to begin a description of the place to which the experimenter would go 35 min hence. The subject then generated a tape-recorded description and associated drawings from 10:10 to 10:25, at which time her part in the experiment was ended. Her description was thus entirely concluded 5 min before the beginning of the target selection procedure.

Four such experiments were carried out. Each of them appeared to be successful, an evaluation later verified in blind judging without error by three judges. We will briefly summarize the four experiments below.

The first target, the Palo Alto Yacht Harbor, consisted entirely of mud flats because of an extremely low tide (see Fig. 14). Appropriately, the entire transcript of the subject pertained to "some kind of congealing tar, or maybe an area of condensed lava. It looks like the whole area is covered with some kind of wrinkled elephant skin that has oozed out to fill up some kind of boundaries where (the outbound experimenter) is standing." Because of the lack of water, the dock where the remote experimenter was standing was in fact resting directly on the mud.





Fig. 15. Subject (S4) described a formal garden "very well manicured" behind a double colonnade.

Note that the subject has learned not to rush into interpretation as to the nature or purpose of the place. This is a result of our cautioning based on the observation that such efforts tend to be purely analytical and in our experience are almost invariably incorrect. If a subject can limit himself to what he sees, he is often then able to describe a scene with sufficient accuracy that an observer can perform the analysis for him and identify the place.

The second target visited was the fountain at one end of a large formal garden at Stanford University Hospital (Fig. 15). The subject gave a lengthy description of a formal garden behind a wall with a "double colonnade" and "very well manicured." When we later took the subject to the location, she was herself taken aback to find the double colonnaded wall leading into the garden just as described.

The third target was a children's swing at a small park 4.6 km from the laboratory (Fig. 16). The subject repeated again and again that the main focus of attention at the site was a "black iron triangle that the outbound experimenter had somehow walked into or was standing on." The triangle was "bigger than a man," and she heard a "squeak, squeak, about once a second," which we observe is a match to the black metal swing that did squeak.



Fig. 16. Subject (S4) saw a "black iron triangle that Hal had somehow walked into" and heard a "squeak, squeak, about once a second."




Fig. 17. Subject (S4) described a very tall structure located among city streets and covered with "Tiffany-like glass."

The final target was the Palo Alto City Hall (Fig. 17). The subject described a very, very tall structure covered with "Tiffany-like glass." She had it located among city streets and with little cubes at the base. The building is glass-covered, and the little cubes are a good match to the small elevator exit buildings located in the plaza in front of the building.

To obtain a numerical evaluation of the accuracy of the precognitive viewing, the experimental results were subjected to independent judging on a blind basis by three SRI scientists who were not otherwise associated with the experiment. The judges were asked to match the four locations, which they visited, against the unedited typed manuscripts of the tape-recorded narratives, along with the drawings generated by the remote viewer. The transcripts were presented unlabeled and in random order and were to be used without replacement. A correct match required that the transcript of a given experiment be matched with the target of that experiment. All three judges independently matched the target data to the response data without error. Under the null hypothesis (no information channel and a random selection of descriptions without replacement), each judge independently obtained a result significant at $p = (4!)^{-1} = 0.042$.

For reasons we do not as yet understand, the four transcripts generated in the precognition experiment show exceptional coherence and accuracy as evidenced by the fact that all of the judges were able to match successfully all of the transcripts to

the corresponding target locations. A long-range experimental program devoted to the clarification of these issues and involving a number of subjects is under way. The above four experiments are the first four carried out under this program.

Currently, we have no precise model of this spatial and temporal remote-viewing phenomenon. However, models of the universe involving higher order synchronicity or correlation have been proposed by the physicist Pauli and the psychologist Carl Jung [62].

ACAUSALITY. If natural law⁵ were an absolute truth, then of course there could not possibly be any processes that deviate from it. But since causality⁵ is a *statistical* truth, it holds good only on average and thus leaves room for *exceptions* which must somehow be experienceable, that is to say, *real*. I try to regard synchronistic events as acausal exceptions of this kind. They prove to be relatively independent of space and time; they relativize space and time insofar as space presents in principle no obstacle to their passage and the sequence of events in time is inverted so that it looks as if an event which has not yet occurred were causing a perception in the present.

We shall see in the next section that such a description, though poetic, has some basis in modern physical theory.

V. DISCUSSION

It is important to note at the outset that many contemporary physicists are of the view that the phenomena that we have been discussing are not at all inconsistent with the framework of physics as currently understood. In this emerging view, the often-held belief that observations of this type are incompatible with known laws *in principle* is erroneous, such a concept being based on the naive realism prevalent before the development of modern quantum theory and information theory.

One hypothesis, put forward by I. M. Kogan of the USSR, is that information transfer under conditions of sensory shielding is mediated by extremely low-frequency (ELF) electromagnetic waves in the 300-1000-km region [37]-[40]. Experimental support for the hypothesis is claimed on the basis of slower than inverse square attenuation, compatible with source-percipient distances lying in the induction field range as opposed to the radiation field range; observed low bit rates (0.005-0.1 bit/s) compatible with the information carrying capacity of ELF waves; apparent ineffectiveness of ordinary electromagnetic shielding as an attenuator; and standard antenna calculations entailing biologically generated currents yielding results compatible with observed signal-to-noise ratios.

M. Persinger, Psychophysiology Laboratory, Laurentian University, Toronto, Canada, has narrowed the ELF hypothesis to the suggestion that the 7.8-Hz "Schumann waves" and their harmonics propagating along the earth-ionosphere waveguide duct may be responsible. Such an hypothesis is compatible with driving by brain-wave currents and leads to certain other hypotheses such as asymmetry between east-west and west-east propagation, preferred experimental times (midnight-4 A.M.), and expected negative correlation between success and the *U* index (a measure of geomagnetic disturbance throughout the world). Persinger claims initial support for these factors on the basis of a literature search [63], [64].

On the negative side with regard to a straightforward ELF interpretation as a blanket hypothesis are the following: a) ap-

parent real-time descriptions of remote activities in sufficient detail to require a channel capacity in all probability greater than that allowed by a conventional modulation of an ELF signal; b) lack of a proposed mechanism for coding and decoding the information onto the proposed ELF carrier; and c) apparent precognition data. The hypothesis must nonetheless remain open at this stage of research, since it is conceivable that counterindication a) may eventually be circumvented on the basis that the apparent high bit rate results from a mixture of low bit rate input and high bit rate "filling in the blanks" from imagination; counterindication b) is common to a number of normal perceptual tasks and may therefore simply reflect a lack of sophistication on our part with regard to perceptual functioning [65]; and counterindication c) may be accommodated by an ELF hypothesis if advanced waves as well as retarded waves are admitted [66], [67]. Experimentation to determine whether the ELF hypothesis is viable can be carried out by the use of ELF sources as targets, by the study of parametric dependence on propagational directions and diurnal timing, and by the exploration of interference effects caused by creation of a high-intensity ELF environment during experimentation, all of which are under consideration in our laboratory and elsewhere.

Some physicists believe that the reconciliation of observed paranormal functioning with modern theory may take place at a more fundamental level—namely, at the level of the foundations of quantum theory. There is a continuing dialog, for example, on the proper interpretation of the effect of an observer (consciousness) on experimental measurement [68], and there is considerable current interest in the implications for our notions of ordering in time and space brought on by the observation [69], [70] of nonlocal correlation or "quantum interconnectedness" (to use Bohm's term [71]) of distant parts of quantum systems of macroscopic dimensions. The latter, Bell's theorem [72], emphasizes that "no theory of reality compatible with quantum theory can require spatially separated events to be independent" [73], but must permit interconnectedness of distant events in a manner that is contrary to ordinary experience [74]-[75]. This prediction has been experimentally tested and confirmed in the recent experiments of, for example, Freedman and Clauser [69], [70].

E. H. Walker and O. Costa de Beauregard, independently proposing theories of paranormal functioning based on quantum concepts, argue that observer effects open the door to the possibility of nontrivial coupling between consciousness and the environment and that the nonlocality principle permits such coupling to transcend spatial and temporal barriers [76], [77].

Apparent "time reversibility"—that is, effects (e.g., observations) apparently preceding causes (e.g., events)—though conceptually difficult at first glance, may be the easiest of apparent paranormal phenomena to assimilate within the current theoretical structure of our world view. In addition to the familiar retarded potential solutions $f(t - r/c)$, it is well known that the equations of, for example, the electromagnetic field admit of advanced potential solutions $f(t + r/c)$ —solutions that would appear to imply a reversal of cause and effect. Such solutions are conventionally discarded as not corresponding to any observable physical event. One is cautioned, however, by statements such as that of Stratton in his basic text on electromagnetic theory [78].

⁵ As usually understood.

The reader has doubtless noted that the choice of the function $f(t - r/c)$ is highly arbitrary, since the field equation admits also a solution $f(t + r/c)$. This function leads obviously to an advanced time, implying that the field can be observed before it has been generated by the source. The familiar chain of cause and effect is thus reversed and this alternative solution might be discarded as logically inconceivable. However, the application of "logical" causality principles offers very insecure footing in matters such as these and we shall do better to restrict the theory to retarded action solely on the grounds that this solution alone conforms to the present physical data.

Such caution is justified by the example in the early 1920's of Dirac's development of the mathematical description of the relativistic electron that also yielded a pair of solutions, one of which was discarded as inapplicable until the discovery of the positron in 1932.

In an analysis by O. Costa de Beauregard, an argument is put forward that advanced potentials constitute a convergence toward "finality" in a manner symmetrical to the divergence of retarded potentials as a result of causality [77]. Such phenomena are generally unobservable, however, on the gross macroscopic scale for statistical reasons. This is codified in the thermodynamic concept that for an isolated system entropy (disorder) on the average increases. It is just this requirement of isolation, however, that has been weakened by the observer problem in quantum theory, and O. Costa de Beauregard argues that the finality principle is maximally operative in just those situations where the intrusion of consciousness as an ordering phenomenon results in a significant local reversal of entropy increase. At this point, further discussion of the subtleties of such considerations, though apropos, would take us far afield, so we simply note that such advanced waves, if detected, could in certain cases constitute a carrier of information precognitive to the event.

The above arguments are not intended to indicate that the precise nature of the information channel coupling remote events and human perception is understood. Rather, we intend to show only that modern theory is not without resources that can be brought to bear on the problems at hand, and we expect that these problems will, with further work, continue to yield to analysis and specification.

Furthermore, independent of the mechanisms that may be involved in remote sensing, observation of the phenomenon implies the existence of an information channel in the information-theoretic sense. Since such channels are amenable to analysis on the basis of communication theory techniques, as indicated earlier, channel characteristics such as bit rate can be determined independent of a well-defined physical channel model in the sense that thermodynamic concepts can be applied to the analysis of systems independent of underlying mechanisms. Furthermore, as we have seen from the work of Ryzl discussed in Section II, it is possible to use such a channel for error-free transmission of information if redundancy coding is used. (See also Appendix A.) Therefore, experimentation involving the collection of data under specified conditions permits headway to be made despite the formidable work that needs to be done to clarify the underlying bases of the phenomena.

VI. CONCLUSION

For the past three years we have had a program in the Electronics and Bioengineering Laboratory of SRI to investigate those facets of human perception that appear to fall outside the range of well-understood perceptual or processing capa-

bilities. The primary achievement of this program has been the elicitation of high-quality "remote viewing"—the ability of both experienced subjects and inexperienced volunteers to view, by means of innate mental processes, remote geographical or technical targets such as roads, buildings, and laboratory apparatus. Our accumulated data from over fifty experiments with more than a half-dozen subjects indicate the following. a) The phenomenon is not a sensitive function of distance over a range of several kilometers. b) Faraday cage shielding does not appear to degrade the quality or accuracy of perception. c) Most of the correct information that subjects relate is of a nonanalytic nature pertaining to shape, form, color, and material rather than to function or name. (This aspect suggests a hypothesis that information transmission under conditions of sensory shielding may be mediated primarily by the brain's right hemisphere.) d) The principal difference between experienced subjects and inexperienced volunteers is *not* that the latter never exhibit the faculty, but rather that their results are simply less reliable. (This observation suggests the hypothesis that remote viewing may be a latent and widely distributed, though repressed, perceptual ability.)

Although the precise nature of the information channel coupling remote events and human perception is not yet understood, certain concepts in information theory, quantum theory, and neurophysiological research appear to bear directly on the issue. As a result, the working assumption among researchers in the field is that the phenomenon of interest is consistent with modern scientific thought, and can therefore be expected to yield to the scientific method. Further, it is recognized that communication theory provides powerful techniques, such as the use of redundancy coding to improve signal-to-noise ratio, which can be employed to pursue special-purpose application of the remote-sensing channel independent of an understanding of the underlying mechanisms. We therefore consider it important to continue data collection and to encourage others to do likewise; investigations such as those reported here need replication and extension under as wide a variety of rigorously controlled conditions as possible.

APPENDIX A

SIGNAL ENHANCEMENT IN A PARANORMAL COMMUNICATION CHANNEL BY APPLICATION OF REDUNDANCY CODING

Independent of the mechanisms that may be involved in remote sensing, observation of the phenomenon implies the existence of an information channel in the information-theoretic sense. As we have seen from the work of Ryzl discussed in Section II,⁶ it is even possible to use such a (noisy) channel for error-free transmission of information if sufficient redundancy coding is used [30], [31]. Following is a general procedure that we have used successfully for signal enhancement.

We shall assume that the "message" consists of a stream of binary digits (0,1) of equal probability (e.g., binary sort of green/white cards as in Ryzl's case, English text encoded as in Table X and sent long distance by strobe light on/off, and so on). To combat channel noise, each binary digit to be sent through the channel requires the addition of redundancy bits (coding). Efficient coding requires a compromise between the desire to maximize reliability and the desire to minimize re-

⁶See also the note added in proof on the successful work done by Carpenter.

TABLE X
 5-BIT CODE FOR ALPHANUMERIC
 CHARACTERS

E	00000	Y	01000
T	11111	G, J	10111
N	00001	W	01001
R	11110	V	10110
I	00010	B	01010
O	11101	φ	10101
A	00011	1	01011
S, X, Z	11100	2	10100
D	00100	3	01100
H	11011	4	10011
L	00101	5	01101
C, K, Q	11010	6	10010
F	00110	7	01110
P	11001	8	10001
U	00111	9	01111
M	11000	.	10000

Note: Alphabet characters listed in order of decreasing frequency in English text. See, for example, A. Sinkov [79]. (The low-frequency letters, X, Z, K, Q, and J, have been grouped with similar characters to provide space for numerics in a 5-bit code.) In consideration of the uneven distribution of letter frequencies in English text, this code is chosen such that 0 and 1 have equal probability.

dundancy. One efficient coding scheme for such a channel is obtained by application of a sequential sampling procedure of the type used in production-line quality control [80]. The adaptation of such a procedure to paranormal communication channels, which we now discuss, was considered first by Taetzsch [81]. The sequential method gives a rule of procedure for making one of three possible decisions following the receipt of each bit: accept 1 as the bit being transmitted; reject 1 as the bit being transmitted (i.e., accept 0); or continue transmission of the bit under consideration. The sequential sampling procedure differs from fixed-length coding in that the number of bits required to reach a final decision on a message bit is not fixed before transmission, but depends on the results accumulated with each transmission. The principal advantage of the sequential sampling procedure as compared with the other methods is that, on the average, fewer bits per final decision are required for an equivalent degree of reliability.

Use of the sequential sampling procedure requires the specification of parameters that are determined on the basis of the following considerations. Assume that a message bit (0 or 1) is being transmitted. In the absence of *a priori* knowledge, we may assume equal probability ($p = 0.5$) for the two possibilities (0,1). Therefore, from the standpoint of the receiver, the probability of correctly identifying the bit being transmitted is $p = 0.5$ because of chance alone. An operative remote-sensing channel could then be expected to alter the probability of correct identification to a value $p = 0.5 + \psi$, where the parameter ψ satisfies $0 < |\psi| < 0.5$. (The quantity may be positive or negative depending on whether the paranormal channel results in so-called psi-hitting or psi-missing.) Good psi functioning on a repetitive task has been observed to result in $\psi = 0.12$, as reported by Ryzl [31]. Therefore, to indicate the design procedure, let us assume a baseline psi parameter $\psi_b = 0.1$ and design a procedure to be used in a channel in which the probability of correct identification is $p = 0.5 + \psi_b = 0.6$. The probability of labeling incorrectly a "0" message bit as a "1" is $p_0 = 0.5 - \psi_b = 0.4$. The probability of labeling correctly a "0" as a "0" is $p = 0.5 + \psi_b = 0.6$. Therefore, the probability of labeling incorrectly a "0" as a "1" is $1 - p = 0.4 = p_0$. The probability of labeling correctly a "1" message bit as a "1," is given by $p_1 = 0.5 + \psi_b = 0.6$. The probability of rejecting a correct identification for a "0" (Type I error). We shall take $\alpha = 0.01$. The probability of accepting an incorrect identification for a "1" (Type II error). We shall take $\beta = 0.01$.

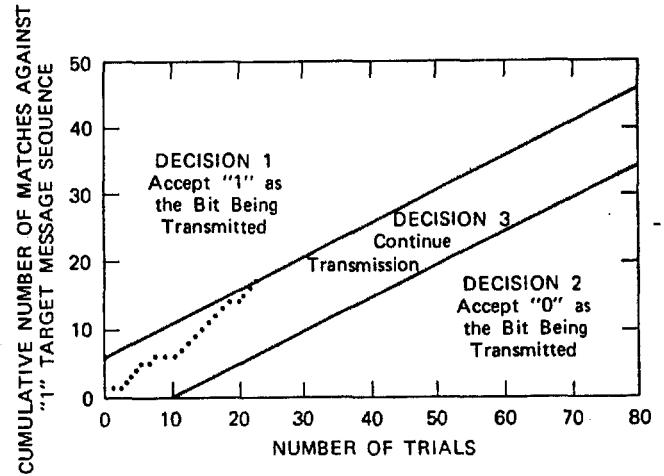


Fig. 18. Enhancement of signal-to-noise ratio by sequential sampling procedure ($p_0 = 0.4, p_1 = 0.6, \alpha = 0.01, \beta = 0.01$).

The question to be addressed is whether, after repeated transmission, a given message bit is labeled a "1" at a low rate p_0 commensurate with the hypothesis H_0 that the bit in question is a "0," or at a higher rate p_1 commensurate with the hypothesis H_1 that the bit in question is indeed a "1." The decision-making process requires the specification of four parameters.

- p_0 The probability of labeling incorrectly a "0" message bit as a "1." The probability of labeling correctly a "0" as a "0" is $p = 0.5 + \psi_b = 0.6$. Therefore, the probability of labeling incorrectly a "0" as a "1" is $1 - p = 0.4 = p_0$.
- p_1 The probability of labeling correctly a "1" message bit as a "1," is given by $p_1 = 0.5 + \psi_b = 0.6$.
- α The probability of rejecting a correct identification for a "0" (Type I error). We shall take $\alpha = 0.01$.
- β The probability of accepting an incorrect identification for a "1" (Type II error). We shall take $\beta = 0.01$.

With the parameters thus specified, the sequential sampling procedure provides for construction of a decision graph as shown in Fig. 18. The equations for the upper and lower limit lines are

$$\sum_1 = d_1 + SN$$

$$\sum_0 = -d_0 + SN$$

where

$$d_1 = \frac{\log \frac{1 - \beta}{\alpha}}{\log \frac{p_1 (1 - p_0)}{p_0 (1 - p_1)}} \quad d_0 = \frac{\log \frac{1 - \alpha}{\beta}}{\log \frac{p_1 (1 - p_0)}{p_0 (1 - p_1)}}$$

$$S = \frac{\log \frac{1 - p_0}{1 - p_1}}{\log \frac{p_1 (1 - p_0)}{p_0 (1 - p_1)}}$$

in which S is the slope, N is the number of trials, and d_1 and d_0 are the y-axis intercepts. A cumulative record of receiver-compiled until either

Approved For Release 2003/09/10 : CIA-RDP96-00787R000700070001-9

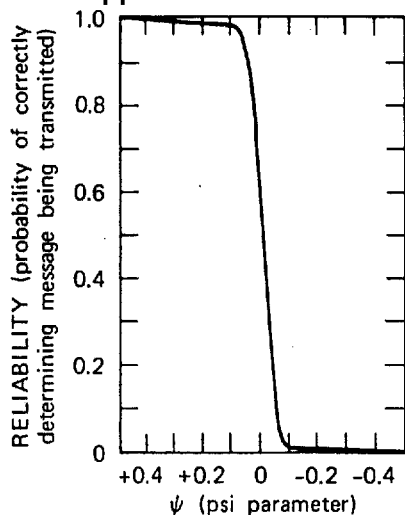


Fig. 19. Reliability curve for sequential sampling procedure ($p_0 = 0.4$, $p_1 = 0.6$, $\alpha = 0.01$, $\beta = 0.01$).

the upper or the lower limit line is reached, at which point a decision is made to accept 0 or 1 as the bit being transmitted.

Channel reliability (probability of correctly determining message being transmitted) as a function of operative psi parameter ψ is plotted in Fig. 19. As observed, the sequential sampling procedure can result in 90 percent or greater reliability with psi parameters on the order of a few percent.

Implementation of the sequential sampling procedure requires the transmission of a message coded in binary digits. Therefore, the target space must consist of dichotomous elements such as the white and green cards used in the experiments by Ryzl.

In operation, a sequence corresponding to the target bit (0 or 1) is sent and the cumulative entries are made (Fig. 18) until a decision is reached to accept either a 1 or a 0 as the bit being transmitted. At a prearranged time, the next sequence is begun and continues as above until the entire message has been received. A useful alternative, which relieves the percipient of the burden of being aware of his self-contradiction from trial to trial, consists of cycling through the entire message repetitively and entering each response on its associated graph until a decision has been reached on all message bits. The authors have used this technique successfully in a pilot study, but a discussion of this would take us beyond the intended scope of this paper.

From the results obtained in such experiments, the channel bit rate can be ascertained for the system configuration under consideration. Furthermore, bit rates for other degrees of reliability (i.e., for other p_0 , p_1 , α , and β) can be estimated by construction of other decision curves over the same data base and thus provide a measure of the bit rate per degree of reliability.

In summary, the procedures described here can provide for a specification of the characteristics of a remote-sensing channel under well-defined conditions. These procedures also provide for a determination of the feasibility of such a channel for particular applications.

APPENDIX B

REMOTE-VIEWING TRANSCRIPT

Following is the unedited transcript of the first experiment with an SRI volunteer (S6), a mathematician in the computer science laboratory, with no previous experience in remote

viewing. The target, determined by random procedure, was White's Plaza, a plaza with fountain at Stanford University (shown in Fig. 8). As is our standard protocol, the experimenter with the subject is kept ignorant of the specific target visited as well as the contents of the target pool. The experimenter's statements and questions are italics.

Today is Monday, October 7th. It is 11:00 and this is a remote viewing experiment with Russ Targ, Phyllis Cole, and Hal Puthoff. In this experiment Hal will drive to a remote site chosen by a random process. Phyllis Cole will be the remote viewer, and Russ Targ is the monitor. We expect this experiment to start at twenty minutes after eleven and run for fifteen minutes.

It is just about twenty minutes after eleven and Hal should be at his target location by now.

Why don't you tell me what kind of pictures you see and what you think he might be doing or experiencing.

The first thing that came to mind was some sort of a large, square kind of a shape. Like Hal was in front of it. It was a . . . not a building or something, it was a square. I don't know if it was a window, but something like that so that the bottom line of it was not at the ground. About where his waist was, at least. That's what it seemed to me. It seems outdoors somehow. Tree.

Does Hal seem to be looking at that square?

I don't know. The first impression was that he wasn't, but I have a sense that whatever it was was something one might look at. I don't know if it would be a sign, but something that one might look at.

Can you tell if it is on the ground or vertical?

It seemed vertical.

I don't have a sense that it was part of anything particular. It might be on a building or part of a building, but I don't know. There was a tree outside, but I also got the impression of cement. I don't have the impression of very many people or traffic either. I have the sense that he is sort of walking back and forth. I don't have any more explicit picture than that.

Can you move into where he is standing and try to see what he is looking at?

I picked up he was touching something—something rough. Maybe warm and rough. Something possibly like cement.

It is twenty-four minutes after eleven.

Can you change your point of view and move above the scene so you can get a bigger picture of what's there?

I still see some trees and some sort of pavement or something like that. Might be a courtyard. The thing that came to mind was it might be one of the plazas at Stanford campus or something like that, cement.

Some kinds of landscaping.

I said Stanford campus when I started to see some things in White Plaza, but I think that is misleading.

I have the sense that he's not moving around too much. That it's in a small area.

I guess I'll go ahead and say it, but I'm afraid I'm just putting on my impressions from Stanford campus. I had the impression of a fountain. There are two in the plaza, and it seemed that Hal was possibly near the, what they call Mem Claw.

What is that?

It's a fountain that looks rather like a claw. It's a black sculpture. And it has benches around it made of cement.

Are there any buildings at the place you are looking at? Are there any buildings? You described a kind of a courtyard.

Approved For Release 2003/09/10 : CIA-RDP96-00787R000700070001-9

Usually at some places there should be a building, large or small that the courtyard is about. Look at the end or the sides of the courtyard. Is there anything to be seen?

I have a sense that there are buildings. It's not solid buildings. I mean there are some around the periphery and I have a sense that none of them are very tall. Maybe mostly one story, maybe an occasional two story one.

Do you have any better idea of what your square was that you saw at the outset?

No. I could hazard different kinds of guesses.

Does it seem part of this scene?

It . . . I think it could be. It could almost be a bulletin board or something with notices on it maybe.

Or something that people are expected to look at. Maybe a window with things in it that people were expected to look at.

What kind of trees do you see in this place?

I don't know what kind they are. The impression was that they were shade trees and not terribly big. Maybe 12 feet of trunk and then a certain amount of branches above that. So that the branches have maybe a 12 foot diameter, or something. Not real big trees.

New trees rather than old trees?

Yeah, maybe 5 or 10 years old, but not real old ones.

Is there anything interesting about the pavement?

No. It seems to be not terribly new or terribly old. Not very interesting. There seems to be some bits of landscaping around. Little patches of grass around the edges and peripheries. Maybe some flowers. But, not lush.

You saw some benches. Do you want to tell me about them?

Well, that's my unsure feeling about this fountain. There was some kind of benches of cement. Curved benches, it felt like.

They were of rough cement.

What do you think Hal is doing while he is there?

I have a sense that he is looking at things trying to project them. Looking at different things and sort of walking back and forth not covering a whole lot of territory.

Sometimes standing still while he looks around.

I just had the impression of him talking, and I almost sense that it was being recorded or something. I don't know if he has a tape recorder, but if it's not that, then he is saying something because it needed to be remembered. It's 11:33. He's just probably getting ready to come back.

ACKNOWLEDGMENT

The authors wish to thank the principal subjects, Mrs. Hella Hammid, Pat Price, and Ingo Swann, who showed patience and forbearance in addition to their enthusiasm and outstanding perceptual abilities. We note with sadness the death of one of our subjects, Mr. Price. We express our sincere thanks also to Earle Jones, Bonnar Cox, and Dr. Arthur Hastings, of SRI, and Mrs. Judith Skutch and Richard Bach, without whose encouragement and support this work could not have taken place.

REFERENCES

- [1] J. R. Smythies, Ed., *Science and ESP*. London, England: Routledge, 1967.
- [2] C. Evans, "Parapsychology—What the questionnaire revealed," *New Scientist*, Jan. 25, 1973, p. 209.
- [3] A. Gauld, *The Founders of Psychical Research*. New York: Schocken Books, 1968. See also W. Crookes, *Researches in the Phenomena of Spiritualism*. London, England: J. Burns, 1874.
- [4] R. Targ and H. Puthoff, "Information transmission under conditions of sensory shielding," *Nature*, vol. 252, pp. 602-607, Oct.

- 18, 1974.
- [5] D. D. Home, *Lights and Shadows of Spiritualism*. New York: G. W. Carleton, 1877.
- [6] J. Coover, *Experiments in Psychical Research*. Palo Alto, CA: Stanford Univ. Press, 1917.
- [7] G. Estabrooks, *Bull. Boston Society for Psychical Research*, 1927. See also [12, pp. 18-19].
- [8] L. T. Troland, *Techniques for the Experimental Study of Telepathy and Other Alleged Clairvoyant Processes*. Albany, NY, 1928.
- [9] J. B. Rhine, *New Frontiers of the Mind*. New York: Farrar and Rinehart, 1937.
- [10] J. Pratt and J. B. Rhine et al., *Extra-Sensory Perception after Sixty Years*. New York: Henry Holt, 1940.
- [11] C. Scott, "G. Spencer Brown and probability: A critique," *J. Soc. Psychical Res.*, vol. 39, pp. 217-234, 1958.
- [12] G. R. Price, "Science and the supernatural," *Science*, vol. 122, pp. 359-367, 1955.
- [13] —, "Apology to Rhine and Soal," *Science*, vol. 175, p. 359, 1972.
- [14] J. B. Rhine, "A new case of experimenter unreliability," *J. Parapsychol.*, vol. 38, pp. 215-225, June 1974.
- [15] S. G. Soal and F. Bateman, *Modern Experiments in Telepathy*. London, England: Faber and Faber, 1953.
- [16] C. Scott and P. Haskell, "'Normal' explanation of the Soal-Goldney experiments in extra-sensory perception," *Nature*, vol. 245, pp. 52-54, Sept. 7, 1973.
- [17] C. E. M. Hansel, *ESP—A Scientific Evaluation*. New York: Scribner, 1966.
- [18] J. B. Rhine and J. G. Pratt, "A review of the Pearce-Pratt distance series of ESP tests," *J. Parapsychol.*, vol. 18, pp. 165-177, 1954.
- [19] J. G. Pratt and J. L. Woodruff, "Size of stimulus symbols in extra-sensory perception," *J. Parapsychol.*, vol. 3, pp. 121-158, 1939.
- [20] S. G. Soal and H. T. Bowden, *The Mind Readers: Recent Experiments in Telepathy*. New Haven, CT: Yale Univ. Press, 1954.
- [21] C. Honorton, "Error some place!" *J. Commun.*, vol. 25, no. 1 (Annenberg School of Commun.), Winter 1975.
- [22] M. Ryzl, "Training the psi faculty by hypnosis," *J. Amer. Soc. Psychical Res.*, vol. 41, pp. 234-251, 1962.
- [23] *CIBA Foundation Symposium on Extra Sensory Perception*. Boston, MA: Little, Brown, 1956.
- [24] M. Ryzl and J. Pratt, "A repeated-calling ESP test with sealed cards," *J. Parapsychol.*, vol. 27, pp. 161-174, 1963.
- [25] —, "A further confirmation of stabilized ESP performance in a selected subject," *J. Parapsychol.*, vol. 27, pp. 73-83, 1963.
- [26] J. Pratt, "Preliminary experiments with a 'borrowed' ESP subject," *J. Amer. Soc. Psychical Res.*, vol. 42, pp. 333-345, 1964.
- [27] J. Pratt and J. Blom, "A confirmatory experiment with 'borrowed' outstanding ESP subject," *J. Amer. Soc. Psychical Res.*, vol. 42, pp. 381-388, 1964.
- [28] W. G. Roll and J. G. Pratt, "An ESP test with aluminum targets," *J. Amer. Soc. Psychical Res.*, vol. 62, pp. 381-387, 1968.
- [29] J. Pratt, "A decade of research with a selected ESP subject: An overview and reappraisal of the work with Pavel Stepanek," *Proc. Amer. Soc. Psychical Res.*, vol. 30, 1973.
- [30] C. Shannon and W. Weaver, *The Mathematical Theory of Communication*. Urbana, IL: Univ. Illinois Press, 1949.
- [31] M. Ryzl, "A model for parapsychological communication," *J. Parapsychol.*, vol. 30, pp. 18-31, Mar. 1966.
- [32] C. Tart, "Card guessing tests: Learning paradigm or extinction paradigm," *J. Amer. Soc. Psychical Res.*, vol. 60, p. 46, 1966.
- [33] M. Ullman and S. Krippner, with A. Vaughan, *Dream Telepathy*. New York: Macmillan, 1973.
- [34] C. Honorton, "State of awareness factors in psi activation," *J. Amer. Soc. Psychical Res.*, vol. 68, pp. 246-257, 1974.
- [35] *Proc. 2nd Int. Congr. Psychotronic Research* (Monte Carlo). Cotati, CA: Int. Assoc. Psychotronic Res., 1975.
- [36] L. L. Vasiliev, *Experiments in Mental Suggestion*. Hampshire, England: ISMI Publ., 1963.
- [37] I. M. Kogan, "Is telepathy possible?" *Radio Eng.*, vol. 21, p. 75, Jan. 1966.
- [38] —, "Telepathy, hypotheses and observations," *Radio Eng.*, vol. 22, p. 141, Jan. 1967.
- [39] —, "Information theory analysis of telepathic communication experiments," *Radio Eng.*, vol. 23, p. 122, Mar. 1968.
- [40] —, "The information theory aspect of telepathy," RAND Publ., Santa Monica, CA, p. 4145, July 1969.
- [41] A. S. Presman, *Electromagnetic Fields and Life*. New York: Plenum, 1970.
- [42] Y. A. Kholodov, Ed., *Influence of Magnetic Fields on Biological Objects*, JPRS 63038, NTIS, Springfield, VA, Sept. 24, 1974.
- [43] Y. A. Kholodov, "Investigation of the direct effect of magnetic fields on the central nervous system," in *Proc. 1st Conf. Psychotronic Res.*, JPRS L/5022-1 and 2, Sept. 6, 1974.
- [44] D. Mennie, "Consumer electronics," *IEEE Spectrum*, vol. 12, pp. 34-35, Mar. 1975.
- [45] W. P. Zinchenko, A. N. Leontiev, B. M. Lomov, and A. R. Luria,

- "Parapsychology: Fiction or reality?" *Questions of Philosophy*, vol. 9, pp. 128-136, 1973.
- [46] R. Cavanna, Ed., *Proc. Int. Conf. Methodology in PSI Research*. New York: Parapsychology Foundation, 1970.
- [47] E. D. Dean, "Plethysmograph recordings as ESP responses," *Int. J. Neuropsychiatry*, vol. 2, Sept. 1966.
- [48] C. Tart, "Physiological correlates of psi cognition," *Int. J. Parapsychol.*, no. 4, 1963.
- [49] D. H. Lloyd, "Objective events in the brain correlating with psychic phenomena," *New Horizons*, vol. 1, no. 2, Summer 1973.
- [50] J. Silverman and M. S. Buchsbaum, "Perceptual correlates of consciousness; A conceptual model and its technical implications for psi research," in *Psi Favorable States of Consciousness*, R. Cavanna, Ed. New York: Parapsychology Foundation, pp. 143-169, 1970.
- [51] J. Kamiya, "Comment to Silverman and Buchsbaum," *ibid.*, pp. 158-159.
- [52] D. Hill and G. Parr, *Electroencephalography. A Symposium on Its Various Aspects*. New York: Macmillan, 1963.
- [53] T. D. Duane and T. Behrendt, "Extrasensory electroencephalographic induction between identical twins," *Science*, vol. 150, p. 367, 1965.
- [54] K. Osis, *ASPR Newsletter*, no. 14, 1972.
- [55] R. L. Morris, "An exact method for evaluating preferentially matched free-response material," *J. Amer. Soc. Psychological Res.*, vol. 66, p. 401, Oct. 1972.
- [56] G. R. Schmeidler, "PK effects upon continuously recorded temperatures," *J. Amer. Soc. Psychological Res.*, vol. 67, no. 4, Oct. 1973.
- [57] W. Scherer, "Spontaneity as a factor in ESP," *J. Amer. Soc. Psychological Res.*, vol. 12, pp. 126-147, 1948.
- [58] R. Targ, P. Cole, and H. Puthoff, "Techniques to enhance man/machine communication," SRI, Menlo Park, CA, Final Rep., NASA Contract NAS7-100, June 1974.
- [59] R. Ornstein, *The Nature of Human Consciousness*. San Francisco, CA: Freeman, 1973, ch. 7 and 8.
- [60] R. W. Sperry, "Cerebral organization and behavior," *Science*, vol. 133, pp. 1749-1757, 1961.
- [61] O. Bilaniuk and E. C. G. Sudarshan, "Particles beyond the light barrier," *Phys. Today*, vol. 22, May 5, 1969.
- [62] W. Pauli and C. G. Jung, Eds., *The Interpretation of Nature and the Psyche* (Bollingen Ser. LI). Princeton, NJ: Princeton Univ. Press, 1955.
- [63] M. A. Persinger, "ELF waves and ESP," *New Horizons Trans. Toronto Society for Psychological Research*, vol. 1, no. 5, Jan. 1975.
- [64] —, "The paranormal—P. II: Mechanisms and models," M.S.S. Information Corp., New York, 1974.
- [65] B. Julesz, *Foundations of Cyclopean Perception*. Chicago, IL: Univ. Chicago Press, 1971.
- [66] H. Puthoff and R. Targ, in *Psychic Exploration—A Challenge for Science*, J. White, Ed. New York: Putnam, 1974, pp. 522-542.
- [67] G. Feinberg, "Precognition—A memory of things future?" in *Proc. Conf. Quantum Physics and Parapsychology* (Geneva, Switzerland). New York: Parapsychology Foundation, 1975.
- [68] E. P. Wigner, "The problem of measurement," *Amer. J. Phys.*, vol. 31, no. 1, p. 6, 1963.
- [69] J. J. Freedman and J. F. Clauser, "Experimental test of local hidden variable theories," *Phys. Rev. Lett.*, vol. 28, no. 14, p. 938, Apr. 3, 1972.
- [70] J. F. Clauser and M. A. Horne, "Experimental consequences of objective local theories," *Phys. Rev. D*, vol. 10, no. 2, p. 526, July 15, 1974.
- [71] D. Bohm and B. Hiley, "On the intuitive understanding of non-locality as implied by quantum theory" (Birkbeck College, London, England), Feb. 1974, Preprint.
- [72] J. S. Bell, "On the problem of hidden variables in quantum theory," *Rev. Mod. Phys.*, vol. 38, no. 3, p. 447, July 1966.
- [73] H. Stapp, "Theory of reality," Lawrence-Berkeley Lab. Rep. LBL-3837, Univ. California, Berkeley, Apr. 1975.
- [74] A. Einstein, B. Podolsky, and N. Rosen, "Can quantum-mechanical description of physical reality be considered complete?" *Phys. Rev.*, vol. 47, p. 777, May 15, 1935.
- [75] R. H. Dicke and J. P. Wittke, *Introduction to Quantum Mechanics*. Reading, MA: Addison-Wesley, 1960, ch. 7.
- [76] E. H. Walker, "Foundations of parapsychological and parapsychological phenomena," in *Proc. Conf. Quantum Physics and Parapsychology* (Geneva, Switzerland). New York: Parapsychology Foundation, 1975.
- [77] O. Costa de Beauregard, "Time symmetry and interpretation of quantum mechanics," Lecture delivered at Boston Colloquium for Philosophy of Science (Feb. 1974), *Foundations of Physics* (in press).
- [78] J. A. Stratton, *Electromagnetic Theory*. New York: McGraw-Hill, 1941.
- [79] A. Sinkov, *Elementary Cryptanalysis—A Mathematical Approach*. New York: Random House, 1968.
- [80] P. Hoel, *Introduction to Mathematical Statistics*, 2nd ed. New York: Wiley, 1954, p. 27.
- [81] R. Taetsch, "Design of a psi communications system," *Int. J. Parapsychol.*, vol. 4, no. 1, p. 35, Winter 1962.