

~~SECRET~~

NOT RELEASABLE TO FOREIGN NATIONALS

ORCON

CC 57
11

INSCOM

GRILL FLAME

PROGRAM

SESSION REPORT

CLASSIFIED BY: MSG, DAMI-ISH
051630Z JUL 78

REVIEW ON: *April 2000*

~~SECRET~~

This document is made available through the declassification efforts
and research of John Greenewald, Jr., creator of:

The Black Vault



The Black Vault is the largest online Freedom of Information Act (FOIA) document clearinghouse in the world. The research efforts here are responsible for the declassification of hundreds of thousands of pages released by the U.S. Government & Military.

Discover the Truth at: <http://www.theblackvault.com>

~~SECRET~~

SUMMARY ANALYSIS

REMOTE VIEWING (RV) SESSION CCC-57

1. (S) This report documents a remote viewing session conducted in compliance with a request for information on a target area of interest
2. (S) The remote viewer had some difficulty in concentrating on the target due to ambient room noise. He did, however, experience some target interface. He was able to maintain his target focus only during periods of quiet.
3. (S) The protocol used for this session is detailed in the document, Grill Flame Protocol, AMSAA Applied Remote Viewing Protocol (S), undated.
4. Following is a transcript of the viewer's impressions during the remote viewing session. At TAB A are drawings made by the viewer reference his impressions of the target site. At TAB B is target cuing information.

~~SECRET~~

~~SECRET~~

TRANSCRIPT

REMOTE VIEWING (RV) SESSION CCC-57

TIME

#66: This will be a remote viewing session for 0900 hours,
15 April 1980.

PAUSE

Relax and concentrate now. Relax and concentrate. Focus
your attention on the area designated in the map sketches
I have shown you. Focus your attention on the area of:

SG1A



Relax. Relax and concentrate. Relax. Focus on the target
and describe what is contained in the target area.

PAUSE

#11: I get a picture of.....an earth covered bunker with blast
walls at either end.

#66: I'm sorry I didn't understand the walls you said.

#11: Blast walls.

#66: All right.

#11: I find myself inside, inside concrete, arched shape,
spacious. Not much in here.

#66: Tell me the raw impressions that tell you there's not much
in there. Give me the raw data.

#11: Empty. Looks like tomb. I have impression or feeling there
may be some long, round canisters to the left, but not many.
Three, four, five.

#66: Describe the size in terms of height, depth, width.

PAUSE

#66: The size of this area in which you find yourself.

PAUSE

~~SECRET~~

~~SECRET~~

#11: Most perhaps 20 to 30 feet to the ceiling.
Maybe 40, 50 feet wide.

PAUSE

#11: I see a long, round canister. Oh, maybe one foot and
one-half, two feet in diameter.

PAUSE

#11: I keep getting this analytical stuff that keeps tugging
on my shoulder. See a surface-to-air missile.

#66: Do you recognize this from your previous experience with
such equipment?

#11: No. Yes and no. You know. I think it's strictly analytical
because of associations. Bunker, long canister.....

#66: All right. Let's change your focus now...try to get away
from the analytical...change your focus and describe how
one enters this area. Proceed out that entrance and describe
this area from the outside.

Do this now.

PAUSE

#11: I stepped out of this bunker, and looked back at it, but couldn't
see anything else in the picture. I then turned to my left
and seemed to bump into the fins of a service-to-air missile.

I seem to be confined. Tried to go above and look down.
I'm not seeing anything yet.

PAUSE

#66: Describe your position of observation.

#11: I'm at a void right now, but I am getting intuitive feelings.
II...tell me that this is.....appears to be some sort of large
storage area, or a depot, and that there is a service-to-air
missile site nearby or is part of a complex.

#66: Tell me the raw data which gives you those statements.

#11: No data. Just an intuitive knowing.

#66: All right.

#11: There's no reason to call it that. I don't know.

PAUSE

~~SECRET~~

~~SECRET~~

- #11: I appear to be looking at a train, box cars. This complex may be served by rail.
- #66: Ok. I have no other questions about the target area at this time. If there's anything that you'd like to add please do so now.

PAUSE

- #11: I, I have nothing.
- #66: Ok. Prepare to draw your impressions at this target site.

PAUSE

- #11: Do you want me to start at the beginning?
- #19.5: Yeah. Just start at the beginning, and draw whatever you feel you have good imagery on.
- #11: Ok. Number 1 would be a drawing of this bunker type thing that I seemed to zero in on, for some reason. It's kind of like wings out here are the blast walls I was talking about, and they kind of angled out. I'll draw an overhead view, and give you a better idea. This...and it was a square entrance type thing...it was all dark in there until I got inside.
- #19.5: What is that you're drawing? Squiggly lines.
- #11: That's earth cover. It's mounted up with earth, and stuff. Grass growing on top. Above that, I will draw an overhead type situation, and it had.....that's it, that's direct overhead, and a little bit of an oblique. I'll do that real quick here. We'll mark that A, and at B is kind of a...try to make it an oblique type thing.... anything else from that that you need?
- #19.5: No. That's good.
- #11: Then, I automatically zipped, zipped inside.
- #19.5: Ok. Inside you described that it looked like a tomb, and you said something about ling, round canisters.
- #11: Yeah. And it was arched construction. It almost seemed like it had a divider down the middle. Like it was made of concrete half arches. They were laid together. This comes more up...like that. For some reason, that back wall looked blank. And, it was virtually empty. There was little items

³
~~SECRET~~

~~SECRET~~

here or there...whatever...but, over towards this wall almost seemed to be like a pallet or some type of thing to hold these, and...saw some long cylinders there. Now, these seemed to be more canisters than, than anything else. There was something in it. You know. Like a packing, you know, like it was a packing type thing. I had that feeling.

#19.5: How long would you say they were? It's all right if you don't know.

#11: I'm trying to...the reason I had problems with, with measurements and stuff is the only way I could measure was by putting myself, you know, a six-foot length and go...like that...from the perspective I was seeing. I would say you probably put 3, 6 foot things along here...uh...18, 20 foot long. And, I would say diameter, roughly, 2 foot diameter.

And, I think there were 3 of them. There seemed...or 4 of 'em. There seemed to be 2 there and there seemed to be 1 above over here. Lined.....stacked on top. Uh....other than that it was pretty much empty and barren in there. And, I had a feeling...to the ceiling it may have been equivalent to a two-story building. About 20-30 feet....something like that. And, about this wide, or a little bit more.....

#19.5: You said that you had intuitive images.

#11: Yeah. Well, intuitive ...knowing type thing...not images... because, when I got out, I stepped back out away from this bunker type thing and I saw it....and...at drawing 1 is what I saw. I saw it going in and I saw it when I came out. But, that's the only thing that I could see. I tried to look around and I couldn't see anything. Except, I kind of startled myself. I went like this.....I turned to my left, and here right smack in front of my face, in drawing 3,..... was...uh...a tube with a set of fins, and it was up..... the fins were right about eye level. It appeared to be..... it would be....if it was a missile or something it was on a launcher, or some type of carrier.

#19.5: Do you have a feel for the diameter of that?

#11: I would say if I went....what's that.....2 and $\frac{1}{2}$ foot..... and that was, you know, just like...turn around and bang... you walk right into head. Then I went overhead and that's where I was not getting any imagery, but that....I guessprobably just analytical...putting things together...if I walked....drawing 4.....there's the bunker.....I seemed to come out to about this point, and when I turned around is where I saw the thing with fins. But, I had a feeling that from there.....I had an intuitive feeling that this entire

⁴
~~SECRET~~

~~SECRET~~

area had something to do with some sort of either depot, or storage, or something.....

#19.5: You mentioned they trained in box cars.

#11: Yeah. And, that was.....I was sitting there fighting so hard to get some aerial imagery, and then I just wiped everything clean, layed back and said ok, whatever comes is going to come, and I was standing.....along side of a bunch... of what appeared to be rail cars.....a whole row of 'em.

#19.5: Can you relate that in location to anything else that you've drawn?

#11: Well, I felt that I was over the site, and when I came down, it may have been right through here, on drawing 4.

#19.5: I'm interested in the...what you stated as being intuitive ...uh...is there anything that you feel was intuitive that you have no capacity for drawing? In other words, is there just anything that you know intuitively, but didn't visualize? I'm asking that because this is the first time that you've done that, I think.

#11: Some of the other intuitive feelings.....

#19.5: I guess, what I'm trying to do is find out what you mean by intuitive.

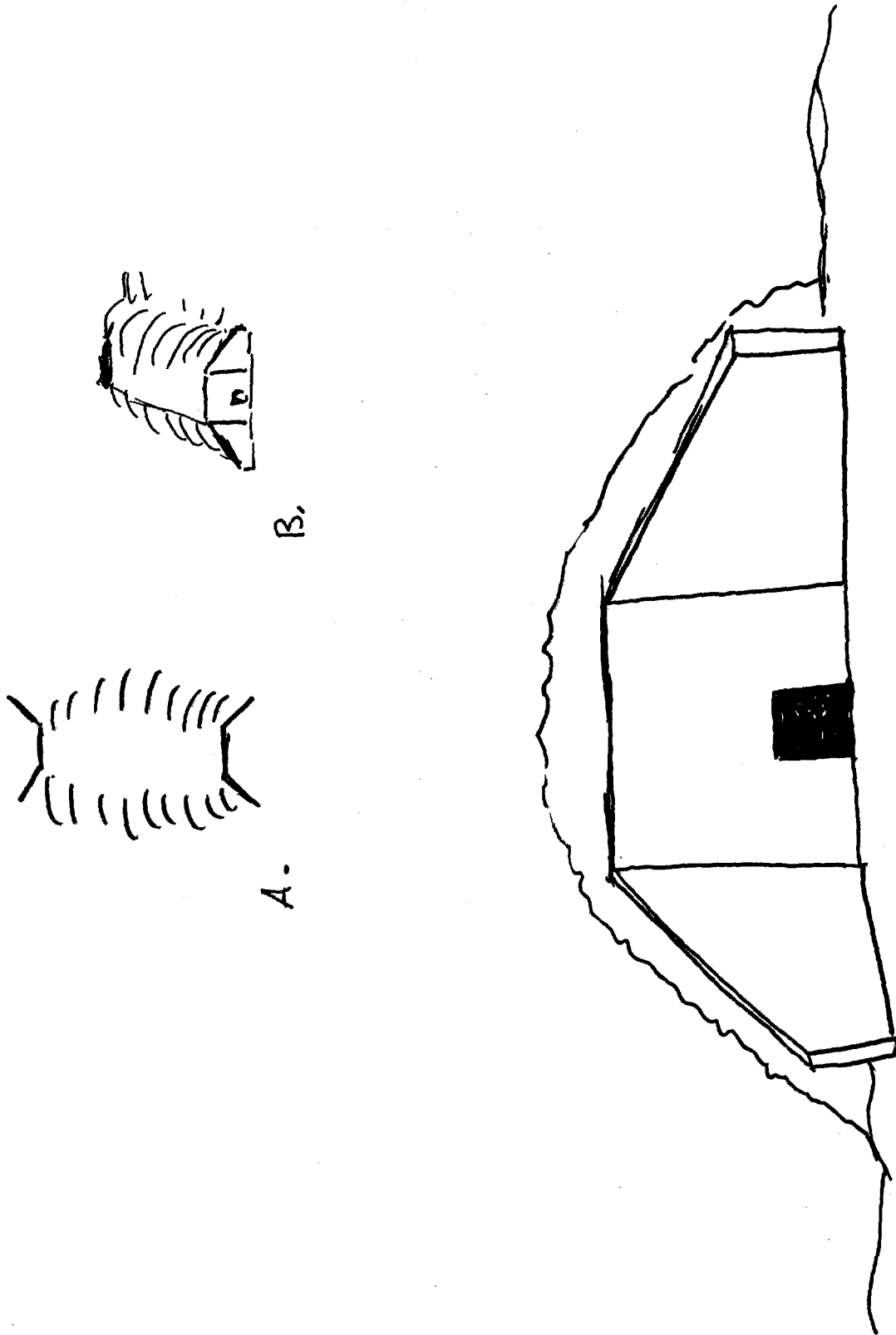
#11: Just a knowing or just something that pops in and pops out again. I had such analytical type things as ammunition storage, and I felt very analytical it...tank...uh...I have a very analytical feeling about this bunker. Perhaps it's missile storage. The whole feeling.....in fact, now that I look at it analytically...the whole feeling of all the things....even the stuff that I've passed off as analytical, all point to storage.

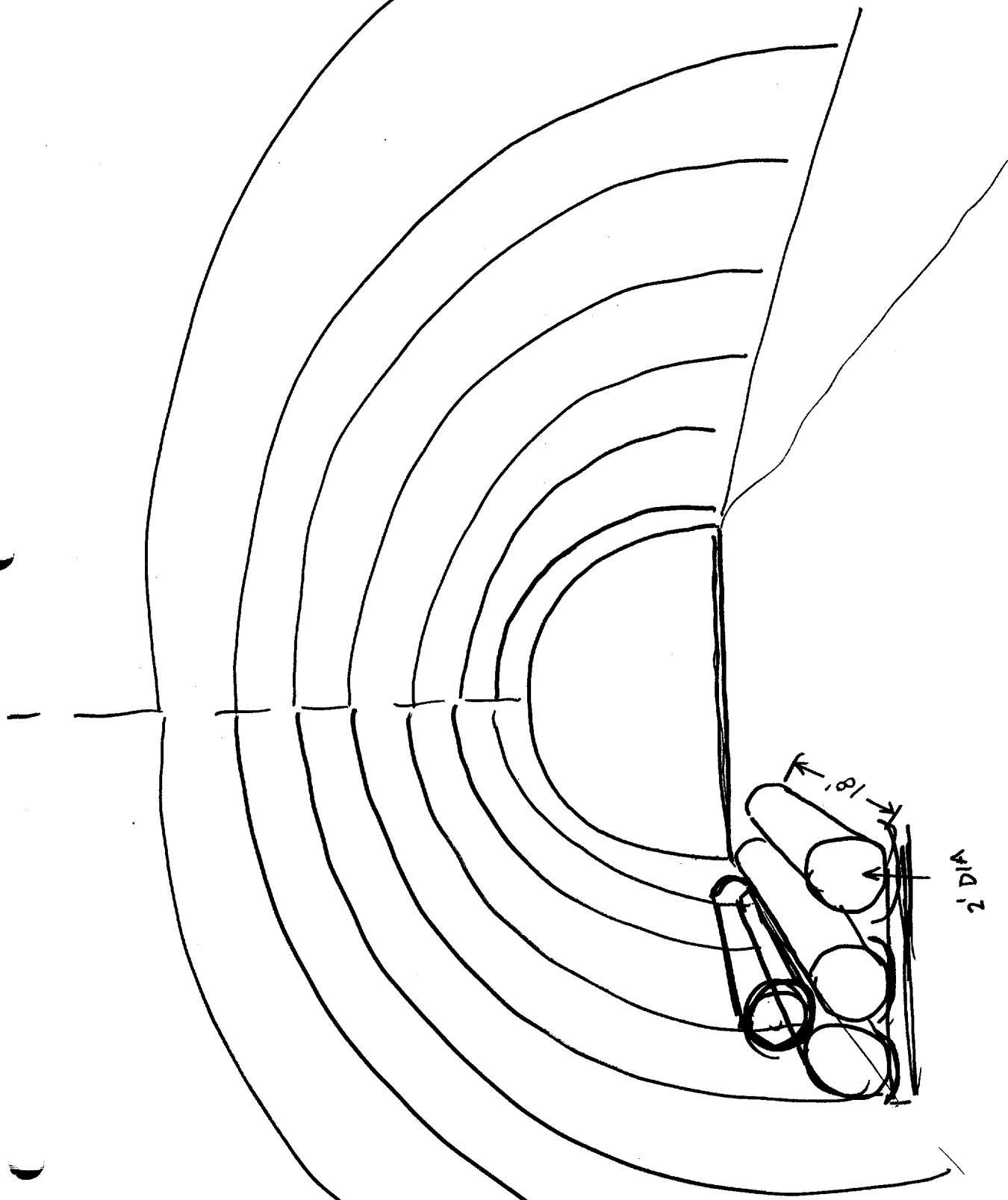
#19.5: I don't have any other questions. Is there anything else you would like to add.

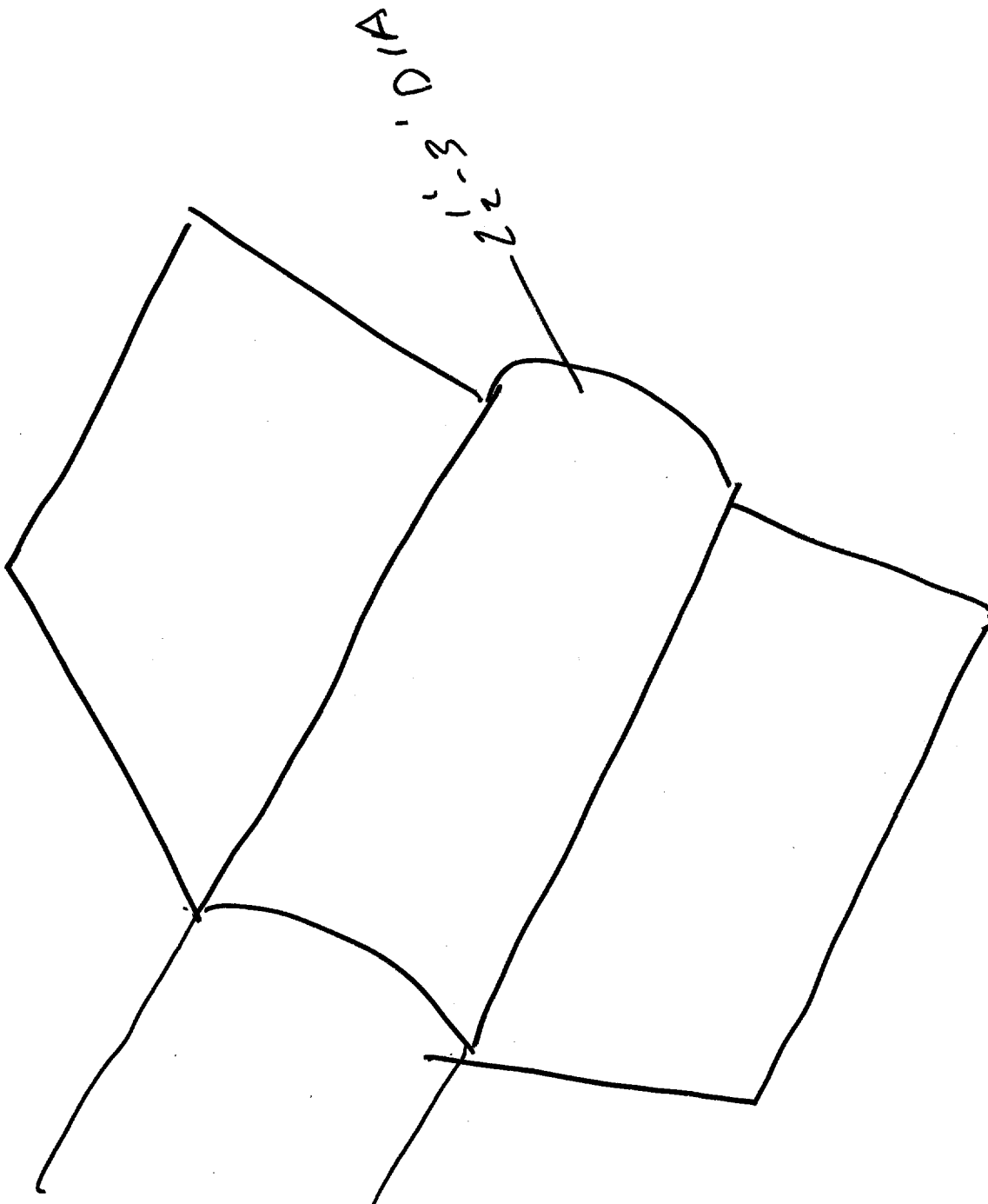
#11: No. I don't.

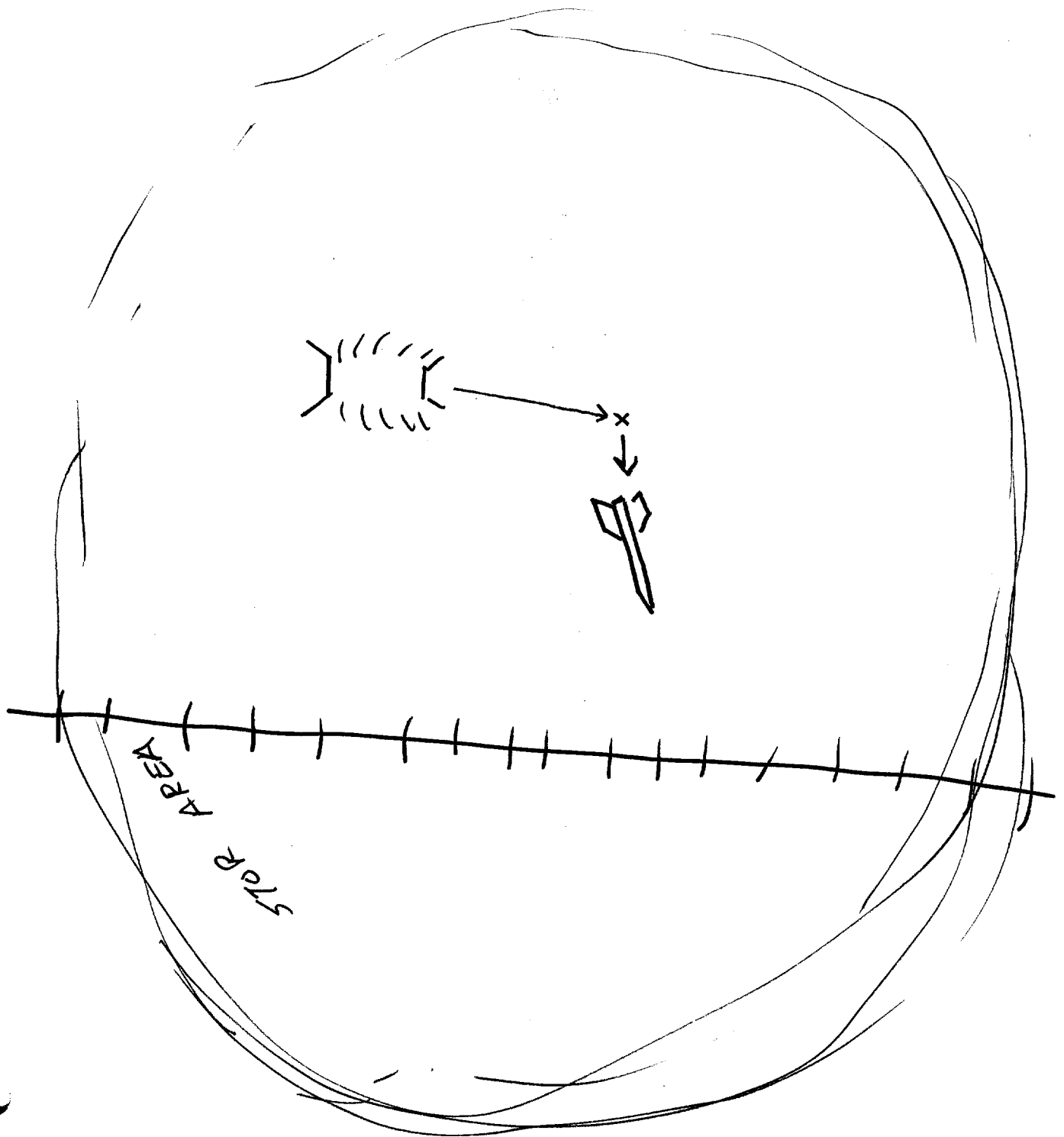
#19.5: Call it the end of session then.

~~SECRET~~

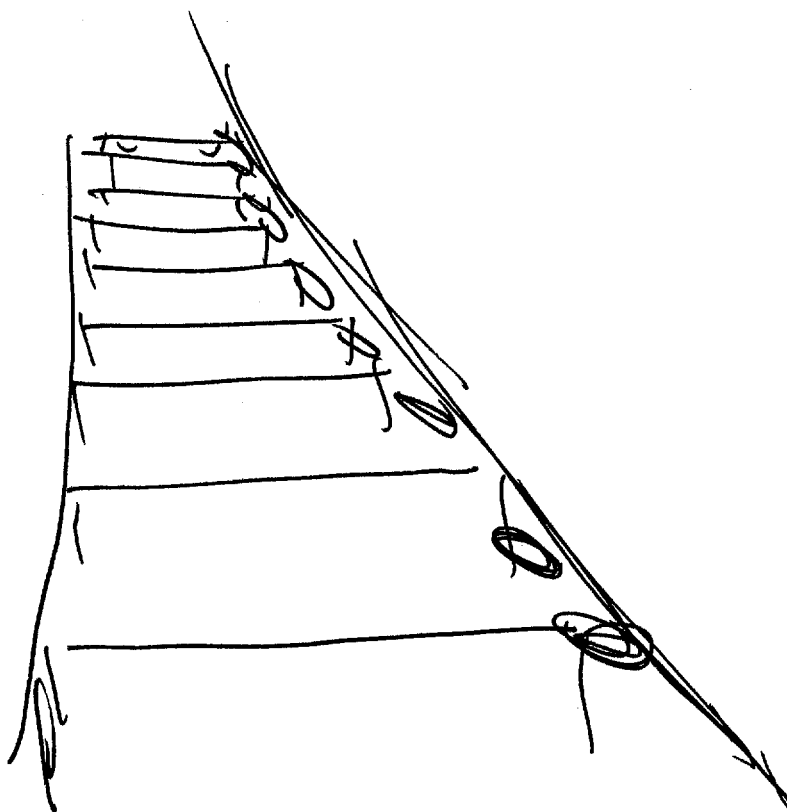








(5)



~~SECRET~~

CUING DATA


1. (S) The facilitator and viewer were both provided with the coordinates for the target, and the following instructions:

a. (S) Sheet One, TAB B, is a proportionate example of the layout previously provided by the remote viewer on the same target as represented in Sheet Two, TAB B.

b. (S) The facilitator was requested to direct the remote viewer to the "target area" designated on Sheet One. He was then directed to provide a good description of what was located within the designated area.

2. (S) Since the viewer had previously determined an underground complex at the given coordinates, one can assume prior knowledge of the analyst involved.

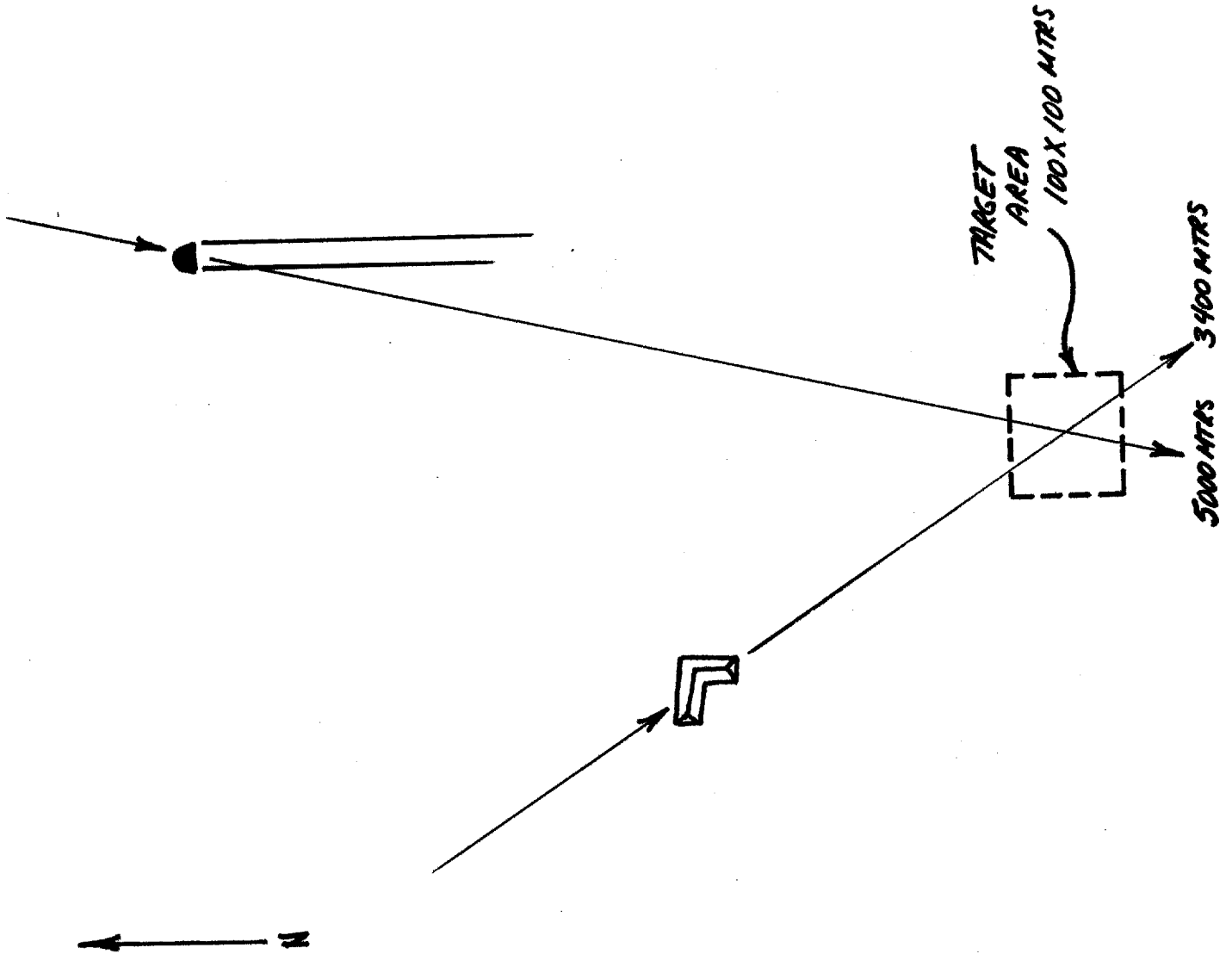
3. (S) No other information was provided to either the viewer or the facilitator prior to or following the session.


JOSEPH W. MCMONEAGLE
CW2 Analyst

CLASSIFIED BY: MSG, DAMI-ISH
051630Z JUL 80
REVIEW ON: 28 April 2000

~~SECRET~~ GRILL FLAME

SECRET



SECRET

Sheet One TAB B

(M)

