



TDM
16 Oct 84
0923

SG1A



A flat angle rising
manade

B -

SG1A



A flat solid
manade

B -

S-2

white grey p₂

flat

rising

like like

pattered

hard

rising

SG1A



A set manade

B structure

A flat
solid

B land

This document is made available through the declassification efforts
and research of John Greenewald, Jr., creator of:

The Black Vault




The Black Vault is the largest online Freedom of Information Act (FOIA) document clearinghouse in the world. The research efforts here are responsible for the declassification of hundreds of thousands of pages released by the U.S. Government & Military.

Discover the Truth at: **<http://www.theblackvault.com>**

S-2.
naig
gray
flat
smooth
tall
hard
buildings
other buildings near c
wall c
sand
can sand p
cold smells p
strange smells c

At Break
- can interested

SG1A



A long flat
manade

B

S-2
hard c

At Break
airport
with buildings

S-2
white
green
large area
gray
rising
bulldozing

AI Break
peculiar

S-2

D

AT

EF

T

I

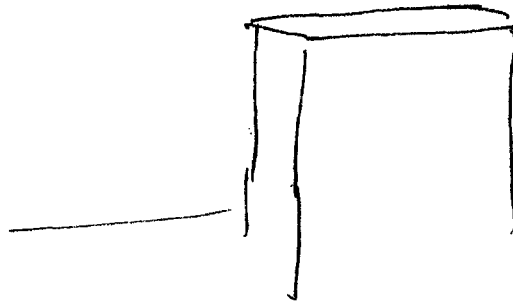
AOL

ALS

bulldozing

gray

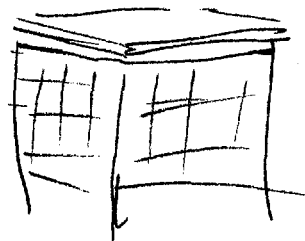
rising
flat
tall



patterned

people

SK



S-2

D

AT

EI

T

Bech

I


AOL

A/S

sloping

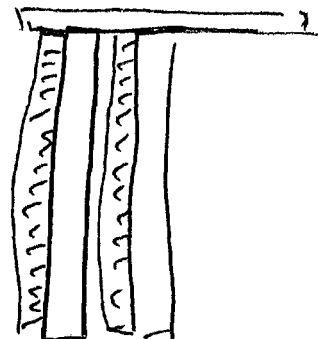
SK

seems
furry
about
top RL



open
area

SK

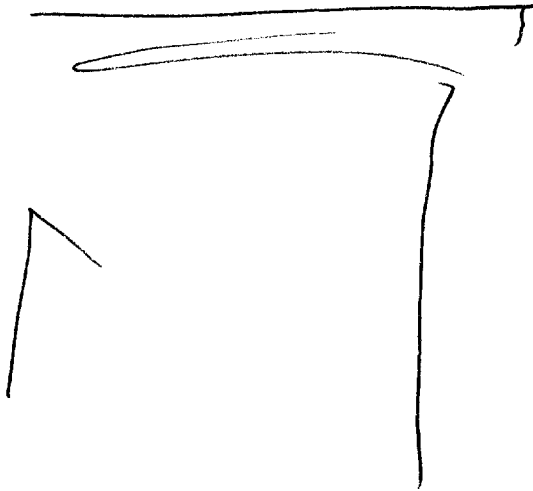


gray

tall
thin
wide
rising

seems to
stand by N
itself

SG1A



A Rises narrow
B hldy

3-2
flat
slope
pointed
mis
curving

A slope up
angle
narrow
B —

Caf Break

A flat rising
narrow
B building

A straight
narrowly
B road


6



A Veterandd
B shuldig

S-2
Ventele
grogs
Cunnes


SL




Aol D
Break

Aol Break

Squares





SG1A



A M Break



SG1A



A flat land
manade

D-

5-2

which

flat

whitish

slightly raised

AT Break
Stage

SG1A



A Wide open
narade

B-

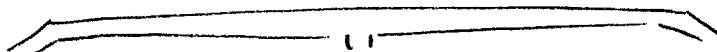
A Ang slope
narade

B-

Aol Break
partially undegrad

S-2

SK



S-2

flat
wide
band

corners c
raised

AS Break
strange


angled c

Sloped 0.5

S-2
cords
long cords
smells
stall smells

Buch

SK

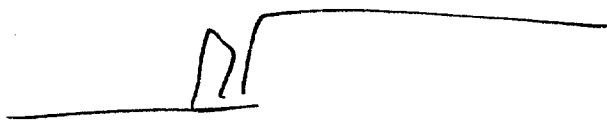


SG1A



in Buch

SG1A



A flat solid
narrow
B-

A rising net
narrow

B-

A rising net flat
narrow
builds

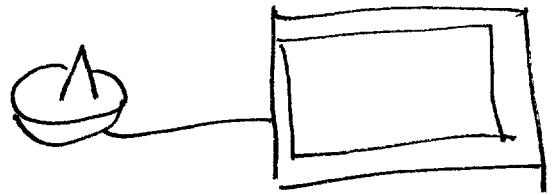
5-2

gray pc
yellow pc

curse
point pc
flat

open
bulldoz

Aol Break



SIC



Break