

Dec 86
ENV
FR. MSTRD
6805

HAD A HARD TIME STARTING OUT: [REDACTED] WAS
LEAVING IMPRESSIONS OF PLACE IN BIARS ROCKY
AREA - BOUNCING AROUND.

FINALLY LOCATED AN ^{ENCLOSED} AREA WHICH HAD
ROUNDED ROOF/WALLS, THE GENERAL SHAPE OF THE
END OF THIS ENCLOSED AREA I COULD PERCEIVE
WAS OF THE INSIDE OF A SHOE TIE (SEE
DRAWING #1).

A HALLWAY OR TUNNEL WENT OFF TO
THE RIGHT SIDE. SOUNDS FROM THIS DIRECTION
"ECHOED" OR REVERBERATED.

ON CUE TO GO DOWN THIS HALLWAY, I
PROCEEDED DOWN A LONG, SEMI-NARROW "HAIR" WITH
SMOOTH, BUT IRREGULAR FLOOR + DOMED WALLS/CORNER (SEE DIAGRAM #2)

AN OPENING ON THE LEFT LED INTO
A STORAGE AREA (SEE DRAWING #4) WHICH
HAD WHAT SEEMED LIKE A RAISED LOADING DOCK,

This document is made available through the declassification efforts
and research of John Greenewald, Jr., creator of:

The Black Vault



The Black Vault is the largest online Freedom of Information Act (FOIA) document clearinghouse in the world. The research efforts here are responsible for the declassification of hundreds of thousands of pages released by the U.S. Government & Military.

Discover the Truth at: <http://www.theblackvault.com>

WITH A LOWER AREA BEYOND CONTAINING
LOTS OF "THINGS" SITTING AROUND. MOST OF
THEM WERE ROUND, FLAT-TOPPED, + BRIGHT YELLOW.

ON A CLOSER LOOK, ONE SEEMED TO HAVE A
FUNNEL-SHAPE ON TOP. THERE WAS ANOTHER
OPENING IN THIS "ROOM", BUT I DIDN'T INVESTIGATE
IT.

BACK IN THE MAIN "HALLWAY", I CONTINUED
ALONG UNTIL THE HALLWAY BECAME NARROWER
& MORE PEAKED AT THE CEILING. THERE MAY
HAVE BEEN OFFSHOOTS TO THIS HALL, BUT I
DON'T PRESENTLY RECALL THEM.

AT THE END OF THIS HALLWAY WAS
A DOOR LEADING TO THE LEFT. THROUGH THE
DOOR WAS A LONG WALKWAY BESIDES A
LARGE, LONG, BRASS-COLORED MACHINE. THE
MACHINE WAS SURPRISINGLY LARGE (FLOOR TO CEILING)

AND LONG (SEEMED TO BE THE DISTANCE OF
 THE ROOM + INTO THE WALLS, BEYOND). IT
 WAS ^{SMOOTHLY} CURVED FROM TOP TO BOTTOM, AND STRAIGHT
 ALONG ITS LENGTH. THIS WAS SURPRISING, SINCE
 IT WAS THE ONLY THING (BESIDES THE DOOR) I HAD
 BEEN ABLE TO FIND IN THIS WHOLE PLACE
 WHICH CONSISTED OF STRAIGHT LINES. EVEN THE
 LENGTH OF THE "HALLWAY" "MEANDERED" FROM SIDE
 TO SIDE AND UP + DOWN.

ON ONE, I TOUCHED THE MACHINE.
 I GOT AN IMMEDIATE SENSATION OF VERY
 RAPID VIBRATION, AND THEN A NUMBNESS IN
 MY FINGERS. (AOL AT THIS TIME - LIKE STICKING
 YOUR FINGERS INTO A FAN)

ON THE CUE TO LEAVE THE SITE +
 RETURN TO SANCTUARY, I KEPT SPEEDING BACK + FORTH

ALONG THE HALLWAY, BUMPING ON THE CORNERS, HAVING
 A HARD TIME LETTING OUT.

①

WALL/CEILING
(DEEP SOUND)
HERE

ROUNDED
CEILING
COMES DOWN TO
FLOOR (MAKING AN
AREA LIKE THE
INSIDE OF A
SHOES)

"TUNNEL"
ON
HALLWAY
OFF TO
SIDE

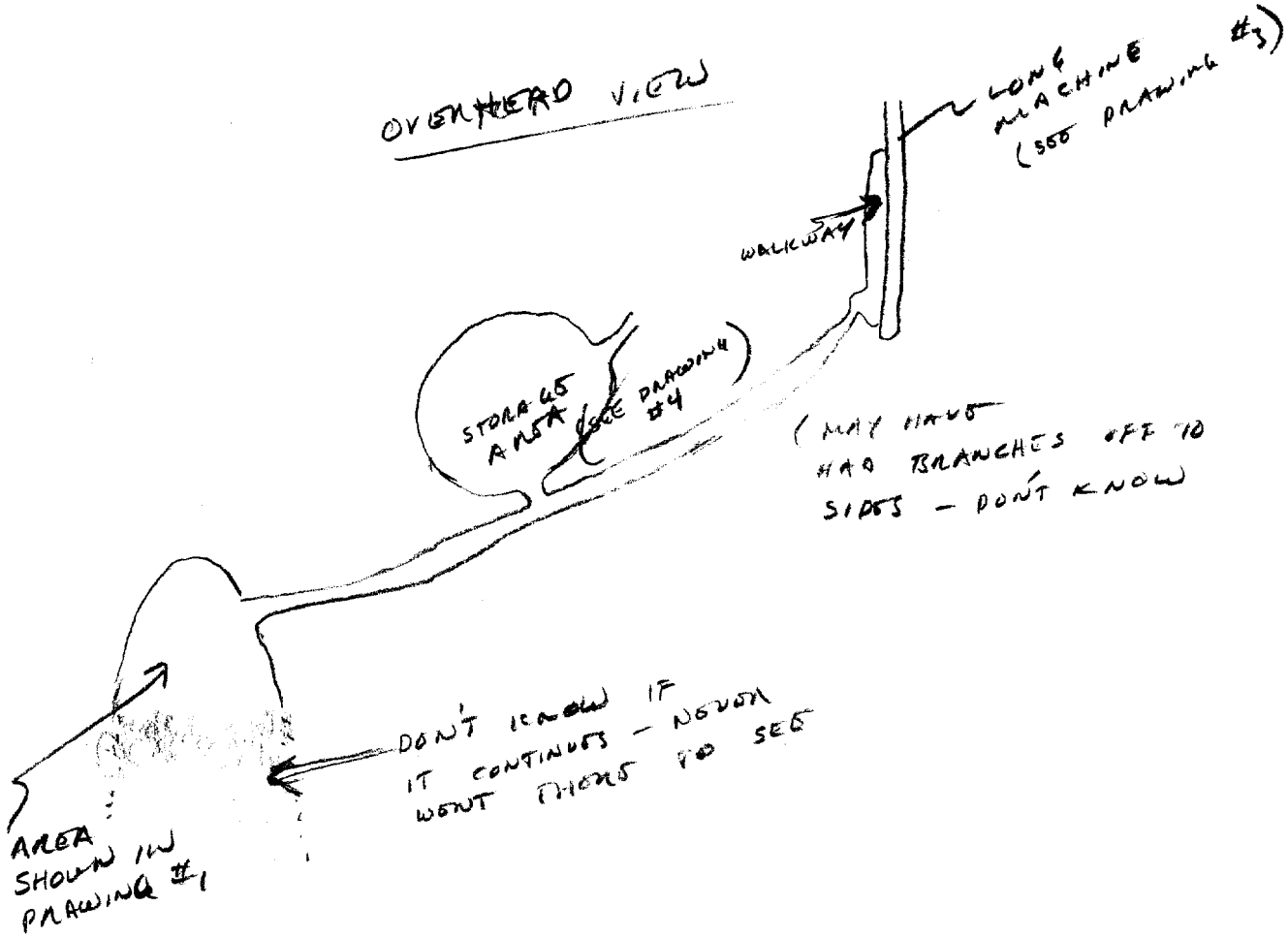
WALL/CEILING
LECHY SOUNDS
FROM THIS
DIRECTION)

FLOOR
FLAT & SMOOTH,
BUT NOT LEVEL
(HAS HUMPS + UNEVEN AREAS)

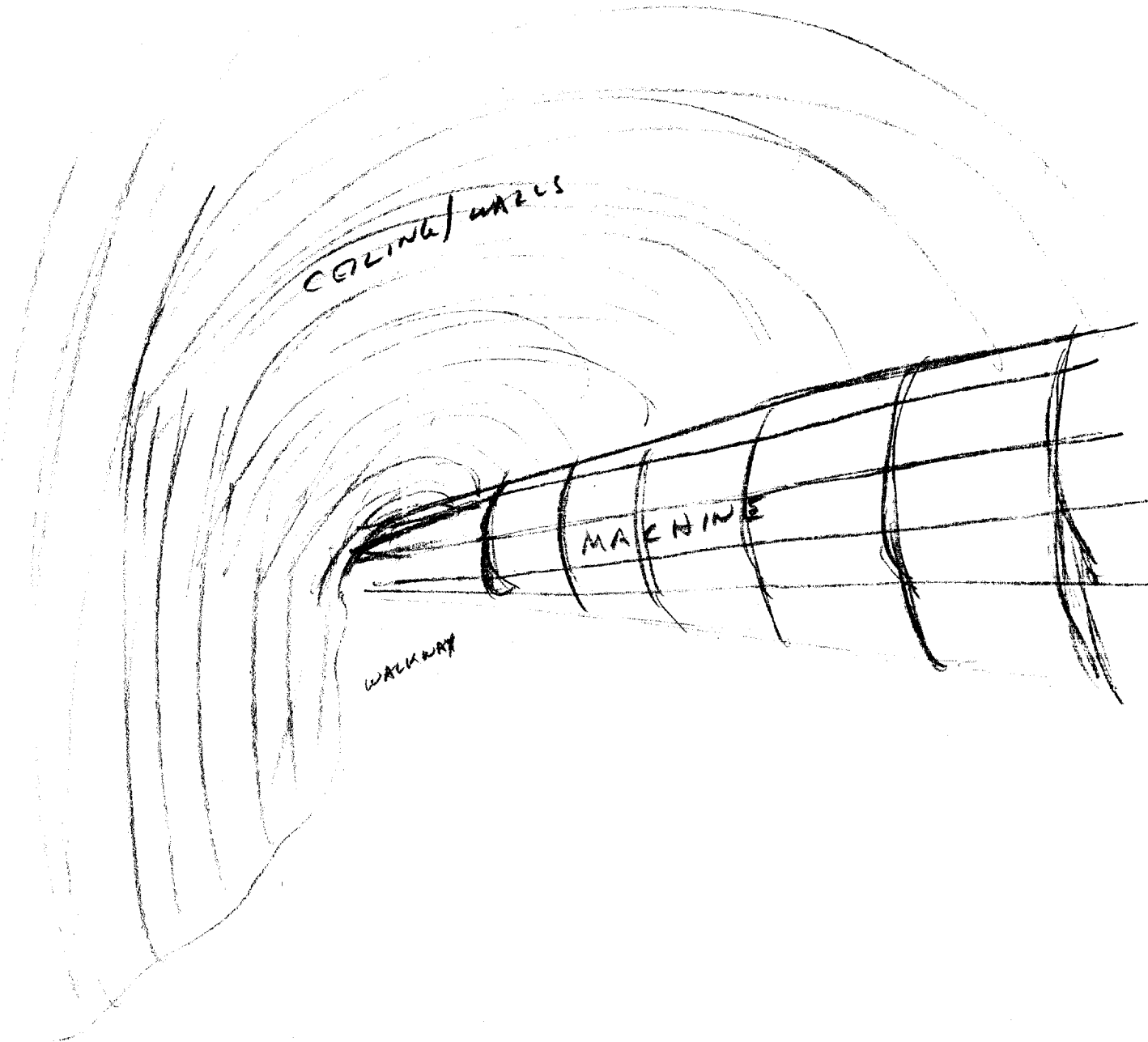
2

DIAGRAM OF "TUNNEL" (OR HALLWAY)

OVERHEAD VIEW



3



(4)

CEILING/WALLS

OPENING


OPEN AREA

"THINGS"
SITTING
AROUND

OOD
SHAPES
HERE

DOCK AREA (R)

"THING" WITH FUNNEL SHAPED TOP



"THINK" HAND WAS CARRYING.

