

~~SECRET~~/NOFORN

PROJECT SUN STREAK

WARNING NOTICE: SENSITIVE INTELLIGENCE SOURCES AND METHODS INVOLVED

-----  
PROJECT NUMBER: 8719                      SESSION NUMBER: 01  
DATE OF SESSION: 6 NOV 87                DATE OF REPORT: 6 NOV 87  
METHODOLOGY: ERV                         VIEWER IDENTIFIER: 079  
-----

SG1B

SG1B

1. (S/NF/SK) MISSION: Access components of Building Number [REDACTED] and determine if missiles are stored therein.

2. (S/NF/SK) VIEWER TASKING: Access and describe issue of intelligence interest at Coordinates 681001/187811.

3. (S/NF/SK) COMMENTS: Viewer 079 readily accessed the "tower" located 100 meters east of the target building. Interviewer failed to understand viewer's overhead description of target structure with the jutting center of the building. See sketch. In a desperation move, interviewer requested viewer take quiet time (about 5 minutes) to perceive the target structure, without reporting, and with a view towards drawing an outline after the session. Viewer's sketch revealed indications of target acquisition.

6

HANDLE VIA SKEET CHANNELS ONLY  
SPECIAL ACCESS REQUIRED

~~SECRET~~/NOFORN

CLASSIFIED BY: DIA (DT)  
DECLASSIFY BY: OADR

This document is made available through the declassification efforts  
and research of John Greenewald, Jr., creator of:

# The Black Vault



The Black Vault is the largest online Freedom of Information Act (FOIA) document clearinghouse in the world. The research efforts here are responsible for the declassification of hundreds of thousands of pages released by the U.S. Government & Military.

**Discover the Truth** at: <http://www.theblackvault.com>

*Summary*

SOURCE 079  
6 NOV 87

DURING THIS SESSION, I FIRST FELT THAT I CAME TO A VERY OPENED SPACIOUS AREA AND I COULD SEE MEN WORKING. I FIRST CAME TO A STRUCTURE THAT WAS VERY TALL AND WIDE AT THE BOTTOM AND COMING UP NARROW AT THE TOP. THIS STRUCTURE WAS BROWN OR BEIGE IN COLOR. I COULD SEE MEN HERE WORKING.

WHEN ASKED TO MOVE WEST FROM THIS STRUCTURE, I COULD SEE ANOTHER STRUCTURE THAT WAS TALL AND WIDE AND HAD MANY DIMENSIONS. I HAD A HARD TIME ACQUIRING THIS SITE AND VISUALS DID NOT COME IN ON THIS STRUCTURE UNTIL THE END OF THE SESSION. I COULD SEE A CURVY WALL THAT WAS MADE OUT OF RED BRICK. A PATHWAY OR ROAD WAS HERE ALSO. I COULD SEE SOMETHING VERY ROUND ABOUT THIS STRUCTURE AND IT LOOKED LIKE THERE WAS A HOLE IN IT. I COULD SEE LIGHTS ON EITHER INSIDE OR OUTSIDE OF THE STRUCTURE. AT THE SIDE OF THIS STRUCTURE IT LOOKED AS THOUGH THERE WERE THIN RAILS AND IT LOOKED AS THOUGH ROUND BALLS WERE FLYING AROUND OR SUSPENDING FROM THIS SIDE.

THROUGHOUT THE WHOLE SESSION I DEFINITELY HAD THE IMPRESSION OF MEN WORKING. I COULD SEE AN OBJECT THAT WAS VERY ROUND ON BOTH ENDS STANDING ERECT. THERE WERE WIRES INSIDE THE OBJECT. THE MEN WERE AT THE SIDES OF THE OBJECT SLIDING OPEN LITTLE DOORS OR PANELS THAT HAD WIRES INSIDE AND THE MEN WERE PLAYING WITH THE WIRES INSIDE.


THE MEN CARRIED AROUND LITTLE BOXES ON THEM OR IN THEM.

OVERALL, I FELT THAT I WAS IN A VERY BIG SPACIOUS, SPREADING

- VIEWER 079  
- 6 NOV 87

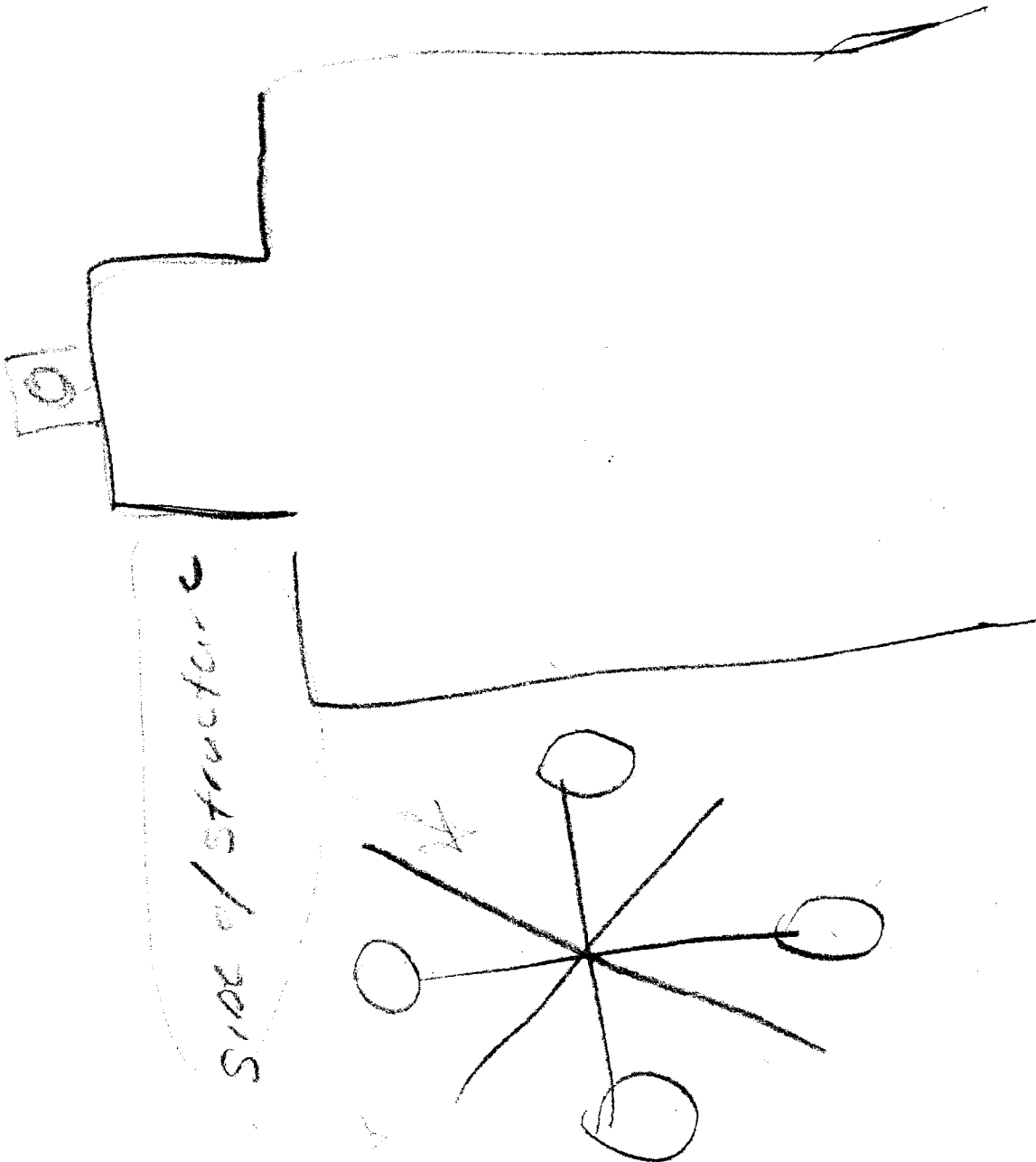
• OUT AREA AND IT WAS WINDY.

1st Structure  
Tower



079  
0719  
6 Nov 87

two structure



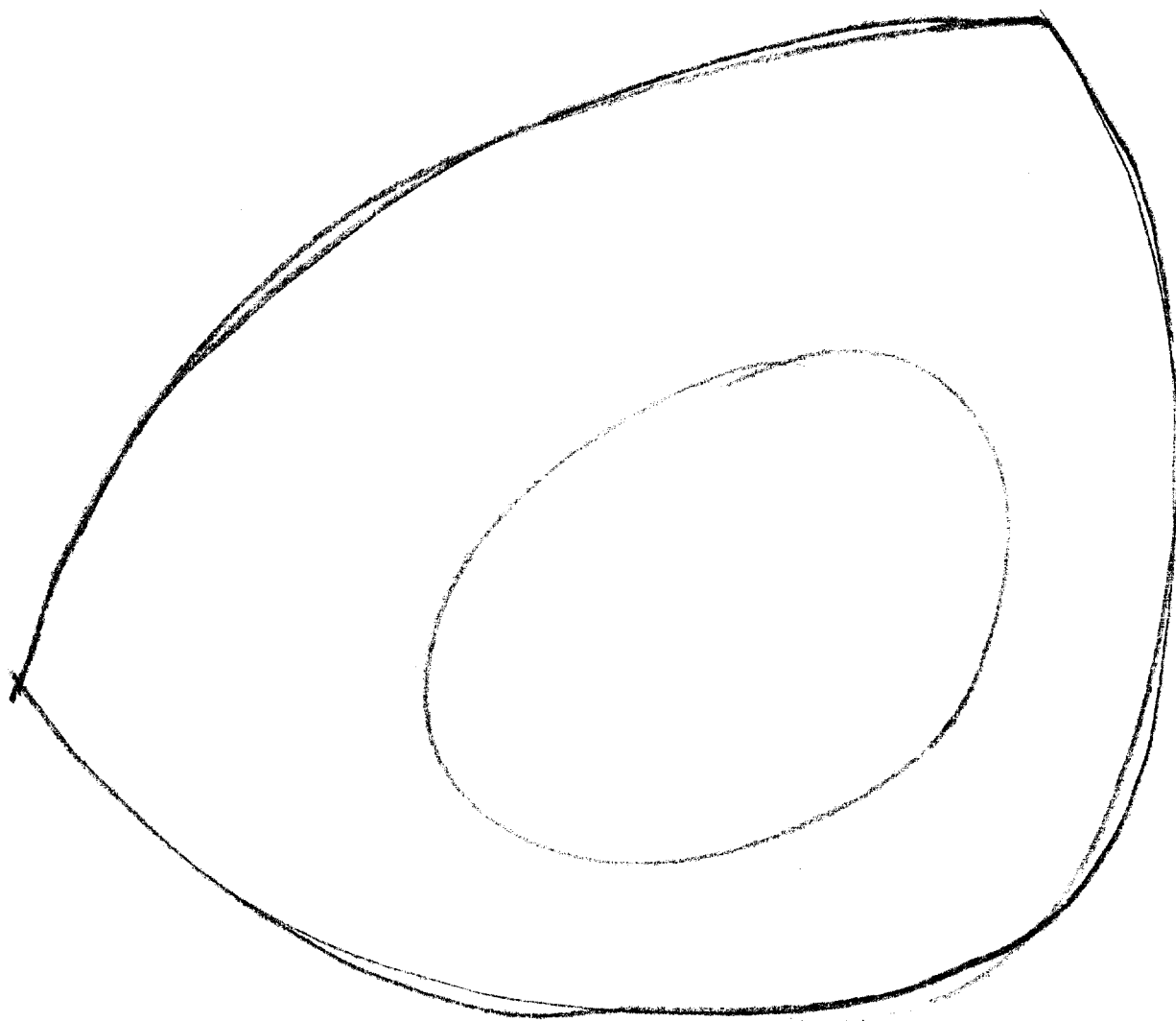
side of structure

TARGET

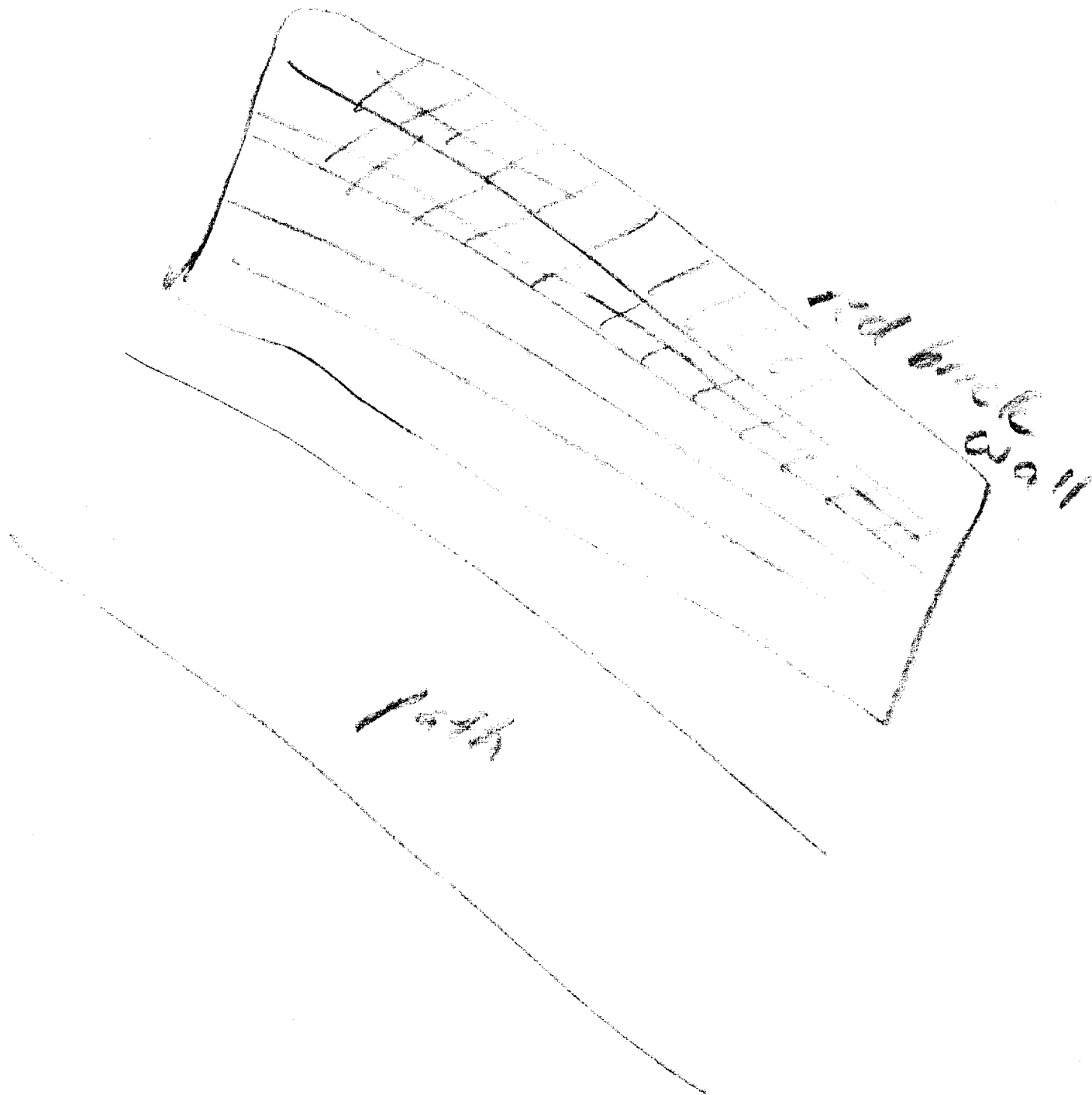
6/18  
- 8719  
- 6 NOV 87  
- 079

OVER HEAD - VIEW - TARGET  
STRUCTURE

*Part of 2<sup>nd</sup> structure*




part of 2nd  
structure





*object*  
*inside*  
*gap*  
*structure*



681001 / 187811  
SG1B

079  
8719

100 meters EAST of [redacted] is a WATER TOWER  
Something on top of the structure is important.

6 NOV 87

TIME OUT 0936

o In sanctuary - 0943

TIME IN

INCLEM:

→ Start 0948.0

→ Allow for your mind to be fully alert - your body fully relaxed - At the reading of the coordinates will immediately access the target - 681001 / 187811

o man working area -

→ Comes up - water tower big in eye flat

→ Max 100 meters west

→ men on the ground

o Go up 200 feet - describe the buildings in the area.

o walls

→ yes Go north

o falls out - Big road in a circular area. Comes up - stretches out - large - bell

o Square angles strut smooth curving bed together - holding - buckling - hung

o Two pieces outline form.

o Enclosed - tall - enclosed

→ Outline and form - two sides spread out straight across cliff.

→ Describe roof

o every door starts & stepped -

triangular - irregular & square wide

pushing together - surter (hiding)

deliberate - heavy -

- pushing up jelly up slipping

People do this to what

o structure or object

- Descend

o Big guy up used - spreads out his  
sardines - time

→ Tonic

o Being planned - what expect - can't work  
in confusion - trying block locking - turned

o upside down. Blocking & locking - secure -  
many people here

→ concentrate on or

o Circular - two parts - wrapped -

Objects placed in a contained, square, area  
coming to see - move them

→ Key How may

o Key - leg objects - Stored up moved  
in evening

→ Colors

o Key objects in plastic - inside

quiet doorway - quiet

→ Casings

o Standing up - straight - fault

→ Describe objects

heat program - big - sand radiator  
copper - hard - smooth - man down  
then up a while.

→ Run your hand along

Approved For Release 2000/08/08 : CIA-RDP96-00789R000200240006-8

- smooth - half way - away - into  
inner - slides open

- ↳ stands - nouns - products results
- nouns -
- X allow for object to be drawn later
- include lines, perceptives, dimensions.
- X come down across squares
- & triangles - straight smooth
- crossing over.
- ↳ side lines
- ↳ little balls sitting on their squares -
- men-here -
- ↳ men-hanger on + suspending - float
- out fly way -
- Describe what is done the fly way out.
- ↳ altogether. - Object is floating
- from their rails -
- structure has turned curves
- side of stroke is back -