

*H APR 88*

SECRET/NOFORN

PROJECT SUN STREAK

WARNING NOTICE: INTELLIGENCE SOURCES AND METHODS INVOLVED

---

PROJECT NUMBER: 8801                      SESSION NUMBER: 03  
DATE OF SESSION: 1 APR 88                DATE OF REPORT: 1 APR 88  
START: 1155                                END: 1221  
METHODOLOGY: ERV                         VIEWER IDENTIFIER: *075*

---

1. (S/NF/SK) MISSION: Access and describe the content of the structure at Encrypted Coordinates 113096/532189.
2. (S/NF/SK) VIEWER TASKING: Access and describe the prototype, the object of intelligence interest surfaced in Session Number 2. Visualize, conceptualize and sketch the object. As an ancillary task, allow for the receipt of refined data related to the function and use of the object of intelligence interest.
3. (S/NF/SK) COMMENTS: No physical inclemencies noted. Viewer 079 experienced blackness upon launching to the target. The blackness was dissipated into grey which in turn further dissipated altogether. *(075)* experienced a "too much break" and in post session guidance, was advised on how to cope with this problem. Viewer *(075)* who has had difficulty "drawing" provided an excellent representational "sketch" immediately following the session rather than at a later time. Labels and estimated dimensional characteristics were added immediately following the sketching of the conceptual representations.



HANDLE VIA SKEET CHANNELS ONLY

SECRET/NOFORN

CLASSIFIED BY: DIA (DT)  
DECLASSIFY: OADR

This document is made available through the declassification efforts  
and research of John Greenewald, Jr., creator of:

# The Black Vault



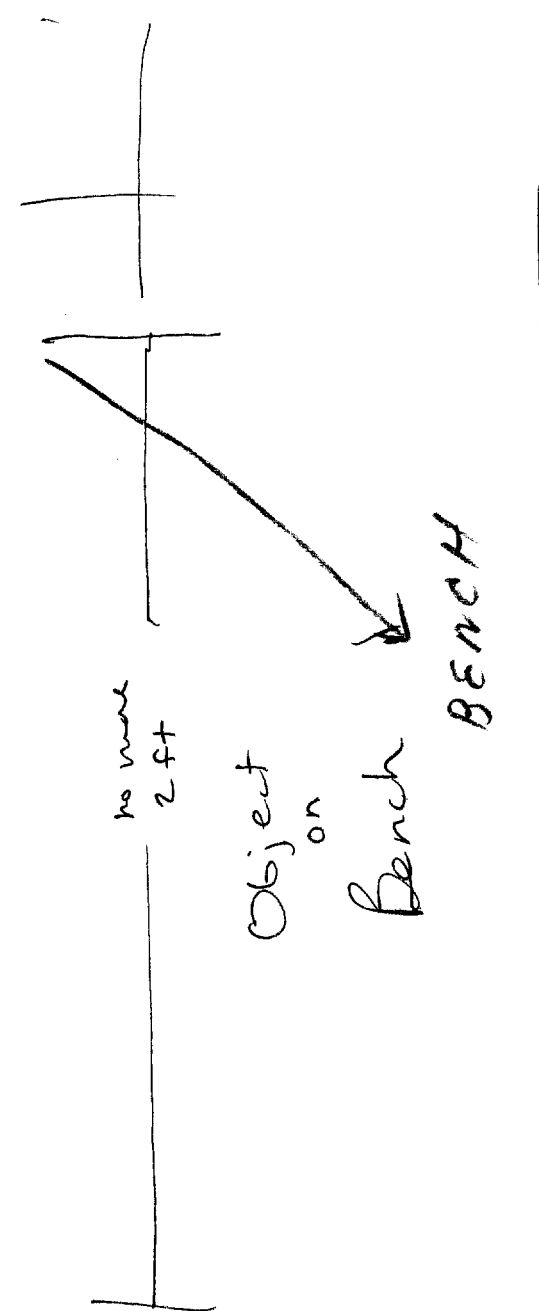
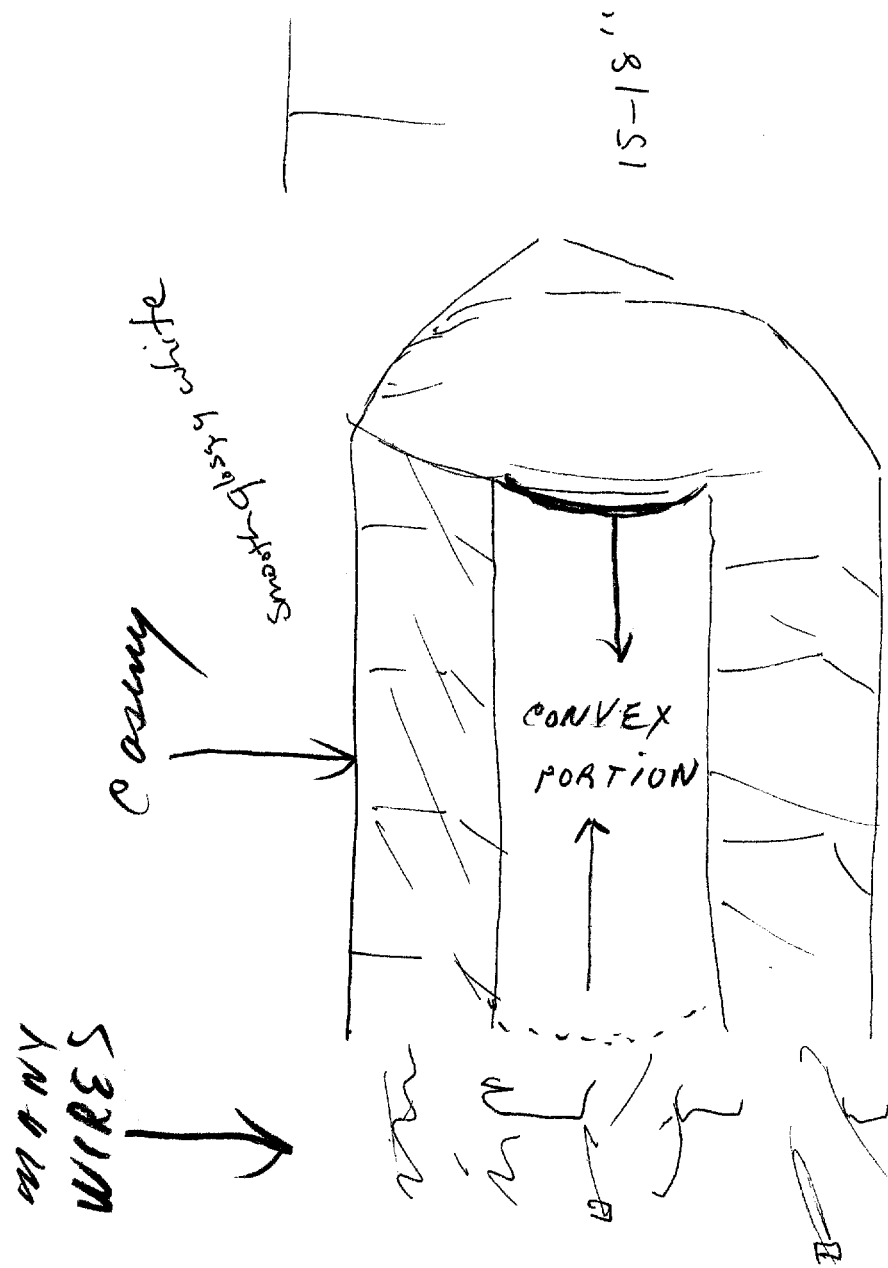
The Black Vault is the largest online Freedom of Information Act (FOIA)  
document clearinghouse in the world. The research efforts here are  
responsible for the declassification of hundreds of thousands of pages  
released by the U.S. Government & Military.

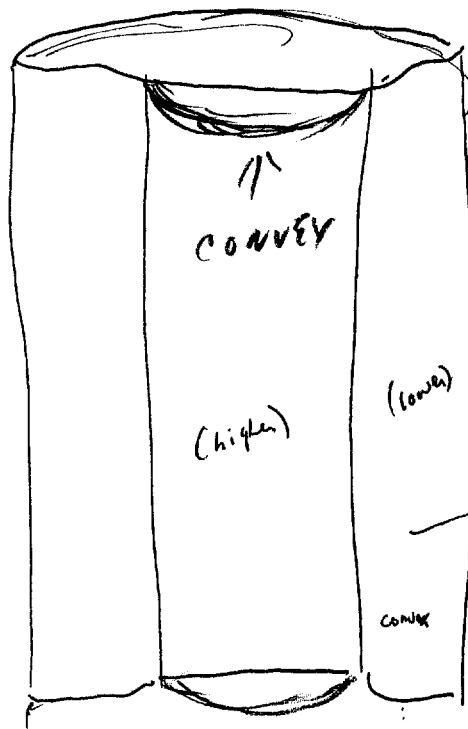
**Discover the Truth** at: <http://www.theblackvault.com>

Session Summary  
Viewer 095  
April 1, 1988

Site was an object, the "product" that was viewed in previous sessions. It was white very smooth, approximately 2 ft long and 15-18 inches wide. The shape is depicted in the attached drawing. One end was smooth and lightly curved (mildly spherical), the other end had numerous wires coming out. Associated with the object was the concept of "pod" or "casing". The object has many uses, that is it is inserted into many very different systems.

095  
1 April  
8801

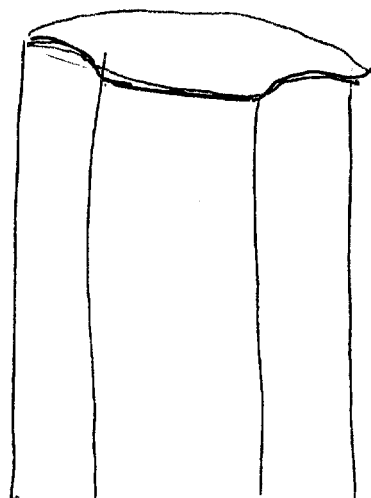




transition from higher to lower is smoothed angle (convex) overall feeling of c

CONVEY PORTION  
OF  
COMPONENT

095  
5801  
1 Apr 88



Good Friday

113096 / 532189

8801  
1 Apr 88  
095  
ST  
End  
I:

Access and describe  
the prototype object  
VISUALIZE - SKETCH

- W/ intricate wiring
- small compact
- component of some other

+ Applications  
+ up grad.

Optical computing  
Chip manufacture

- See it feel it
- Refine data related to function -
- Address issue of ultimate form
- Visualize on 8 x 10 1/2

bond only need to trace

ST : 1155

→ Black!

→ 1157

- green 1159

- 1200 Allow to Enter into focus

- 1201 It too is guy off ones

- 1203

- 1205 perceive and remember.

- 1206 AOL camera → (Rapid change of focus).

→ 1207 white row! (admission function)

1209 AOL (AOLS dedly w/ functional)

- 1210 Return to Sonster

1211 - Benelux + Peace today