

SECRET/NOFORN

PROJECT SUN STREAK

WARNING NOTICE: INTELLIGENCE SOURCES AND METHODS INVOLVED

PROJECT NUMBER: 8804

SESSION NUMBER: 2

DATE OF SESSION: 29 AUG 88

DATE OF REPORT:

START: 1313

END: 1353

METHODOLOGY: CRV

VIEWER IDENTIFIER: 018

SG1A

1. (S/NF/SK) MISSION: DETERMINE THE PURPOSE/FUNCTION OF THE TARGET
[REDACTED] LOCATED AT COORDINATE 557803/870630.

2. (S/NF/SK) VIEWER TASKING: DESCRIBE THE PURPOSE/FUNCTION OF "PANELS"
AND THE "BACK AND FORTH ENERGY" FROM LAST SESSION (15 AUG 88)

3. (S/NF/SK) COMMENTS:

4. (S/NF/SK) EVALUATION: OVERALL IMPRESSION OF MANIPULATING AND REGULATING
ELECTRICAL POWER,

THERE ARE ALSO "BLOCKS" OF ENERGY EMITTING FROM A
FIXED POINT.

HANDLE VIA SKEET CHANNELS ONLY

SECRET/NOFORN

CLASSIFIED BY: DIA (DT)
DECLASSIFY: OADR

This document is made available through the declassification efforts
and research of John Greenewald, Jr., creator of:

The Black Vault



The Black Vault is the largest online Freedom of Information Act (FOIA) document clearinghouse in the world. The research efforts here are responsible for the declassification of hundreds of thousands of pages released by the U.S. Government & Military.

Discover the Truth at: <http://www.theblackvault.com>

memorandum

DATE: 29 August, 1988

REPLY TO
ATTN OF: DT-S

SUBJECT: SESSION SUMMARY (C/SS)

SG1J

TO: DT-S (ATTN: [REDACTED])

1. (S-SS) Statistics: Viewer: 018
 Session date: 29 AUG 88
 Start time: 1313
 End time: 1353
 Mode of operation: CRV
 PI: None
 AV: None

2. (S-SS) Cuing:

- a. Describe the "panels" from the last session (see 3.a through 3.c, below).
- b. Describe the "back and forth energy" from the last session (see 3.d, below).

3. (S-SS) Results:

a. The panels appear to be on one wall of a small room which is off a larger room. There are desks, chairs, etc. around the middle of the room. (see sketch, page 1).

b. There were strong impressions that the panels act as a type of power network grid (that is, a controller which regulates and manipulates the electrical power to many places, keeping the power needs to all satisfied as well as possible). These panels have direct lines, relay-controlled lines, etc. (see path sketch, page 8). There is strong evidence that these panels contain electric circuits, rather than electronic.

c. The panels look clean and almost brand new, but they have all the earmarks of being "old-style". That is, they have black wrinkle-finish paint, large knobs, large round panel lights, etc.

d. The "back and forth energy" from the last session was further perceived as "blocks" of energy emitting from a fixed point in irregular patterns of block length and time. Up close, the blocks appear to be light green back and forth lines packed very tightly within a slightly darker green background.

29 AUG 88

1313 HRS

Ft. Meade

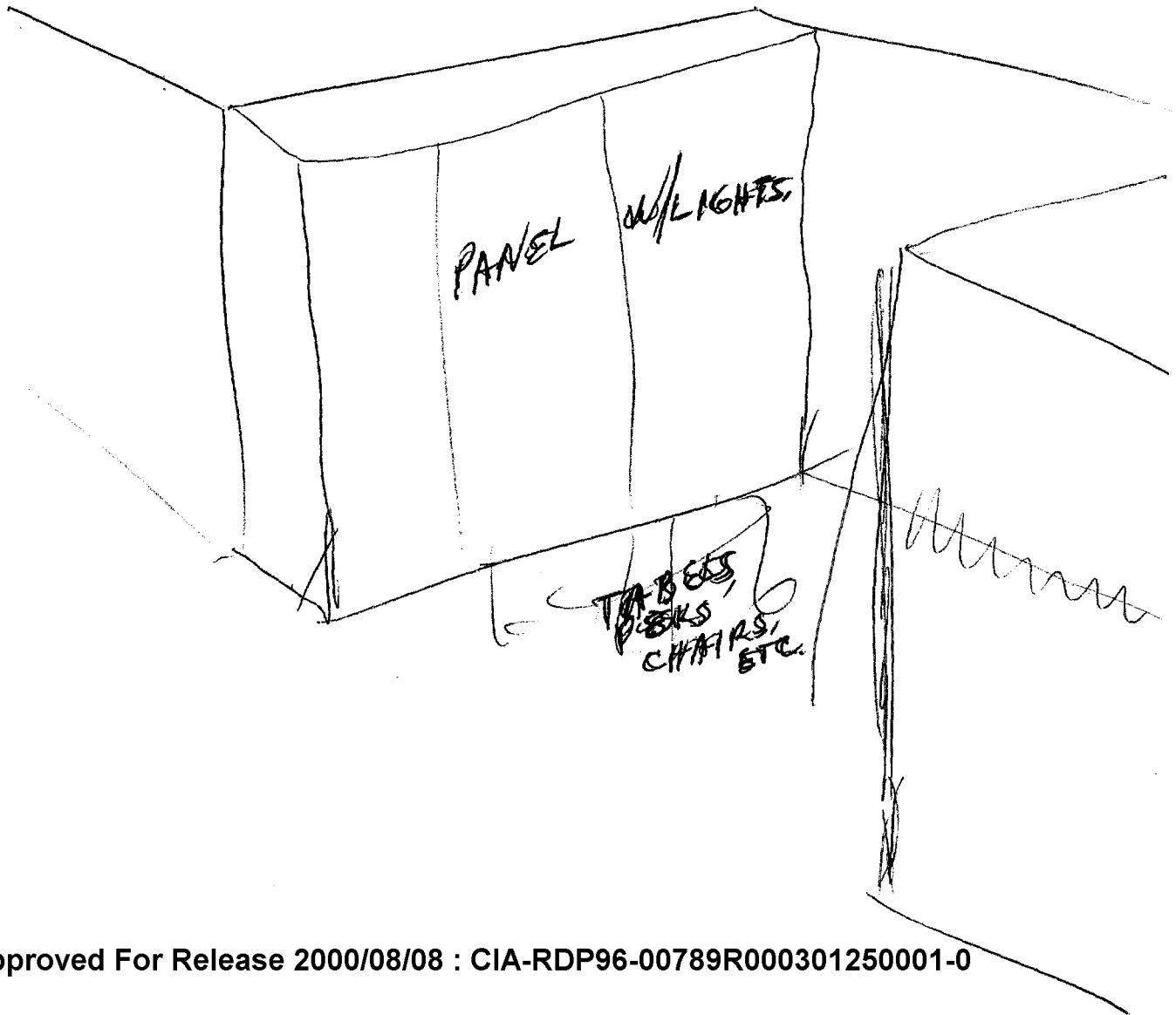
011

P.I. None

A.V. ~~None~~ None

EDITED FROM LAST SESSION:

"PANELS W/ LIGHTS WERE IN A SMALL AREA OFF A LARGE ONE"



LARGE OPEN AREA

2

S2 D M 07 T i acr a/s
(PANELS)

BLACK
TALL
SOLID

OLD
OLD STYLE

WIDE
FRONT
THICK

IGNORING IT

POWER
CONTROL
MONITORING
REGULATING

AL BK
MISSED THAT
IT'S SO OLD
LOOKING

3

SS:

"
" OLD-LOOKING"
PRIOR ORIGINATIONS

BLACK
HEAVY-DUTY
HEAVY
THICK
LARGES
WRINKLED PAINT
ROUND LIGHTS
LARGES LIGHTS
LARGES KNOBS
FEW KNOBS
TURN KNOBS.

(4)

SZ D O I O T , OR MS.

NOW
CLEAN

CONF BAK
"PANOZ" HAS EVERY
APPEARANCE OF BEING
THE OLD-STYLE OF HEAVY-DUTY
ELECTRIC EQUIPMENT,
BUT APPARENTLY CLEAN
& NEW.

S 4 1/2 | IMPRESSION THAT THIS IS
ELECTRIC EQUIPMENT, NOT ELECTRONIC.

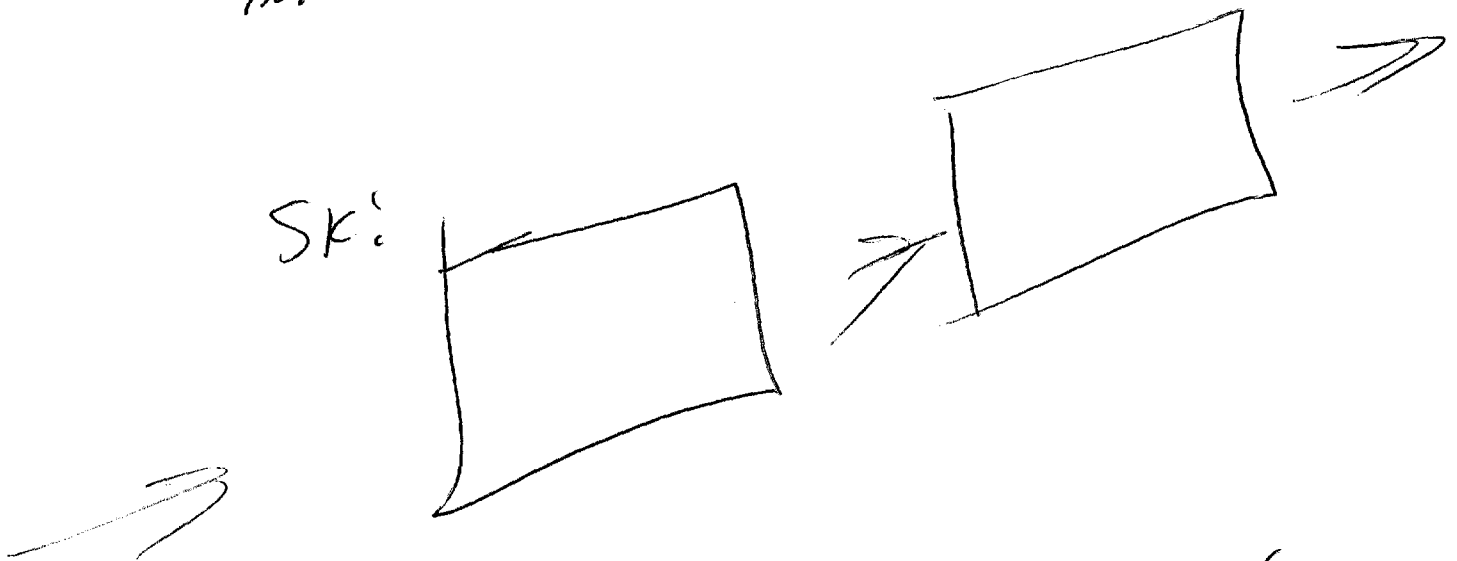
I.E. EQUIPMENT FOR HANDLING
ELECTRIC (POWER), NOT ELECTRONICS

ADS
POWER SUPPLIES.

5

SZ D A1 E1 T I AOL A/S
(BACK OF PORTH ENERGY)

LEADON
SPARKY LEADON
INTERMITTENT



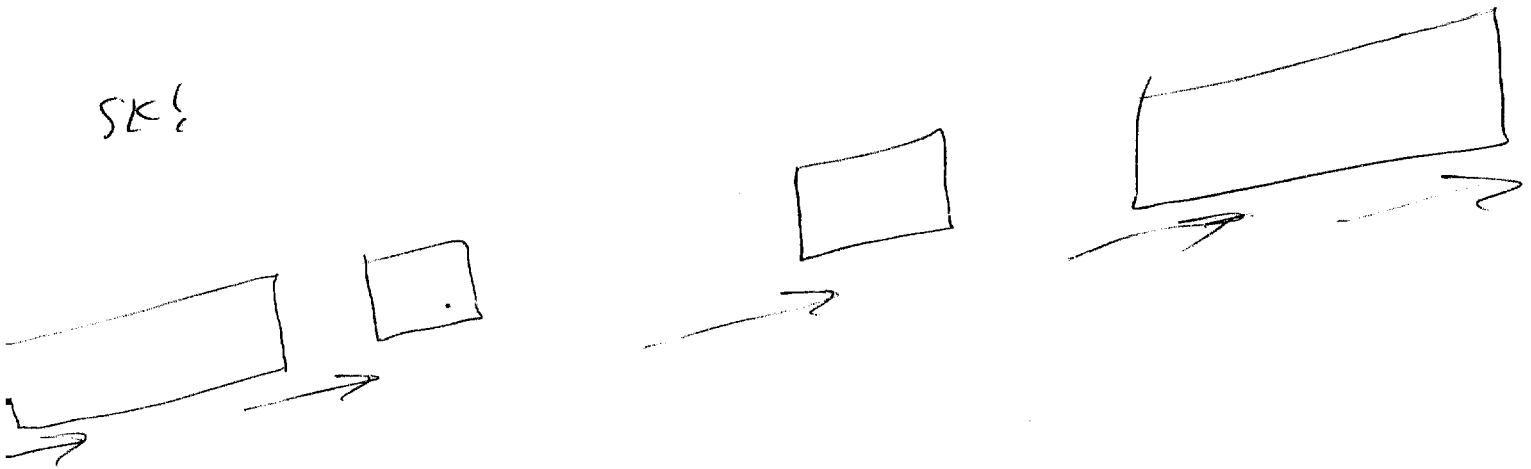
MOVING

DIFFERENT SIZES

A/S
BLOCKS



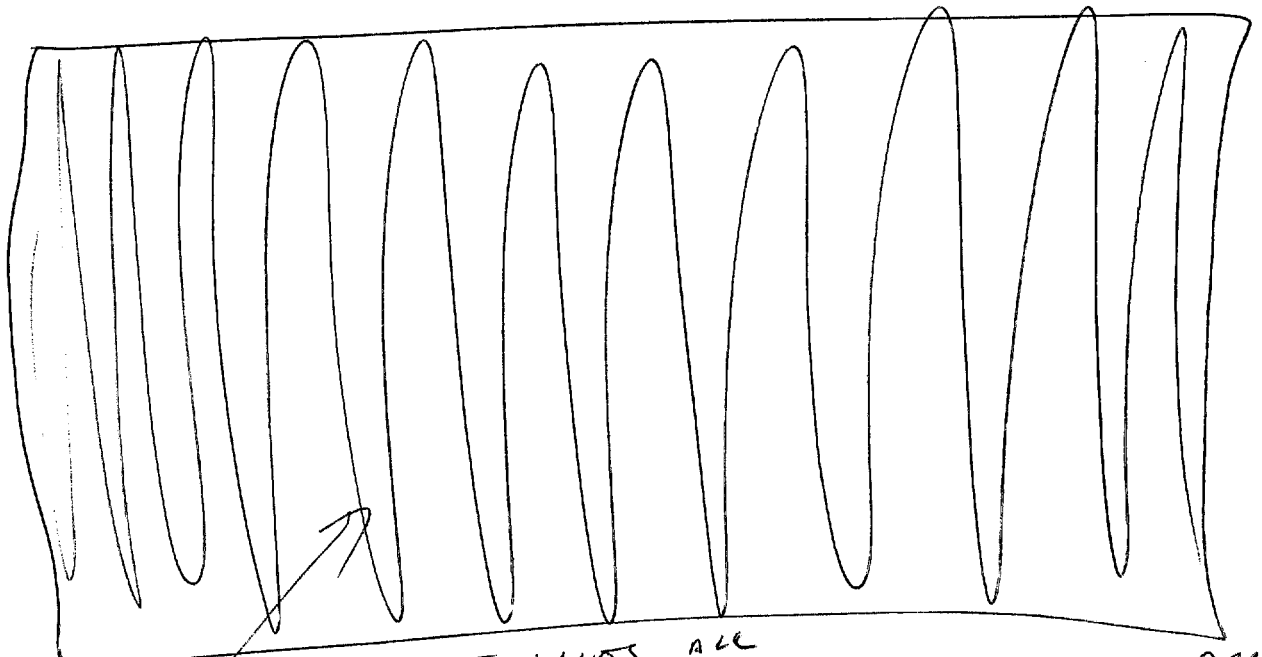
SK!



"BLOCKS" MOVING AWAY
AT DIFFERENT INTERVALS

?

SK!



VERY LONG THE 1403 ALL

BULK RADIO SIGNAL

S4 1/2 VISUAL: "LINES" IN THE BLOCK
AND LIGHT GREEN IN A NOT-AS-LIGHT
GREEN "ENVELOPE" (BLOCK).

MOVE BACK TO THE POINT.

S2 ① ② ③ T NOT A/S.
(SOURCE OF ENERGY)

~~ROUND~~ ROUND
BOLD
LINE

VISUAL: ALL BACK
CONSTRUCTION
BOLD STRUCTURE.

(SOURCE)

ACROSS
DOWN


8

S2 0 00 02 T 1 on of

below
off to side

54 1/2 STRONG IMPRESSION OF ~~SEVERAL~~
ENERGY SOURCE BORN IN THE SAME
STRUCTURE, BUT AT A LOWER LEVEL.

ONLY ONE PART OF THE POWER



- 54 1/2
- ① BRANCHING OFF DIRECTLY
 - ② RUNNING TO MOTOR
 - ③ RELAY + CIRCUITS CONTROLLED
 - ④ GROUND INTO (AER) (COMMON) FLOOR.
 - ⑤ ~~SEVERAL~~ DISTANT CONTROLLED PARALLEL CIRCUITS.

8

S4 1/2

IMPRESSION THAT THIS IS ONLY ONE PART OF THE WALL OF PANELS, BUT THAT THE OTHER PARTS ARE REDUNDANT TO THIS ONE.



CONF. BAK (4) SEEMS TO "GROUND" DIRECTLY INTO THE CONCRETE FLOOR, WHICH WOULD NOT HAPPEN WITH A LOCAL ELECTRIC SUPPLY. LOCAL SUPPLY "GROUNDS" INTO METAL.

POWER NETWORK GRID.

A/S.

VISUAL: VOLT LARGES CAPACITOR/COIL SETUP.

SESSION END: 1353