

SECRET/NOFORN

PROJECT SUN STREAK

WARNING NOTICE: INTELLIGENCE SOURCES AND METHODS INVOLVED

PROJECT NUMBER: TRAINING SESSION NUMBER: 1
DATE OF SESSION: 26 JUL 88 DATE OF REPORT: 27 JUL 88
START: 1338 END: 1436
METHODODOLOGY: CRV VIEWER IDENTIFICATION: 025

1. (S/NF/SK) MISSION: To access and describe the target, paying close attention to proper CRV structure.
2. (S/NF/SK) VIEWER TASKING: 6-digit encrypted coordinates: 285001/402729.
3. (S/NF/SK) COMMENTS:
 - a. Inclemencies: none reported
 - b. Viewer 025 got all gestalts of the site immediately in Stage 1, and progressed quickly to Stage 2.
 - c. 025 began experiencing strong site contact in Stage 2, and began getting upper-level impressions. Concern for the site drew 025 into several structural errors, but the monitor (018) generally kept 025's attention on proper structure, as much as possible.
 - d. Stage 3 impressions were pressing in on Stage 2 performance, and 025 was allowed to proceed very quickly into Stage 3. Stage 4 impressions began flooding into Stage 3 performance, and were handled as much as possible as ADL breaks.
 - e. The main problem experienced in this session was that a strong site contact was almost immediate. The information was coming to 025 so quickly, so well, and so forcefully, that it was difficult to fit it into the

1 encl: Session Transcript

HANDLE VIA SKEET CHANNELS ONLY

SECRET/NOFORN

CLASSIFIED BY: DIA (DT)
DECLASSIFY: OADR

This document is made available through the declassification efforts
and research of John Greenewald, Jr., creator of:

The Black Vault



The Black Vault is the largest online Freedom of Information Act (FOIA)
document clearinghouse in the world. The research efforts here are
responsible for the declassification of hundreds of thousands of pages
released by the U.S. Government & Military.

Discover the Truth at: <http://www.theblackvault.com>

structure of the lower stages. Had this happened on a real site, rather than in a session to train proper structure, I would have probably moved O25 immediately into a higher stage, bypassing much of the work in the lower stages. O25 experienced and realized the difficulty of slowing the signal line down, and even expressed it at one point. The ability to handle this problem will probably only come with time, practice, experience, and an understanding that the site is not always the most important aspect of a session.

- e. No additional session was held for Stage 4 training.

025
26 July 1988

Summary

In stage one, I objectified a water, land, and structure interface. The stage two interpretations included red, black and white colors, smooth textures, and S-shaped structures on a hot site. I was under the impression that separate components were put together. Then I concentrated on separate structures and declared that something was raised and flat with dipping and diving motion. At this point, a symbol came to mind where round circles were sketched (on pages 5 and 6). The interim summary was that the structure has metal circular elements which are dense, smooth, and thick (tubular) with air in the center. I determined, at this point, that I was inside one of these objects which involved technology. It reminded me of a torpedo encasing. In the air chamber within the metal circular objects something, if released, can occur (motion) which is fast, gushing and powerful. Refer to the diagrams on pages 12-14. Following the session, I was thinking about an aircraft carrier which made me believe that this site is affiliated with a large body of water and possibly aircraft.

SG1A

Approved For Release 2000/08/08 : CIA-RDP96-00789R001400070001-9

Approved For Release 2000/08/08 : CIA-RDP96-00789R001400070001-9

AV-mone
PI-mone

025
26 July 1980
1338
E. Meade

285001
402729

A. upward
down
B. water

285001
402729

A. upward
around
B. water

2

285001
100129

A. covered
upward
from male
D. structure

S-2

Red
Black
white
green
cyan
5. Shaded

3

S-2
Ph
ckhd

AOI-Bk
separate
components
put together

PT-Break
skip pen
at throat
Hand/eye

28500/
402729

A. [unclear]
[unclear]
[unclear]

4

S-2

~~revised~~
~~for~~
improvement during
action


28500
102729

~~revised~~
~~for~~
improvement

S-2
~~revised~~

AOI-B
Action

5




fall

Not a ~~wide~~ wide as
his tall

Stage 3

*Att-Bk.
Olympic
Symbol*



Interview Summary - ~~with~~
~~Land Structure Intelligence~~
~~Structure No~~

circles elements were
on down street and
all these were taken
appear in the photograph
An ~~in~~ ^{the} middle of circles
two something ~~of~~ ^{of} circles
can get through center

FOT-BC
metal one

8

28509
402709

A. [unclear]
[unclear]
[unclear]
[unclear]
[unclear]

S-2

Blue
yellow
methyl ester with some AL-B

S-2


~~white~~
New technology small
New material ~~white~~
~~white~~
trick
Dept

10

[Handwritten signature]
[Handwritten signature]

AOL-BK
since its
actual
management
has been
[unclear]

//

A large, stylized handwritten signature in black ink, located in the upper right quadrant of the page. The signature is highly cursive and difficult to decipher, but it appears to consist of several overlapping loops and lines.

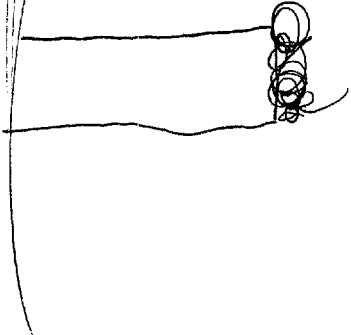
12

Handwritten notes on the left side of the page, possibly including a name or title.

Handwritten signature or name in the center of the page.

subside view


B



*Foot-Bk
used
at one
point
in
the
view*



14



15

Circular structure
from [unclear]
[unclear] [unclear]
[unclear] [unclear]

AT-BK
[unclear]
[unclear]

AT-BK
[unclear]
[unclear]
1936

[unclear]