

REMOTE VIEWING SESSION DATA

*
* Remote Viewer : LB 014
*
* Interviewer : GL 062
*
* Observer(s) : NOPE
*
*
*
* Date : 09/26/86
*
* Starting time : 0948 hours, local
*
* Site # : ~~1100~~ 0170
*
* Site Acquisit.: CRV ~~CRV~~ PRV ARV BRV Other _____
*
* Working Mode : GT HEM Other ERV
*
* Feedback class: A B C
*

*
* Ending time : 1100 hours, local
*
* Notes : MANY GOOD + VALID EEI - NO DEFINITION
*
* Highest stage : N/A VI
*
* Evaluation : -
*

*
* Actual site : F.F. MENDO Post LIBRARY
*
* RV summary : OUTSIDE AREA DESCRIBED WELL + ACCURATELY
* : INSIDE LIBRARY NOT DETECTED.
* : _____
*

This document is made available through the declassification efforts
and research of John Greenewald, Jr., creator of:

The Black Vault



The Black Vault is the largest online Freedom of Information Act (FOIA) document clearinghouse in the world. The research efforts here are responsible for the declassification of hundreds of thousands of pages released by the U.S. Government & Military.

Discover the Truth at: <http://www.theblackvault.com>

~~CONFIDENTIAL~~/NOFORN - SKEET CHANNELS ONLY

PROJECT SUN STEAK (U)

BEACON TRAINING SESSION

WARNING NOTICE: INTELLIGENCE SOURCES AND METHODS INVOLVED

DATE: 26 SEP 86

SITE DOWSE: Target is
11,000 FT NW of
indicated dowsing point

TARGET: 0170

OUTBOUND TEAM : 1) CS

2) PS

INBOUND TEAM: 1) 018

SG1J

2)

[REDACTED] GS-12, Interviewer

MISSION EVALUATION: 2

1. (C/NF/SK) PROTOCOLS:

a. The Remote Viewer was introduced to the Outbound Team (OBT) at 0900 hours, 26 Sep 86. Following this "warm-up meeting both the OBT and the Inbound Team (IBT) were restricted to the area of the unit operational facility with orders not to discuss the particulars of the upcoming mission. During this "restricted" period neither the OBT nor the IBT were permitted to make or receive outside telephone calls or to meet with other members of the unit. The OBT was reindoctrinated on the need to maintain the integrity of this mission by not varying the purpose of the trip to the site to tend to personal needs, e.g., errands, refreshments, etc.

b. At 0930 hours, the actual target, (sealed within an envelope) was provided to the OBT at which time they were permitted to depart the area enroute to the target. Their verbal tasking was as follows:

(1) Do not unseal the envelope until you have moved out of the immediate viewing area of the unit.

(2) Go directly to the target area and remain in the general area (by driving around the block if necessary) until exactly 1000 hours.

(3) At 1000 hours, position yourself at the target area and perform any actions normally associated with the functions of the target, e.g., bowl at a bowling alley, purchase refreshments at a snack bar, etc.

(4) Remain on site for a minimum of fifteen minutes or longer but only if a longer period of time is required to finish a function of the building such as finishing a cup of coffee or similar purchase, etc.

(5) Following this fifteen minute mandatory visit to the site, return immediately to the unit area.

(6) After arriving in the unit area, the OBT is not to discuss the target or events that occurred at the site with anyone in the unit. When the IBT has finished the post-session phase of the mission (sketches, summaries, etc.) the OBT and the IBT will proceed back to the target area, still without comments pertaining to the actual mission.

(7) At the target site, the OBT will retrace their movements at the target while being followed by the IBT. When the target (or specific items at the target) are recognized by the Remote Viewer, he/she will so state with a brief explanation or reference to the data collection phase, if necessary.

(8) Following this second visit, both the IBT and the OBT will return to the unit area at which time the OBT will be released and a general feedback session will be provided to the Remote Viewer.

c. The Interviewer will be responsible for collating the data obtained from the entire session, (session information, post-session interview and on site visit), and from the data an overall evaluation will be given pertaining to the success of this mission based upon the relevance of the material provided and later substantiated. The guidelines for this evaluation will be on a 0-7 point scale of target/data correspondence. This scale is as follows:

7 = Excellent correspondence, including good analytical detail (e.g., naming the site by name).

6 = Good correspondence with good analytical information (e.g., naming the function), and with essentially no incorrect information.

5 = Good correspondence with unambiguous unique matchable elements and little incorrect information.

4 = Good correspondence with several matchable elements, but some incorrect information.

3 = Mixture of correct and incorrect elements, but enough of the former to indicate viewer has made contact with the site.

2 = Some correct elements, but not sufficient to suggest results beyond chance expectation.

1 = Little correspondence.

0 = No correspondence.

In addition to the numeric scale of evaluation, the Interviewer may opt to provide other comments on the target/session correspondence as necessary in narrative form. All of this material is then provided to the Remote Viewer for future references and/or discussions with the Interviewer since the material in these reports will be used as the basis for additional skills training, if required.

2. () SESSION RESULTS:

a. () Source had no apparent difficulty reaching a proper hynagogic state of consciousness utilizing self relaxation techniques. Source did not verbally indicate an "arrival at sanctuary", the term for a mid-zone hynagogic state. In post session interviews Source indicated that he had acquired snactuary but had some questions concerning this concept which may have caused him to overlook the necessity of notifying the interviewer.


b. () Source reported data on trees, openness, bareground "like a trap in a golf course," and impression of a tree with leaves and/or branches hanging loosely. A reference was made to the hanging impression of California Palm trees. He further described a curved man made object with perhaps two levels. The post session sketches indicated this impression resembled a counter top with an overhead cowl or vent. In fact, in session Source reference this item to an outdoor food vender.

c. () The target, the Ft Meade Post Library, is surrounded by well kept grass lawns and hanging fir and willow trees. It is adjacent to Burba Lake Park which has numerous rolling hills and depressions, the openness, and of course the small lake, may have driven an analytic impression of a golf course, as referenced by the "golf course sand trap". The interior of the library and its distinctive gestalts, books, papers, records, etc. was not described however, the description of the "hot dog stand" closely resembles the curved reception and check-out desk at this facility although no overhead cowl is present.

d. () Based on the above analysis it is the impression of the undersigned that Source probably acquired the area around the target but did not acquire and/or report on the interior of the library. This would constitute an only marginally successful mission.

SGFOIA3

C



BEGIN: 0948

INCLEMENCIES:

(1) PERSONAL: NONE

(2) EXTERNAL: NONE

SANCTUARY: (NONE)

(See 0953 below)

START: 1000

FRONTLOAD:

"BEGIN your relaxation exercise. Don't short change this portion of the session. attempt to relax your whole body to include any areas of personal discomfort such as your legs or back. SIGNAL your arrival at sanctuary"

PRE-STATEMENT - "I need to talk to you about sanctuary after the session"

0953 - Visuals of motorcycle helmets I can't get rid of. No sanctuary.

→ Describe the area where paul [redacted] are located.

SG1J

★ (Sort of) slight rise in ground, grass, trees, open, bare ground, (like) a golf course

→ Tell me why you call it a golf course

★ (like) a golf course, bare areas,

→ Activities

★ (looks like) some tall brown thing, wispy feel to it, shaggy
look at something

→ Describe this brown thing further

★ seems man made

Approved For Release 2000/08/08 : CIA-RDP96-00789R001400600001-0

→ Continue to describe this thing

★ dark at the base, seems tall, skenny beside something else, things hanging on it -

→ Why do say it has a crispy feeling

★ feels like paper or dead leaves, thick feeling shaggy

→ Shaggy, raw data

★ Oh.... irregular edges, strips, like tears or open spaces in it, uneven

→ What is beside this thing

★ Some things dark, big, round, curved. looks like two levels. Upper level eyeball height, kinda shiny, metallic, plastic look,

→ other level

★ not as sloped - top level seems sloped, bottom, curved but not as sloped. Doesn't evenly join the top. seems to be some kind of flowers around

→ Describe those things you call flowers

★ yellow, delicate, some delicate, some like curved spikes, curving up.

SG1J

→

Approved For Release

DP96-00789R001400600001-0

→ what makes you say that

☆ Warmth from one direction, sunshine, they are beside something, seems to be like shrubbery or bush. manicured feeling, taken care of, two level thing -- top seems to hang over the bottom - AOB hot dog stand or something like that. Smell of dirt -

→ other activity

mosquito bites -

☆ Fighting PI - something just bit me - I think I got bit by a mosquito

SG1J

→ Find Paul [REDACTED] again

☆ looks like Paul is holding something, maybe paper, maybe the envelope

→ Describe the thing he is holding

☆ Brown, curved, like the wind in moving it. Seems to be windy -

→ → → too much PI → END of session

MY SUMMARY:

BEFORE GETTING TO "SANCTUARY", I BEGAN TO
 GET STRONG VIBRATIONS OF A MIGHTY MOTORCYCLE
 HOLMST, THEN THE MOTORCYCLE, WAITING (BEHIND) / BESIDE
 TREES, AS TRAFFIC PASSED BY. FINALLY SAW 3 OR
 4 SUCH FIGURES.

SG1J

WHEN PROMPTED TO ~~WRITE~~ DESCRIBE THE AREA
 WHERE PAUL [REDACTED] WERE LOCATED, I HAD A
 VISION OF AN UNDEVELOPED "RURAL" AREA WITH
 TREES IN THE DISTANCE, AND AN AREA WHICH
 WAS BARE GROUND (AOL; LIKE A SOLDIER'S
 SAND MAP) THERE WERE "SPIKES" OF
 PLANTS ON TO BOTH SIDES.

LOOKING AROUND, I FOUND A
 "SHAGGY" - LOOKING LIGHT BROWN "THING" WHICH
 AS THOUGH IT WERE A POLE WITH A
 OF HANGING, DEAD LEAVES. SEEMED TO BE

BESIDE IT WAS A LARGE, OVAL, "THING"
 WHICH HAD TWO PARTS. THE UPPER PART
 WAS CURVED & SLANTED BACK, THE LOWER PART
 WAS CURVED, BUT NOT SO SLANTED. THE
 LOWER PART DIDN'T FIT WELL UNDER THE UPPER.
 THE WHOLE THING SEEMED TO HAVE A METALLIC/
 PLASTIC TEXTURE.

SAW SMTHG IN PAUL'S HAND WHICH SEEMED
 TO BE THE "ASKING" ENVELOPE.

MOTORCYCLE HELMETS




TRAFFIC



OR
-
-
-
-
SOLID
(

←
FACING
LEFT.



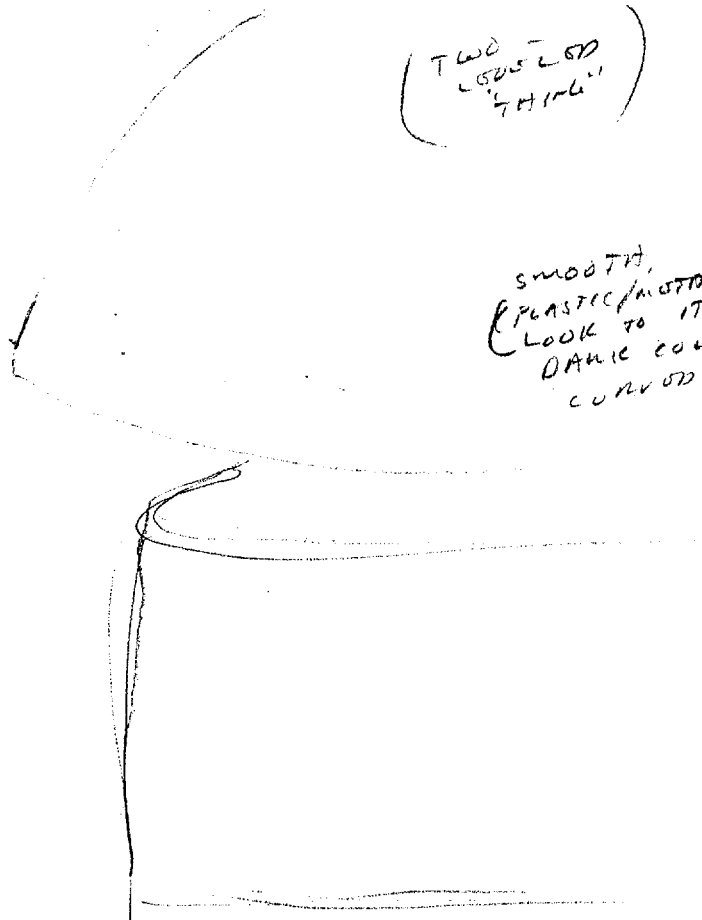
(3)



TALL BROWN
THIN

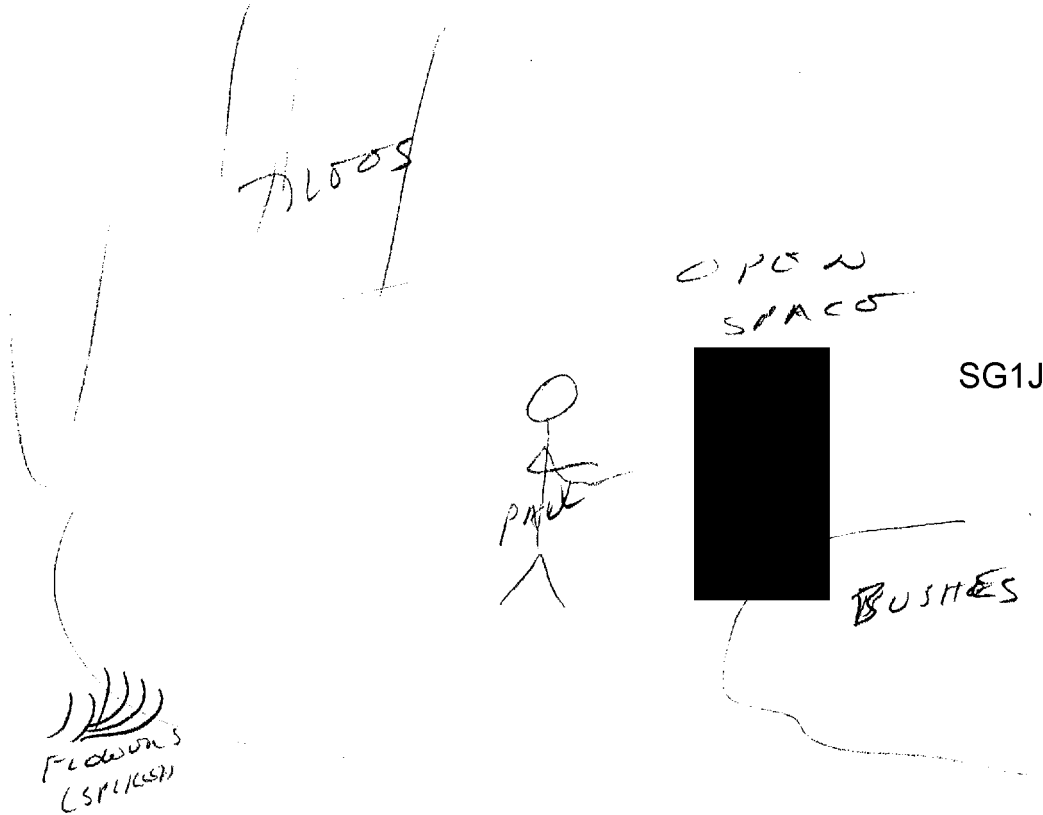
(TWO
LEDS
THIN)

SMOOTH,
(PLASTIC/METAL)
LOOK TO IT
DARK COLOR
CURVED





Flowers



Flowers
(LADY FINE)

Target Number: 0170

Target Description: Fort Meade Post Library located off Llewellyn Ave. (see map)

Instructions to Outboard Team:

Arrive at the target at or immediately before the designated time. The Post Library opens at 1000hrs on weekdays. Enter the library and look around the various areas. Notice the research area, the reading areas, and all other "areas". Look for a specific book or sit in one of the areas and read. "Be There"; do what you do in a library. Stay there at least 15 minutes.

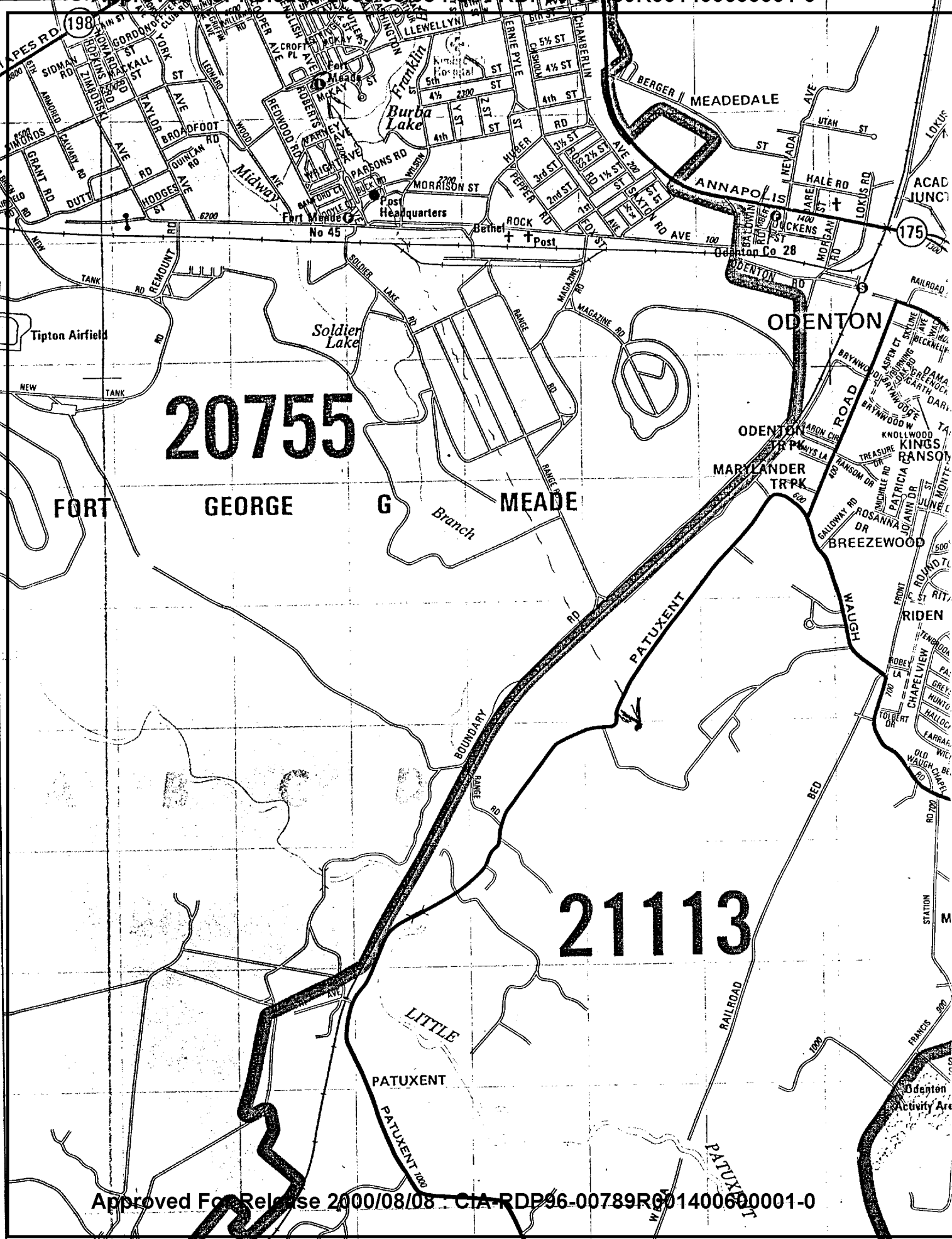
Cover Story: none

460,000 FT

39°05'00"

450,000 FT

Joins Map 11



20755

FORT GEORGE G MEADE Branch

21113