



REMOTE VIEWING SESSION DATA

* Remote Viewer : LB *

* Interviewer : BR *

* Observer(s) : _____ *

* _____ *

* _____ *

* Date : 21/10/85 *

* Starting time : 1334 hours, local *

* Site # : 733 *

* Acquisition by: CRV ERV PRV ARV BRV Other _____ *

* Working mode : GT HEM Other _____ *

* Feedback class: A B C . *

588010
626216

* Ending time : 1456 hours, local *

* Notes : NO PJ, AV. *

* Highest stage : 3 *

* Evaluation : + *

* Actual site : GOLDEN GATE BRIDGE *

* RV summary : PAGE 25 SUMMARY. SCENE PAGE 21 *

* _____ *

* _____ *

This document is made available through the declassification efforts
and research of John Greenewald, Jr., creator of:

The Black Vault



The Black Vault is the largest online Freedom of Information Act (FOIA) document clearinghouse in the world. The research efforts here are responsible for the declassification of hundreds of thousands of pages released by the U.S. Government & Military.

Discover the Truth at: <http://www.theblackvault.com>

FT. MEADE
21 OCT 85
1334 HRS.

SG1J

588010
626216

mess BAK.

588010
626216

A: RESIN C
CONCRETE C
HTA C
METAL C
SMOOTH C

B: _____

588010
626216

A: ACROSS
KIND
SMOOTH
GIVEN
FLAT
B: STRUCTURE C

SZ!

SMOOTH C
HTA C
METALLIC SOUND C
DULL SOUND PL

AD - BAK.
LIKE CONCRETE
ON PAINTED
CORNER ON
METAL

DARK COLOR PC
DULL COLOR
DULL
SMOOTH

ALL BAK.
NOT AS NOISEY
GENT BAK
CAN'T ID SMOO.

588010
626216

A: ACROSS
SMOOTH
MANMADO

B: STRUCTURE

A: COATED
DOWN
SMOOTH
UP

B: STRUCTURE

S2: TALL C

SMOOTH TALLS ~~CPB NOT BAK~~

TALL PL

588010
626216

A: RESIN
UP
MANMADO

B: STRUCTURE C

ALL BAK.
"SPRING" FEEL
LIKE METAL.

S2:

VERTICAL C

CURVING C

UP C

SMOOTH C

DARK PL

BLACK PL

BLUE/BLACK PL

ROUGH C

ALL BAK
LIKE RUST PART

TALL C

VERTICAL C

TALL C


3

SB' STRUTS SY
CLOSED-IN PC

FOR BULL
E/FOR TWR.

ROUND PC
WIDOW C
SLOPING C
CONDUIT C
STRAIGHT-ACROSS C

ALL SL.



POINTED PC
HARD
ROCK
LIGHT COLOR C
TEXTURED C


ALL BRICK
SEDS ON
CONCRETE

SEGMENTED C
WIDOW C
TALL C

AT BRK
PROXY!

4


SZ: COUNNERED PL
EOLSS SF
TALL C
THIN C



ADL BUN.
ROCKOT



THIN
THIN
WIDE
VERTICAL
CURVING
SLOPING
STRAIGHT ACROSS

FLAT
SEGMENTED
TEXTURED
CLOSED-IN
POINTED
CONJUNCTION.



FOR SPICE
ST. LOUIS
AREA.

6




ADZ BUC
OASW AHA
MUSIC PLACE

2



8




NEW DUK
DRIVE-IN
SCREEN
NEW DUK

9

B16

10




TL



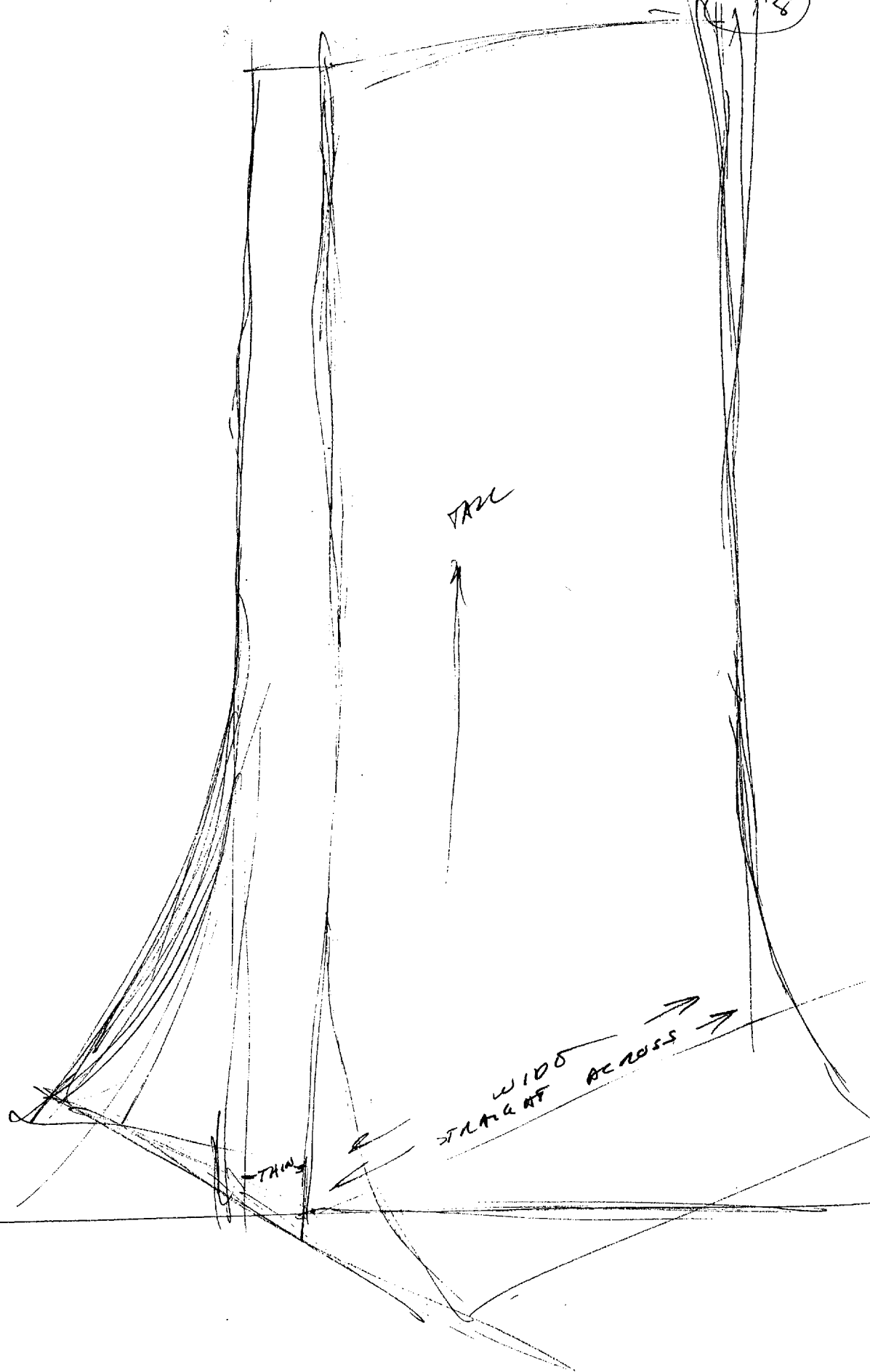
ALL RAC,
XMITTING TWR.

(12)



see p. 11.
WASH. MET.

28



ADL BKV
LHAWD COOLSO
PDM

ADL PK105
PDM

13


THIN
LONG

STRAIGHT ACROSS
W100

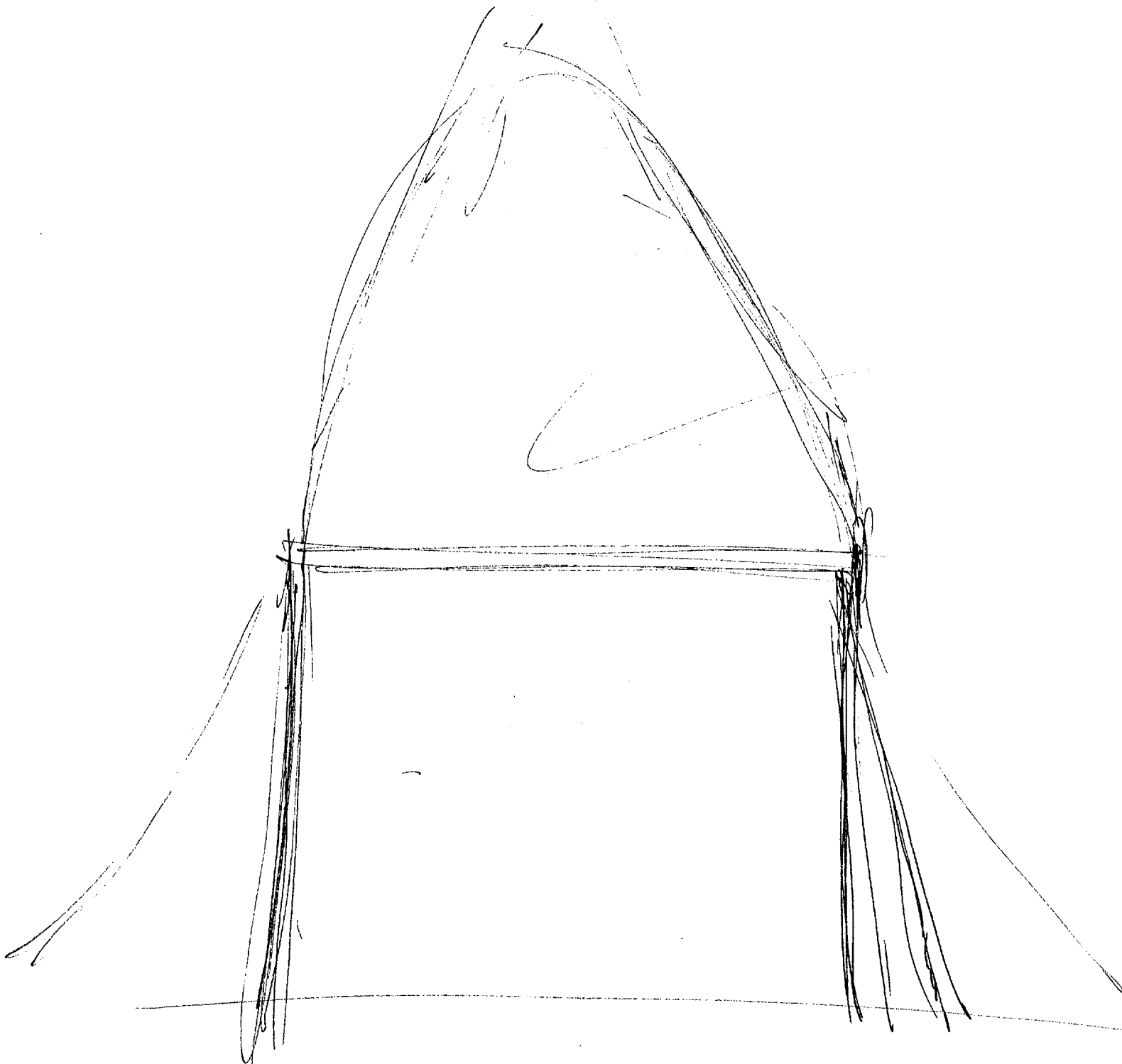


ADL MBE
C660154


12



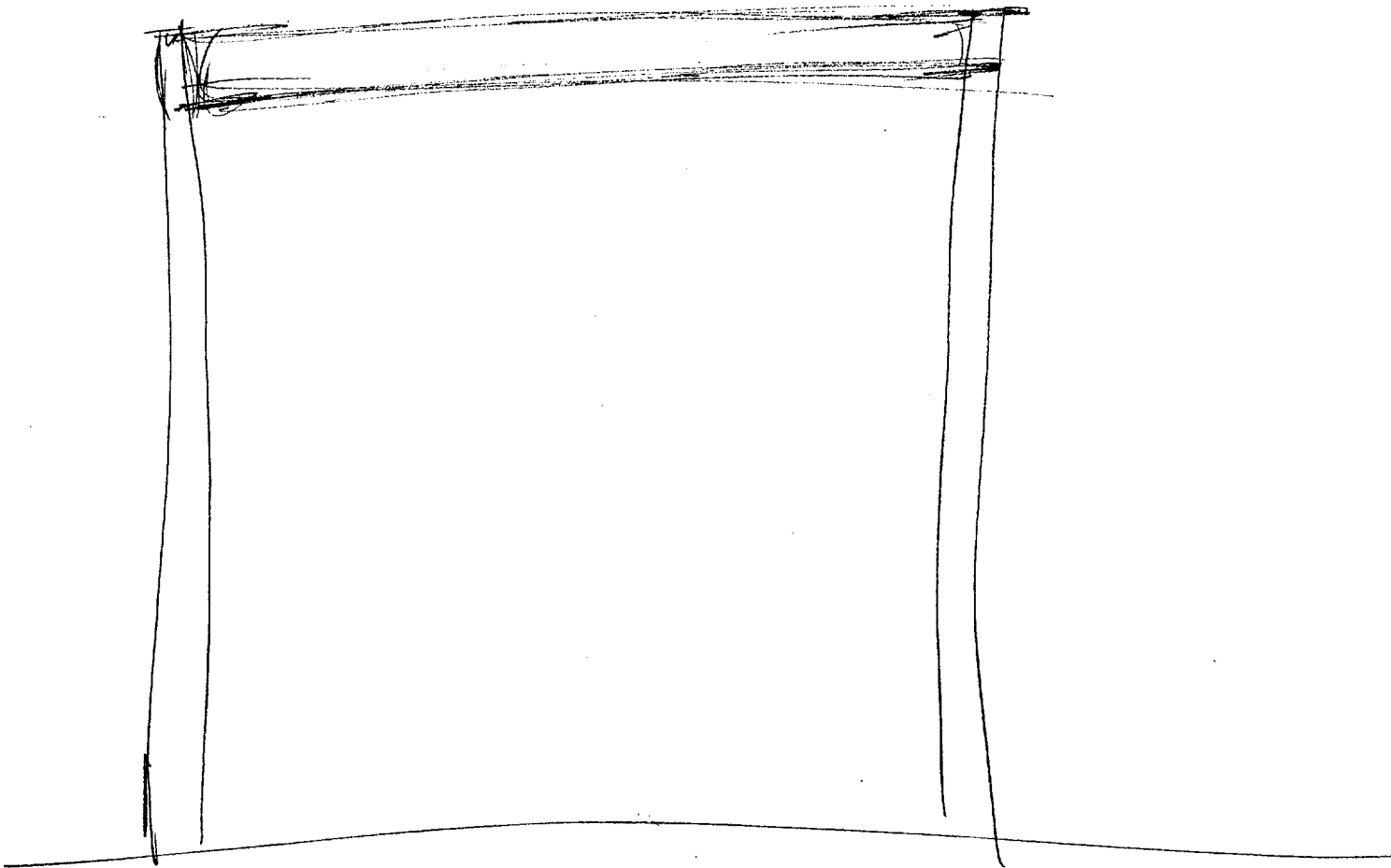
AOZ BRK
OBSERVATIONS.



17



ALL OK
SHINTO LATE



S2:

METALLIC C
SMOOTH C
HARD C

HOLLOW SOUND C

COOL PC

LIGHT/DARK PC
CONTRAST

EMPTY CFB

HOLLOW ~~PC~~

NOT STRONG ~~PC~~

DARK BLUE N

VERTICAL C

SMOOTH C

POWDERY SMELL CFB

COOL AIR C

VARYING TEMP. PC

COLD SPOT PC

TALL C

VERY TALL C

DARK PC

COOL

HIGH C

ALL DARK
TASTE
TEMP.

QUIET CFB

STILL CFB

SOMETHING DOWN & LOW C

OPEN C

WAST ~~PC~~

(22)

SZ: DARK. C
 DARK INSIDE CFB
 CLEAN PL
 STRANGE SOUNDS PC

ADL BUK.
 LIKS MONKS

CORNER C
 HIGH C
 PLAIN CFB
 GASES N
 BUS N
 CASH (TAN) N

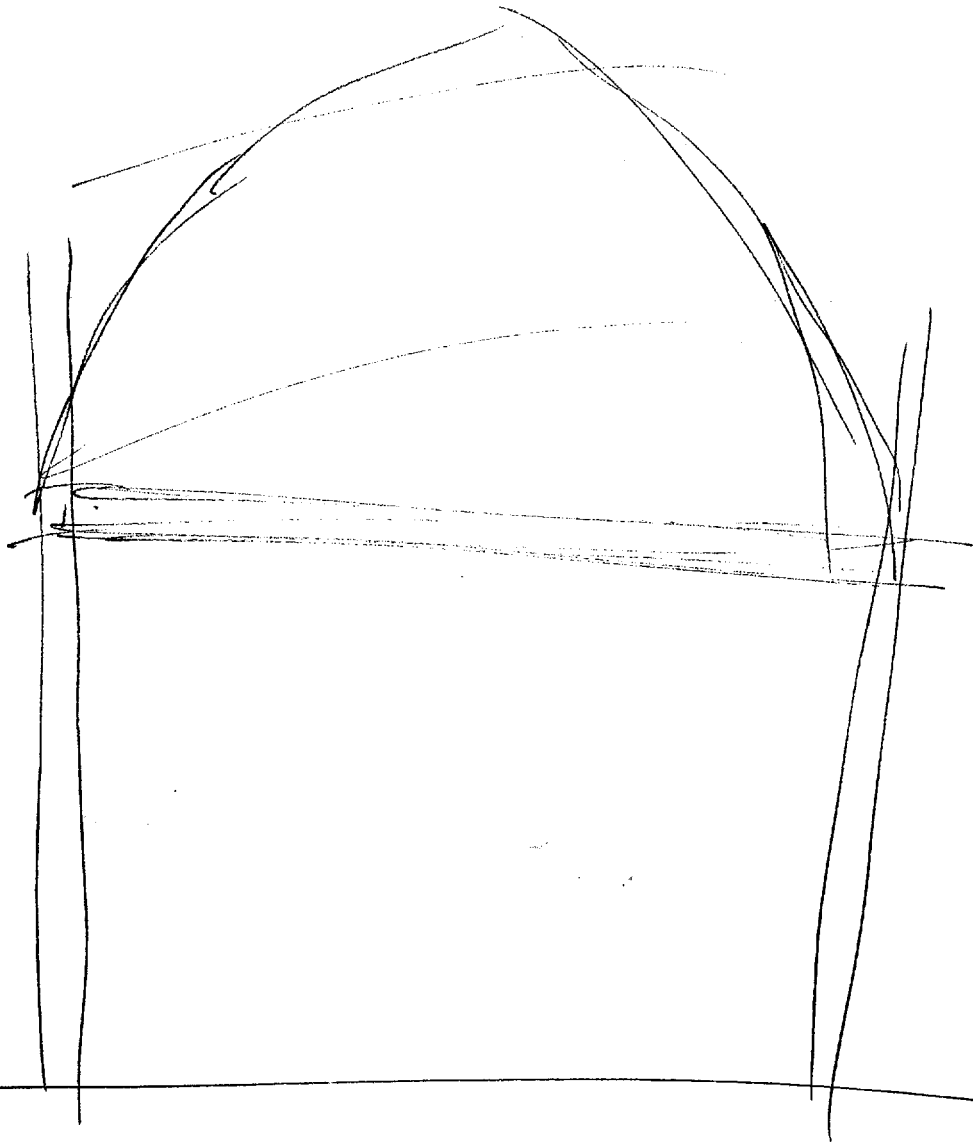
ADL BUK.
 TAJ MANTZ

COOL C
 STILL AIR PC

ADL BUK
 ANIMALS
 ADL BUK
 STRANGE SOUND


~~STRANGE SOUND~~

23



AKL AMK
FOOTBALL
FIELD
ACL AMK
WICKY NOT

24



ALL WORK
~~WORK~~
LONDON BRIDGE
MRC
CALDON GATE

25

SUMMARY: SITE IS A BRIDGE, W/ TALL
VERTICAL SUPPORTS + CRAWLED UPON PLATFORMS.

SITE SMD
1456

Site 733

GOLDEN GATE BRIDGE

The second largest suspension bridge in the world. It spans the golden gate-a mile wide straight between the Pacific Ocean and the San Francisco Bay-and connects San Francisco with Marin County to the North. The bridge has a 4200 foot main span, second only to the Verranzo-Narrows Bridge in New York Harbor, and a total length of 8,981 feet. The \$35 million dollar structure was started in 1933 and opened in 1937. Joseph B. Strauss was the chief engineer and Othmar H. Amman (q.v.) was a consultant.

The two steel towers of the bridge, each 746 feet high, are the tallest bridge towers in the world. The towers, painted bright orange, support two cables, 36.5 inches in diameter, spaced 90 feet apart. The pier supporting the south tower is founded on bedrock 100 feet below the water surface. The pier, built 1125 ft from shore, is exposed to ocean storms and strong tidal currents. The bridge carries a roadway, 60 feet wide, divided into six lanes for vehicular traffic and there are plans to add a second lower deck. The view from the roadway about 250 ft above the water is spectacular.