

SECRET/NOFORN - HANDLE VIA SKEET CHANNELS ONLY

PROJECT SUN STREAK (U)

WARNING NOTICE: INTELLIGENCE SOURCES AND METHODS INVOLVED

PROJECT NUMBER: 0061A SESSION NUMBER: 1
DATE OF SESSION: 29 JUN 88 DATE OF REPORT: 1 JUL 88
START: 1056 END: 1141
METHODOLOGY: CRV VIEWER IDENTIFIER: 025

1. (S/NF/SK) MISSION: Stage 3 training, with the objective of moving the trainee into and around the interior of a structure. Site was the cathedral at Lourdes.
2. (S/NF/SK) VIEWER TASKING: Coordinates 6121/0483. After acquiring the necessary Stage 3 contact, 025 was moved into the structure and instructed to concentrate upon only the "floor plan".
3. (S/NF/SK) COMMENTS: 025 experienced some initial difficulty staying inside the structure, the tendency being to move back out where the perspectives are more familiar. Nevertheless, the viewer had no other trouble with this new CRV experience, and performed extremely well on the task (see Stage 3 sketch of floor plan, pp.14-15).
4. (S/NF/SK) EVALUATION: [4]

SG1J



SECRET/NOFORN - SKEET CHANNELS ONLY

CLASSIFIED BY: DIA-DT
DECLASSIFY : OADR

This document is made available through the declassification efforts
and research of John Greenewald, Jr., creator of:

The Black Vault



The Black Vault is the largest online Freedom of Information Act (FOIA)
document clearinghouse in the world. The research efforts here are
responsible for the declassification of hundreds of thousands of pages
released by the U.S. Government & Military.

Discover the Truth at: <http://www.theblackvault.com>

CPYRGHT



AV-meme
PT-office


025
29 June 1988
1056

0121
0483

A. up incline
space
curve
angle
down
semi-soft
motion


B. no-B
conf-Bk
too much-Bk

0121
0483




A. up curve
over dam
road
B mountain

0121
0483



A. curve
down
road
B land

0121
0483



miss-B

6121
0483



5-2

Blue
Green
Brown

interior raised
weave

interior
copper wire
different perspectives

A. up and
over
down
hard

non-male

B. structure

0621
0483

S-2

high
chrome
off-white

A. up curve
over
with
down
hard
non-mold
D. structure

0621
0483

A. non-mold
water
energy
hard
D. structure

S-2

Black
Extending
Head - long neck


Black ~~mark~~

Worm
light tone
long

Extending
raised

light white on
darker - mid
dark

inside the structure something
should be possible



S-2


white
aperture
glass
positioned
cool on outside
complicated inside
all light comes
out - machinery way
in background
mechanism

A. round
dome
1 man
room
Chapman
man-made
B. structure

APR-86
well

[Handwritten mark]

From the migrate
center of the structure
something should be visible



S 2

A. across
way
motor

B. merge

Track with
smooth
leg. vertically
foot in with
horizontally
Signal line

8

Dark - white on white
specimens - from one
large object - heavy
stationary objects - steel metal

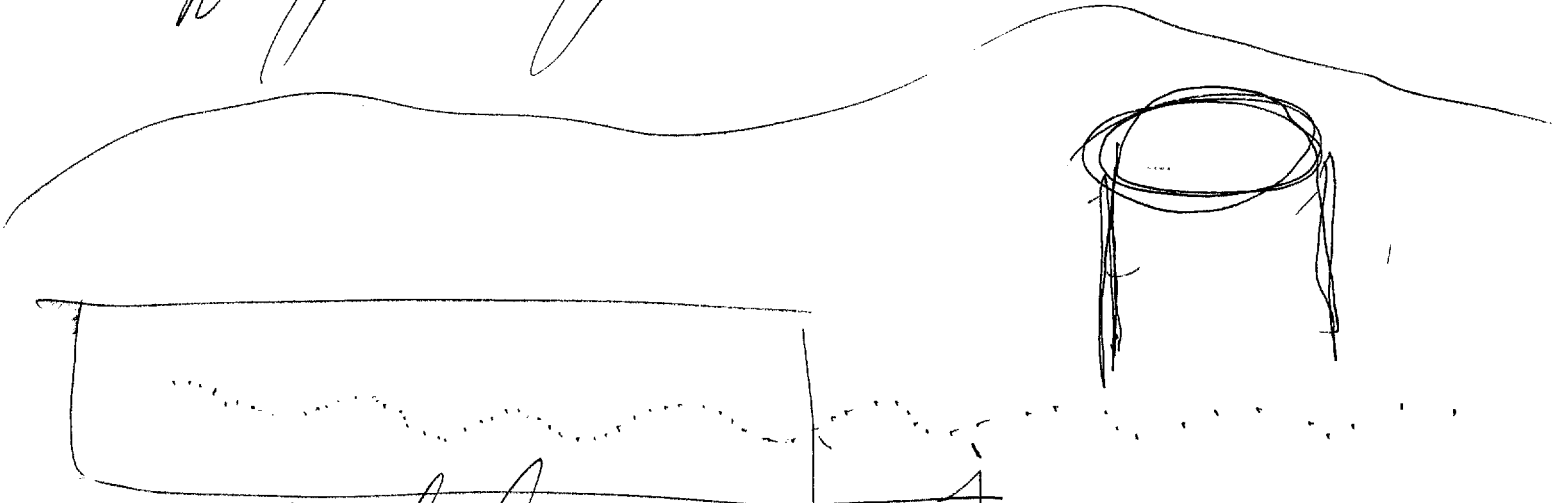
S-2

Dark blue
like night vision
Signal line
communicator

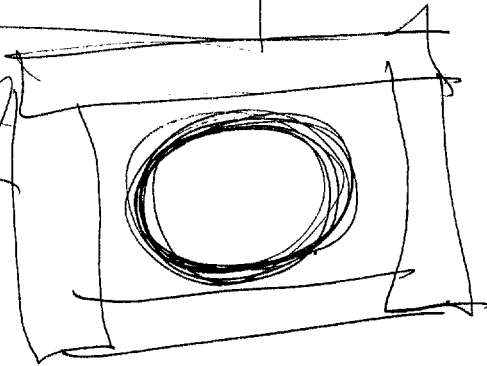
AOV-BK
observing

AOV-BK
Reflex

bright light



quick look



Block

Block

mounted
in place

10

ACL-DK
Schneider
Muller
A. C. C.

10

AOI-EC
Installation
connecting
cables
back end
~~AOI-EC~~
me



12




PT - BC
Permdesig
Permdesig
Permdesig
Permdesig

13



14
All-Br
Clock



Reso

Handwritten scribbles and lines in the bottom right corner of the diagram.


Handwritten scribbles and lines at the bottom right of the page.

Boek

S-2

Yellow
Humming
bird
nest

Dark
blue
on top
of
dark
blue
Seds



Dark
blue