

~~SECRET (NOFORN)~~

PROJECT SUN STREAK

WARNING NOTICE: INTELLIGENCE SOURCES AND METHODS INVOLVED

-----

PROJECT NUMBER: 0125	SESSION NUMBER: 03
DATE OF SESSION: 30 MAR 88	DATE OF REPORT: 31 MAR 88
START: 1435	END: 1520
METHODOLOGY: ERV	VIEWER IDENTIFIER: 095

-----

1. (S/NF/SK) MISSION: Access and describe the target at Encrypted Coordinates 444901/402988. Emphasize the need for overhead perspectives and the use of sketches as conceptual representations of your perceptions.
2. (S/NF/SK) VIEWER TASKING: Re-access the target at the overhead perspective previously achieved at the beckoning of the coordinates. Secondly, revisit Area "A". Time permitting, access Area "B".
3. (S/NF/SK) COMMENTS: No inclemencies noted. Viewer successfully coped with voice interference from an ongoing lecture in the adjoining room; and coped equally well with the departure of a third person in the room. The departure was prompted by an urge to cough. Viewer ended the session by accessing Area "B"; Area "B" will serve as a point of departure for the fourth, and probably, last session conducted against this training target.

*Handwritten notes:*  
 New Reports  
 Process  
 Draw View

*Handwritten notes:*  
 Position A  
 B C D

HANDLE VIA SKEET CHANNELS ONLY

~~SECRET (NOFORN)~~

CLASSIFIED BY: DIA (DT)  
DECLASSIFY: OADR

This document is made available through the declassification efforts  
and research of John Greenewald, Jr., creator of:

# The Black Vault



The Black Vault is the largest online Freedom of Information Act (FOIA) document clearinghouse in the world. The research efforts here are responsible for the declassification of hundreds of thousands of pages released by the U.S. Government & Military.

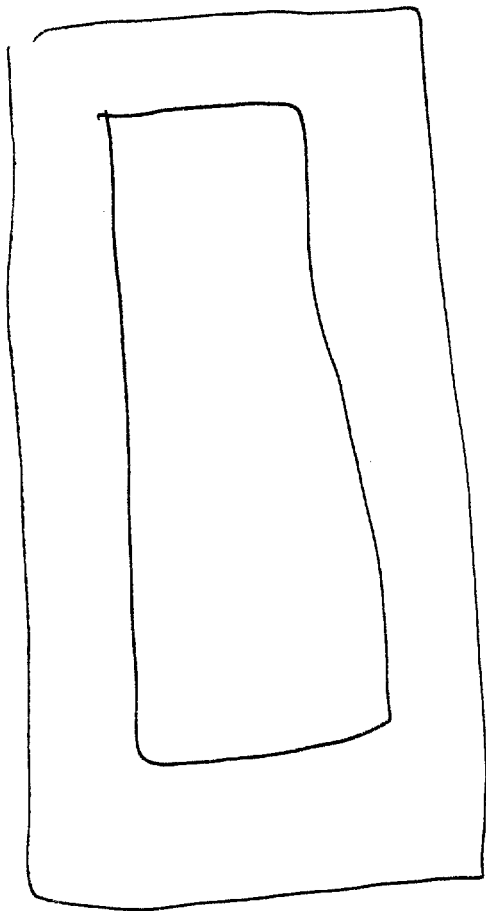
**Discover the Truth** at: <http://www.theblackvault.com>

VIEWER 95  
30 MARCH 1988  
START 1430  
END 1525  
ERV TRAINING

Session was a continuation of the one on <sup>29</sup>~~30~~ March 1988. The session began with an overhead view of the general site. Again it was highly patterned ground. There was again the feeling of paths, yet also the feeling of city. One area was patterned in a series of concentric rectangles. While viewing this area I experienced an AOL of the Mall in Washington, DC.

*and columns* ← Structure A was a big large stone structure with stairs leading up. Inside was a large, open, high ceilinged room "like an arena or a theater". The room was filled with tourists watching. The people that worked there were entertaining. One was very serious and wore a formal, dark suit; he was in charge. A woman who worked there was dressed in a small flimsy garment AOL like a ballerina. She seemed to work alone in the air (AOL: trapeze artist). At one point she was spinning upright a few feet above the ground. I had an AOL/S of the circus, so I went to look at the walls again and they were solid, hard, smooth, cool as described in the last session. The people watching were in awe and happy. The general feeling of the place (area A in its entirety not just the structure) was that of a park. I kept getting strong images of people walking cheerfully along paths.

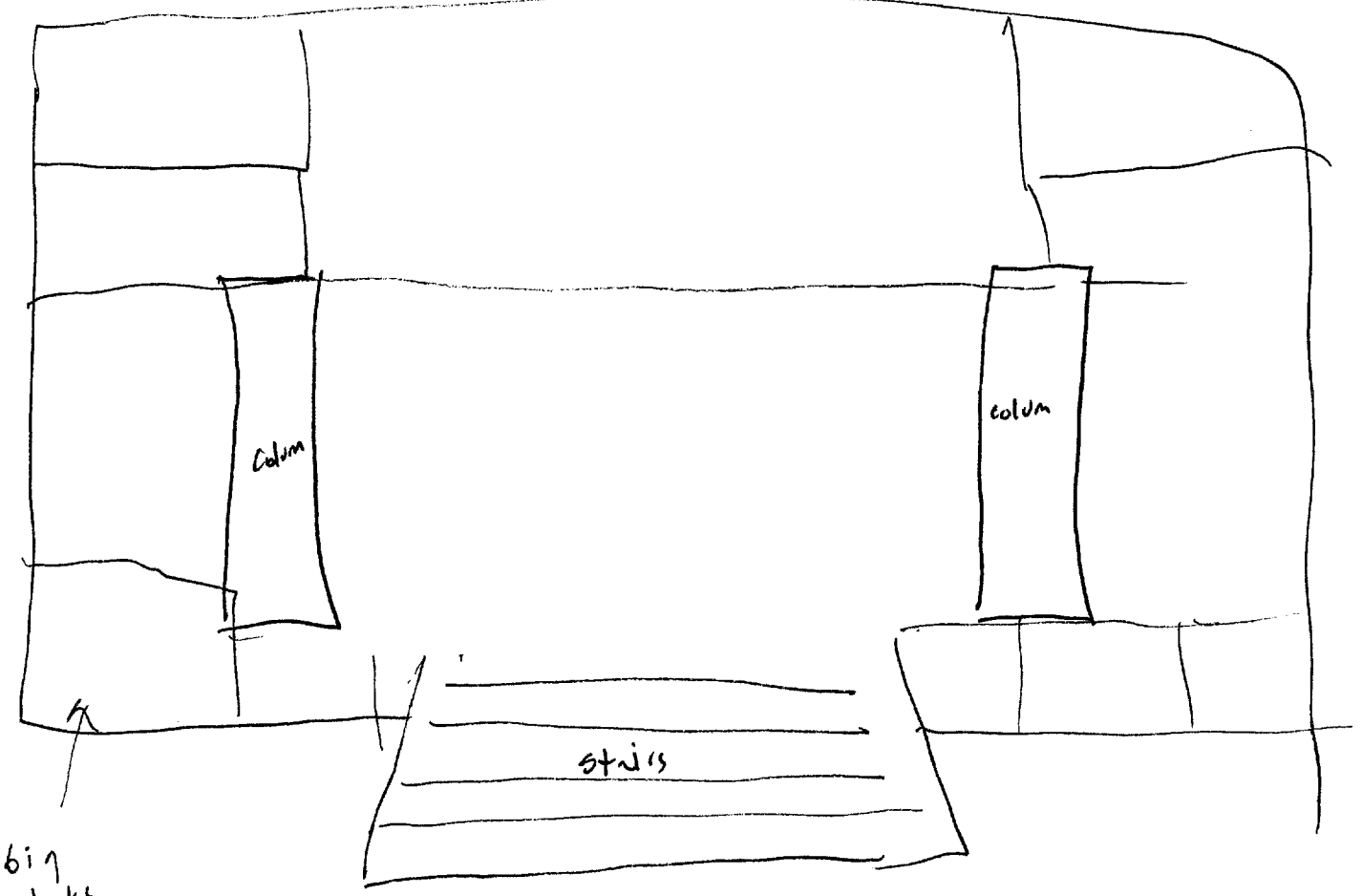
Area B was a large defined area of ground/path AOL like a race track. The structure in area B was tall and slanted on one side. This caused immediate AOLs of stadium/coliseum. The AOLs were so strong I requested a break and the session ended. 2



↑  
concentric rectangles


over head

↓ Didn't see top  
so this is  
just conceptual.



big  
blocks  
store

structure A



Structure B side View

Perceptible angle - Coliseum -  
Structure.