

REMOTE VIEWING SESSION DATA

*
* Remote Viewer : GP *
* Interviewer : ED *
* Observer(s) : _____ *
* _____ *
* _____ *
* Date : 15/07/87 *
* Starting time : 1515 hours, local *
* Site # : 0022 *
* Site Acquisit.: CRV ERV PRV ARV BRV Other _____ *
* Working Mode : GT HEM Other _____ *
* Feedback class: A B C *

*
* Ending time : 1548 hours, local *
* Notes : _____ *
* Highest stage : S1P2 *
* Evaluation : + _____ *

*
* Actual site : ORCHID ISLAND, TAIWAN *
* RV summary : _____ *
* : _____ *
* : _____ *
* : _____ *

This document is made available through the declassification efforts
and research of John Greenewald, Jr., creator of:

The Black Vault



The Black Vault is the largest online Freedom of Information Act (FOIA) document clearinghouse in the world. The research efforts here are responsible for the declassification of hundreds of thousands of pages released by the U.S. Government & Military.

Discover the Truth at: <http://www.theblackvault.com>

Monitor Ed
15 Sep 87
1515

22° 4' N
121° 32' E



A. sloping up across sloping down
man-made
B. structure

22° 4' N
121° 32' E



A. Across


Conf BK

22° 4' N
121° 32' E



A. sloping up angle across
man made
B. structure

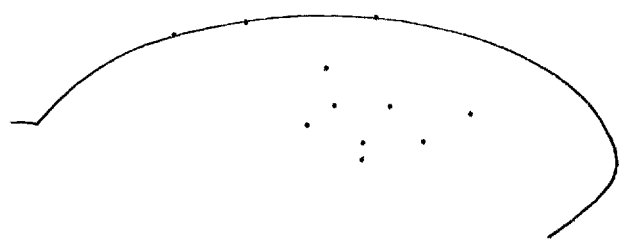
22° 4' N
121° 32' E



A. sloping up around
man made
B. structure

AOL BK
ST Louis Arch

20° 4' N
121° 32' E



A. curving around
horizontal
conf BK


22° 4' N
121° 32' E

Miss BK

22

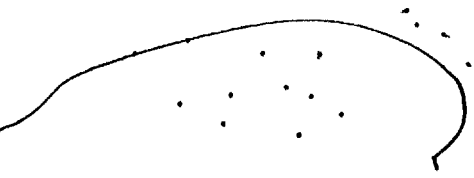
Miss BK

~~22° 4' N~~
121° 32' E



A. curving around
soft
AOL BK
Bridge

22° 4' N
121° 32' E



A. curving around
hard middle
soft outside
B. —

22° 4' N
121° 32' W

Miss BK

22° 4' N
121° 32' E

A. curving around
hnd middle

conf BK.

22° 4' N
121° 32' E

A. curving around

conf BK

22° 4' N
121° 32' E

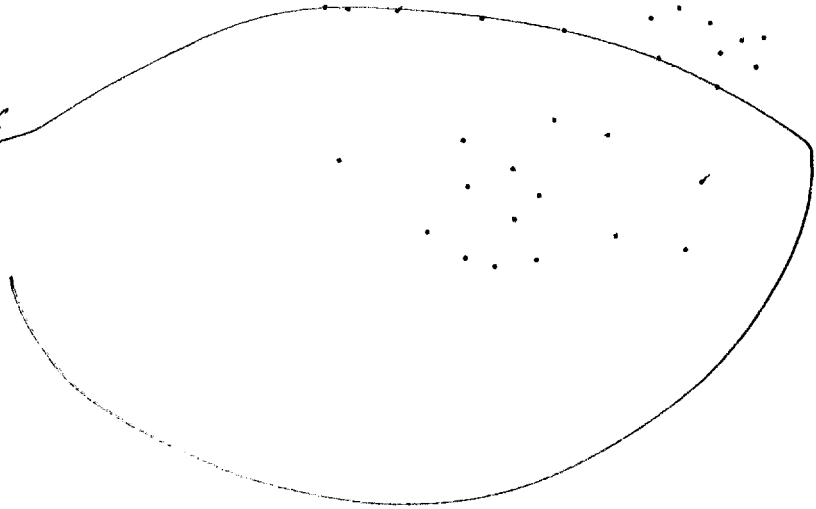
A. curving around
interface real soft
outside hard
center hard

B. ———

4' N
121° 32' E

Miss Bk

220 4' N
121° 32' E



A. curving around
hard conf Bk

deep softer fluid

B. island