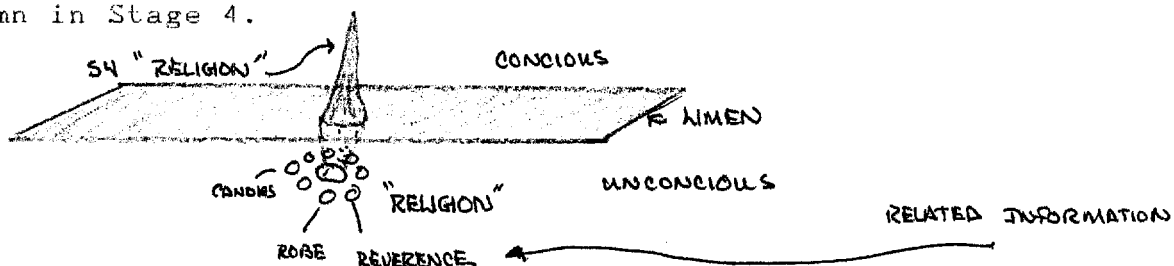


Jan 89
Frank

STAGE 5 ESSAY

Stage 5 is radically different from all other stages to this point. Stage 5 is the process of decoupling from the signal line and decoding the cognitron patterns that have developed thus far in the session. The object of Stage 5 is to reach back in the session, identify a specific word attached to a perception of the site and to decode all the various related information or parts of the cognitron.

To illustrate: Below the idea of "religion" in cognitron form has surfaced through the liminal threshold and the word "religion" has been placed under the "I" column in Stage 4.



There are obviously many other different concepts associated with religion that make up the cognitron pattern. These other concepts (expressed as words) are the concerns of Stage 5.

The "system": The system of Stage 5 deals with "Emanations". When the viewer follows the system for Stage 5, they cause added energy to be focused into the cognitron which in turn causes the cognitron and associated parts to emanate or project this energy such that we can perceive new information about the site.

The system calls for the use of four words, they are:

- a. OBJECTS: actual physical objects found within the cognitron patterns.
- b. ATTRIBUTES: Characteristics or adjectives -- very much like; green, tall smelly, secret.
- c. SUBJECTS: invariably an intangible -- almost always has an "I" concept attached.
- d. TOPICS: a more detailed or refined version of information similar to that of the SUBJECT.

This document is made available through the declassification efforts
and research of John Greenewald, Jr., creator of:

The Black Vault



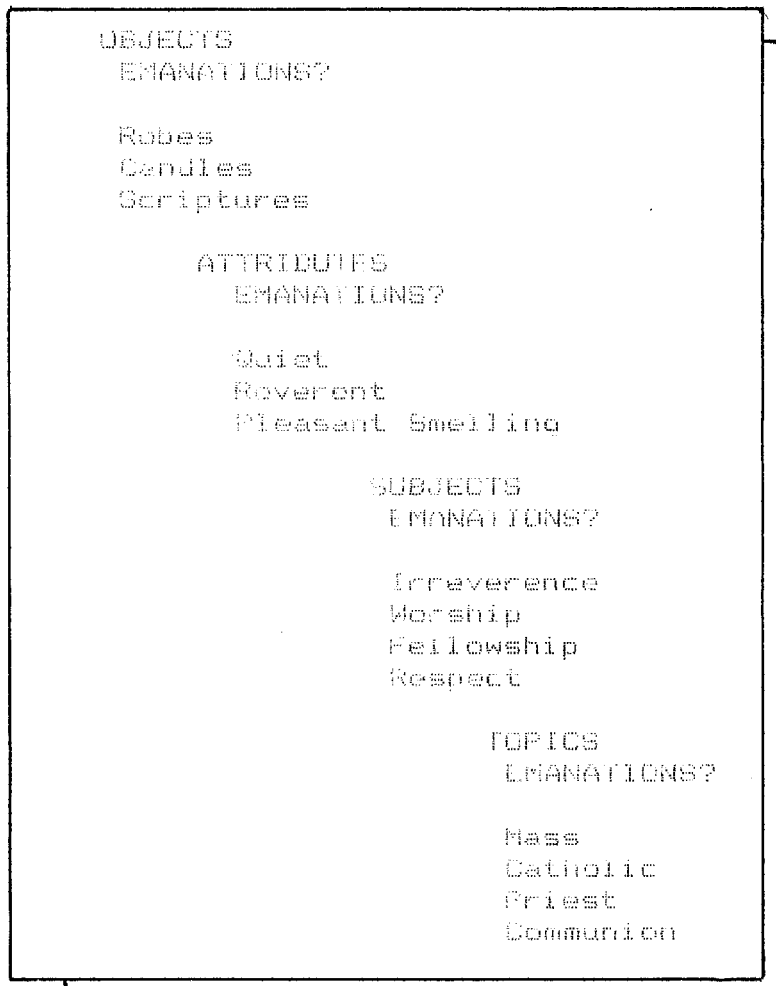
The Black Vault is the largest online Freedom of Information Act (FOIA)
document clearinghouse in the world. The research efforts here are
responsible for the declassification of hundreds of thousands of pages
released by the U.S. Government & Military.

Discover the Truth at: <http://www.theblackvault.com>

** Subjects are considered a "macrocosmic" view while the TOPICS are a more "microcosmic" view of the related perceptions of the pattern.

As you begin in Stage 5 it is important to remember to use a "hyposimulative" approach -- that is keep a very smooth and flowing pace to deter AOL. If you find yourself breaking or pausing for more than a few seconds, it is an indication that you have run out of information. When this occurs you should move on to the next area (word).

To illustrate, this is how the viewer would write and move from category to category in Stage 5: (using "Religion")




SWITCHES: There are two types of switches. The first type occurs when the viewer improperly changes or recognizes the ending of information in a particular column and inadvertently begins writing information pertinent to

the next level of information in the same column. The second type of switch occurs when the viewer inadvertently focuses on one aspect of information in the column and begins recording information pertinent to it (see illustration).

Example: OBJECTS
EMANATIONS?

Candles
Robes
Halls
Long ← THE SWITCH IS HERE
Narrow
Dimly lit



AOL and it's relation to Stage 5:

Objects and Attributes very rarely generate AOL, however; Subjects and Topics are inclined to generate AOL.

AOL in Stage 5 can be of value to us. In that AOL comes from some element of the Signal Line (AOL Matching being similar to the actual site) then it holds true that AOL will have an element of truth to it. Illustrated below is how the viewer can use AOL:

Example: AOL - MOSQUE

| | |
|-----------------------|---------------|
| PRIOR EMANATIONS? | |
| Large | You want what |
| Assembly | preceded the |
| Singing | the formation |
| Scriptures | of AOL |
| Religious decorations | |

Stage 5 allows you to refine AOL in order to process the raw information from it. If you run into AOL you call an AOL break and then begin in the category again.