

Summary of Information

The target individual is associated somehow with the concept of dance-like movement or purposeful movement. It is soft and sweeping and melodic. Practice is necessary for any sort of proficiency in the activity.

The individual is older. However, their face is a blank and their head is covered with something reminiscent of a monk's hood. They are "elevated". It appears that I can look right through them as if looking through water.

There is sloping, sweeping and sometimes steep and rugged terrain with swirls of dust and dried plants nearby. There are scattered groups of angular rocks on the ground. Horn-like sounds are associated with announcements of some sort.

There is a sphere-like object which slowly moves up and down; the feeling of levitation. There are bright rays of light emanating from the bottom of this sphere. It floats above a short tube-like object.

There are gray concrete surfaces which are angular. A V-shaped object supported on two ends is nearby. A black "Sphinx"-like object is sitting in a corner. There are carved reliefs on some of the walls. The term "pornographic coverup" (?) was perceived. There is a trio of visiting black crows.

There is a grate-like structure with radiating, concentric lines. The concepts of art or craft work and painting is prevalent. Someone is painting curving objects.

This document is made available through the declassification efforts  
and research of John Greenewald, Jr., creator of:


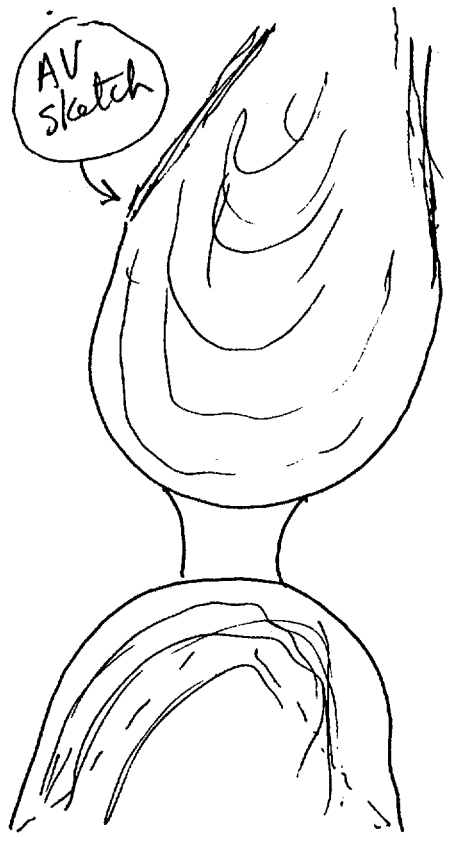
# The Black Vault



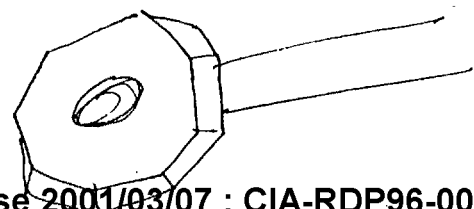
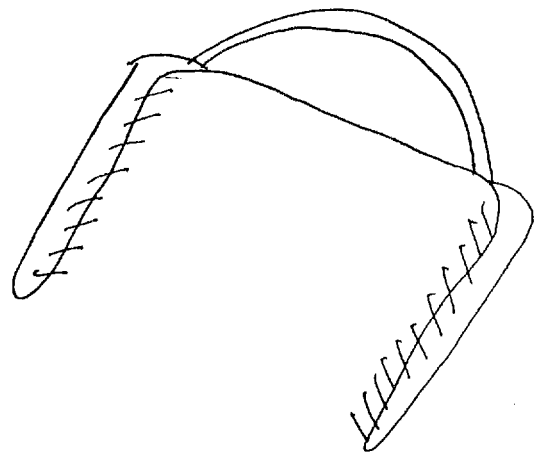
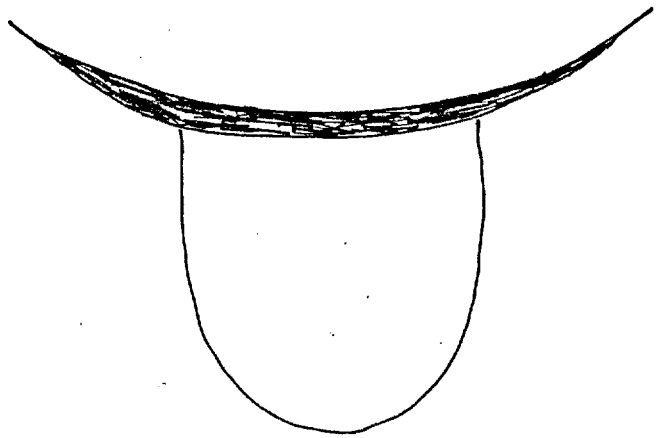
The Black Vault is the largest online Freedom of Information Act (FOIA)  
document clearinghouse in the world. The research efforts here are  
responsible for the declassification of hundreds of thousands of pages  
released by the U.S. Government & Military.

**Discover the Truth** at: <http://www.theblackvault.com>

AV  
sketch



Long hollow tube  
which closes in at  
end



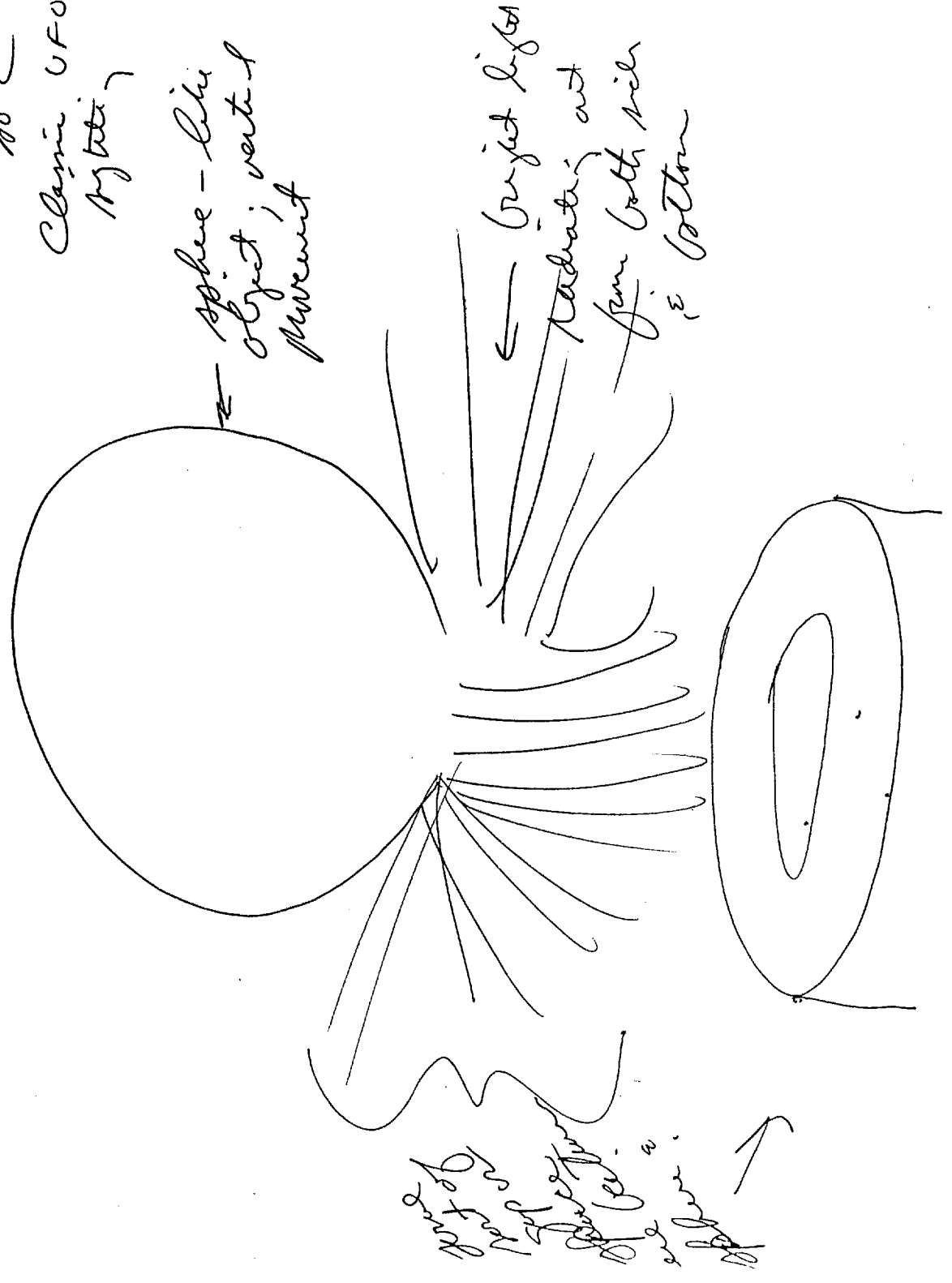
Sphere-like object

glowing disc  
levitating

No 1  
Clayton UFO  
Mytilis

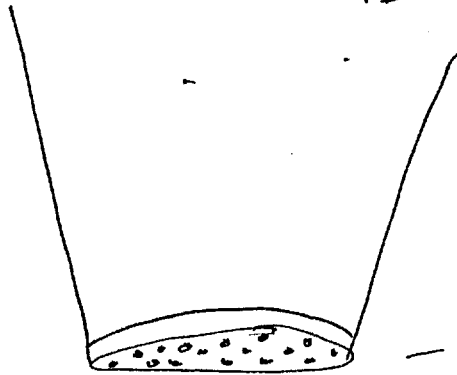
← sphere-like  
object; vertical  
movement

← Project light  
radiating out  
from both sides  
& bottom



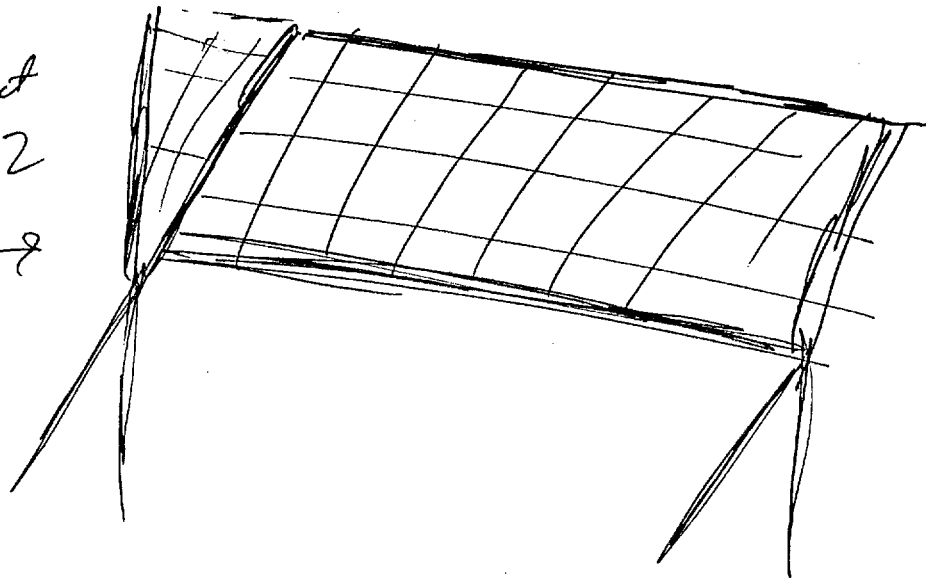
part of  
part of  
part of  
part of  
part of  
part of  
part of  
part of

U/I object



- cone shaped object w/  
black dots at one end

V-shaped object  
supported on 2  
ends →



U/I object

SESSION SUMMARY

A. SESSION DATA:

Task/Target No. 91-3 Source No. 049  
Date Task Received 10 Jul 91 Date Summary Returned 15 Jul 91  
Session Date 15 Jul 91  
Target Designator 406021/928790 Session Start Time 0942  
~~XXXXXXXXXXXXXXXXXXXX~~ Session Stop Time 1024  
Beacon/Sender No. N/A Session No. 01  
Session Type Solo Session Method Solo CRV  
(M)onitored, (S)olo (CRV, ERV, WRV, etc.)  
Monitor No. (if any) N/A Estimate of Outcome Medium  
(High, Medium, Low)  
Possible Session Aids/ Distractions: Suspending birth; lack  
of emphasis on view; vice admin staff

B. SESSION SUMMARY: (Below, or see summary and worksheets attached)

see attached page(s)

GUIDANCE FOR SESSION SUMMARY SHEET

1. TASK UNDERSTANDING: Be sure to discuss this task with the Branch Chief or his designee to ensure that all objectives are understood and that no misunderstandings exist.
2. OTHER GUIDANCE:
  - a. Select your own style, technique, timing.
  - b. Prepare summaries, record data as previously specified.
  - c. Please let the Branch Chief or his designee know your preference, estimated timing, and number of anticipated sessions.
3. NOTE: Identify data on your summary sheet according to perceived importance and list (or underline) data you perceive to be the most likely.
4. REMINDER: The target can be anything; have fun.

SG11 [Redacted]

SESSION TASKING SHEET

Source No. 049

Date Task Initiated \_\_\_\_\_

Suspense Date \_\_\_\_\_

Task/Targeting No.: 91-3  
406021/928790

~~\_\_\_\_\_~~ Method/Technique: \_\_\_\_\_

Target Data Desired:

1. DESCRIBE KEY TARGET FEATURES (include forms, shapes, spatial aspects, color, motion/dynamics):

- Emphasize the following: \_\_\_\_\_
- Do the following perspectives:
  - Ground-level
  - Overview
  - Other: \_\_\_\_\_

2. IDENTIFY KEY TARGET CONTENT (include meaning, purpose, function, nature of activity, type/nature of people, if present):

- Emphasize the following: \_\_\_\_\_

3. IF PERSONALITY, DESCRIBE: \_\_\_\_\_  
\_\_\_\_\_  
\_\_\_\_\_

4. OTHER: (or see attached) \_\_\_\_\_  
\_\_\_\_\_  
\_\_\_\_\_

5. ADDITIONAL GUIDANCE: (see attached)