



DEFENSE INTELLIGENCE AGENCY

WASHINGTON, D.C. 20340-5100



U-22-5043/IMO-2 (FOIA)

FOIA-00047-2017

April 06, 2022

John Greenewald
27305 W. Live Oak Rd.
Castaic, CA 91384

Dear Mr. Greenewald,

This responds to your Freedom of Information Act (FOIA) request, dated November 02, 2016 that you submitted to the Defense Intelligence Agency (DIA) for information concerning: all weekly or monthly FOIA program internal status reports for DIA during calendar years 2015 and 2016. These could be either individual reports or part of another, more inclusive, internal administrative report. By the term internal status report, I mean any periodic (i.e., weekly or monthly) internal report (or email) on the activities and/or accomplishments of the FOIA Office to managers at DIA. I apologize for the delay in responding to your request as DIA continues its efforts to eliminate the large backlog of pending requests.


Upon review, I have determined that (11) documents (307 pages) are appropriate for release in full.

If you have additional questions/concerns you may:

Contact the FOIA Public Liaison	Email: FOIA1@dodiis.mil Phone: 301-394-6253
File an administrative appeal (must be submitted within 90 days of the date on the letter) please contact us via one of the following and use FOIA-00047- 2017 when referencing your case)	Email: FOIA1@dodiis.mil Mail: Defense Intelligence Agency ATTN: IMO-2C (FOIA) 7400 Pentagon Washington, DC 20301-7400

For mediation services, you may contact the Office of Government Information Services (OGIS) at the National Archives and Records Administration to inquire	Email: ogis@nara.gov Phone: 202-741-5770 Toll-Free 1-877-684-6448 Facsimile: 202-741-5769 Mail: Office of Government Information Services National Archives and Records Administration 8601 Adelphi Road-OGIS College Park, MD 20740-6001
---	---

Sincerely,



(For)
Cheryl Cross-Davison
Chief, Records and Open Government

This document is made available through the declassification efforts
and research of John Greenewald, Jr., creator of:

The Black Vault



The Black Vault is the largest online Freedom of Information Act (FOIA) document clearinghouse in the world. The research efforts here are responsible for the declassification of hundreds of thousands of pages released by the U.S. Government & Military.

Discover the Truth at: **<http://www.theblackvault.com>**

Case #
Requester:

[illegible]

[illegible]

FAC Appeals Backlog Status Weekly Report

1 – 5 Aug 16

Status	# of appeals 25 – 29 Jul 16	# of appeals 1 – 5 Aug 16	Location
Awaiting Tasking for Search (# of new cases – 0)	4	4	FAC2A
Awaiting Tasking for Review (# of new cases – 0)	10	10	FAC2A
Sent for Contractor Review	0	0	FAC2A
Search Complete – Need Relevancy Check	0	0	FAC2A
Ready for Scanning (# of new cases – 0)	1	1	FAC2A
Documents Ordered from WNRC	0	0	WNRC
Tasked for Search (E-Task/E-mail) (# of new cases - 0)	5	5	Element
Awaiting Search by FOIA Staff (WISE/ISM) (# of new cases - 0)	2	2	FAC2A
Tasked for Review (E-Task/E-mail) (# of new cases – 0)	15	15	Element
Referred to Other Agencies for Review & Return (# of new cases – 0)	6	6	Gov't Agencies
Returned from Element/Ready for Work (# of new cases = 0)	17	16	FAC2A
Still Interested Letter Sent To Requester	0	0	Requester
Assigned to Appeal Coordinator (# of new cases – 0)	5	5	FAC2A
General Counsel (GC) Review	0	0	GC
Appeal SSS Coordination (# of new cases – 0)	24	26	GC-0; FAC2A1-19 FAC2-7; FAC-0
Awaiting Signature (Team Lead) (# of cases – 0)	1	0	
TOTAL	90	90	

# of Open Appeals beginning FY15	81	# of Open Appeals beginning FY16	77
# of New Appeals For FY15	33	# of New Appeals For FY16	22
# of Closed Appeal	28	# of Closed Appeal	9
Amended/Change in Request Type (+/-)	0	Amended/Change in Request Type (+/-)	0
Appeals Backlog as of 3 – 7 Aug 15	86	Current Appeals Backlog	90

of New Cases – 0

of Closed Cases – 0

[illegible]

FAC Appeals Backlog Status Weekly Report

1 – 5 Feb 16

Status	# of appeals 25 – 29 Jan 16	# of appeals 1 – 5 Feb 16	Location
Awaiting Tasking for Search (# of new cases – 1)	5	3	FAC2A
Awaiting Tasking for Review (# of new cases – 1)	9	9	FAC2A
Sent for Contractor Review	0	0	FAC2A
Search Complete – Need Relevancy Check	0	0	FAC2A
Ready for Scanning (# of new cases – 0)	1	1	FAC2A
Documents Ordered from WNRC	0	0	WNRC
Tasked for Search (E-Task/E-mail) (# of new cases - 0)	4	7	Element
Awaiting Search by FOIA Staff (WISE/ISM) (# of new cases - 0)	2	1	FAC2A
Tasked for Review (E-Task/E-mail) (# of new cases – 0)	16	16	Element
Referred to Other Agencies for Review & Return (# of new cases – 0)	11	9	Gov't Agencies
Returned from Element/Ready for Work	10	12	FAC2A
Still Interested Letter Sent To Requester	0	0	Requester
Assigned to Appeal Coordinator (# of new cases – 0)	4	4	FAC2A
General Counsel (GC) Review	0	0	GC
Appeal SSS Coordination (# of new cases – 0)	19	19	GC-0; FAC2A1-19 FAC2A-0; FAC-0
Awaiting Signature (Team Lead) (# of cases – 0)	0	0	
TOTAL	81	81	

# of Open Appeals beginning FY15	81	# of Open Appeals beginning FY16	77
# of New Appeals For FY15	19	# of New Appeals For FY16	10
# of Closed Appeal	8	# of Closed Appeal	6
Amended/Change in Request Type (+/-)	-1	Amended/Change in Request Type (+/-)	0
Appeals Backlog as of 2 – 6 Feb 15	91	Current Appeals Backlog	81

of New Cases – 0

of Closed Cases – 0

[illegible]

FAC Appeals Backlog Status Weekly Report

02 – 06 Nov 15

Status	# of appeals 26 - 30 Oct	# of appeals 02 – 06 Nov	Location
Awaiting Tasking for Search (# of new cases – 0)	4	3	FAC2A
Awaiting Tasking for Review (# of new cases – 1)	7	8	FAC2A
Sent for Contractor Review	0	0	FAC2A
Search Complete – Need Relevancy Check	0	0	FAC2A
Ready for Scanning (# of new cases – 0)	1	1	FAC2A
Documents Ordered from WNRC	0	0	WNRC
Tasked for Search (E-Task/E-mail) (# of new cases - 0)	3	3	Element
Awaiting Search by FOIA Staff (WISE/ISM) (# of new cases - 0)	1	1	FAC2A
Tasked for Review (E-Task/E-mail) (# of new cases – 0)	17	17	Element
Referred to Other Agencies for Review & Return (# of new cases – 0)	11	11	Gov't Agencies
Returned from Element/Ready for Work	9	9	FAC2A
Still Interested Letter Sent To Requester	0	0	Requester
Assigned to Appeal Coordinator (# of new cases – 0)	2	2	FAC2A
General Counsel (GC) Review	0	0	GC
Appeal SSS Coordination (# of new cases – 0)	18	19	GC-0; FAC2A1-19 FAC2A-0; FAC-0
Awaiting Signature (Team Lead) (# of cases – 0)	0	0	
TOTAL	73	74	

# of Open Appeals beginning FY15	81	# of Open Appeals beginning FY16	77
# of New Appeals For FY15	11	# of New Appeals For FY16	2
# of Closed Appeal	1	# of Closed Appeal	5
Amended/Change in Request Type (+/-)	-1	Amended/Change in Request Type (+/-)	0
Appeals Backlog as of 03 – 07 Nov 14	90	Current Appeals Backlog	74

of New Cases – 1

of Closed Cases – 0

[illegible]

FAC Appeals Backlog Status Weekly Report

2 – 6 May 16

Status	# of appeals 25 - 29 Apr 16	# of appeals 2 - 6 May 16	Location
Awaiting Tasking for Search (# of new cases – 0)	3	3	FAC2A
Awaiting Tasking for Review (# of new cases – 0)	12	12	FAC2A
Sent for Contractor Review	0	0	FAC2A
Search Complete – Need Relevancy Check	0	0	FAC2A
Ready for Scanning (# of new cases – 0)	1	1	FAC2A
Documents Ordered from WNRC	0	0	WNRC
Tasked for Search (E-Task/E-mail) (# of new cases - 0)	6	6	Element
Awaiting Search by FOIA Staff (WISE/ISM) (# of new cases - 0)	1	1	FAC2A
Tasked for Review (E-Task/E-mail) (# of new cases – 0)	14	14	Element
Referred to Other Agencies for Review & Return (# of new cases – 0)	7	7	Gov't Agencies
Returned from Element/Ready for Work (# of new cases = 1)	15	16	FAC2A
Still Interested Letter Sent To Requester	0	0	Requester
Assigned to Appeal Coordinator (# of new cases – 0)	6	6	FAC2A
General Counsel (GC) Review	0	0	GC
Appeal SSS Coordination (# of new cases – 0)	19	19	GC-0; FAC2A1-20 FAC2-0; FAC-0
Awaiting Signature (Team Lead) (# of cases – 0)	1	1	
TOTAL	85	86	

# of Open Appeals beginning FY15	81	# of Open Appeals beginning FY16	77
# of New Appeals For FY15	25	# of New Appeals For FY16	18
# of Closed Appeal	28	# of Closed Appeal	9
Amended/Change in Request Type (+/-)	-1	Amended/Change in Request Type (+/-)	0
Appeals Backlog as of 4 - 8 May 15	77	Current Appeals Backlog	86

of New Cases – 1

of Closed Cases – 0

[illegible]

FAC Appeals Backlog Status Weekly Report

04 – 08 Jan 16

Status	# of appeals 28 Dec – 1 Jan 16	# of appeals 04 – 08 Jan 16	Location
Awaiting Tasking for Search (# of new cases – 0)	4	4	FAC2A
Awaiting Tasking for Review (# of new cases – 0)	10	10	FAC2A
Sent for Contractor Review	0	0	FAC2A
Search Complete – Need Relevancy Check	0	0	FAC2A
Ready for Scanning (# of new cases – 0)	1	1	FAC2A
Documents Ordered from WNRC	0	0	WNRC
Tasked for Search (E-Task/E-mail) (# of new cases - 0)	3	3	Element
Awaiting Search by FOIA Staff (WISE/ISM) (# of new cases - 0)	1	1	FAC2A
Tasked for Review (E-Task/E-mail) (# of new cases – 0)	16	16	Element
Referred to Other Agencies for Review & Return (# of new cases – 0)	12	12	Gov't Agencies
Returned from Element/Ready for Work	10	10	FAC2A
Still Interested Letter Sent To Requester	0	0	Requester
Assigned to Appeal Coordinator (# of new cases – 0)	2	2	FAC2A
General Counsel (GC) Review	0	0	GC
Appeal SSS Coordination (# of new cases – 0)	19	19	GC-0; FAC2A1-19 FAC2A-0; FAC-0
Awaiting Signature (Team Lead) (# of cases – 0)	0	0	
TOTAL	78	78	

# of Open Appeals beginning FY15	81	# of Open Appeals beginning FY16	77
# of New Appeals For FY15	15	# of New Appeals For FY16	6
# of Closed Appeal	1	# of Closed Appeal	5
Amended/Change in Request Type (+/-)	-1	Amended/Change in Request Type (+/-)	0
Appeals Backlog as of 05 – 09 Jan 15	94	Current Appeals Backlog	78

of New Cases – 0

of Closed Cases – 0

[illegible]

FAC Appeals Backlog Status Weekly Report

4 - 8 Apr 16

Status	# of appeals 28 Mar – 1 Apr 16	# of appeals 4 – 8 Apr 16	Location
Awaiting Tasking for Search (# of new cases – 0)	4	4	FAC2A
Awaiting Tasking for Review (# of new cases – 0)	11	11	FAC2A
Sent for Contractor Review	0	0	FAC2A
Search Complete – Need Relevancy Check	0	0	FAC2A
Ready for Scanning (# of new cases – 0)	1	1	FAC2A
Documents Ordered from WNRC	0	0	WNRC
Tasked for Search (E-Task/E-mail) (# of new cases - 0)	5	5	Element
Awaiting Search by FOIA Staff (WISE/ISM) (# of new cases - 0)	1	1	FAC2A
Tasked for Review (E-Task/E-mail) (# of new cases – 0)	14	14	Element
Referred to Other Agencies for Review & Return (# of new cases – 0)	8	8	Gov't Agencies
Returned from Element/Ready for Work	13	13	FAC2A
Still Interested Letter Sent To Requester	0	0	Requester
Assigned to Appeal Coordinator (# of new cases – 0)	6	6	FAC2A
General Counsel (GC) Review	0	0	GC
Appeal SSS Coordination (# of new cases – 0)	20	20	GC-0; FAC2A1-17 FAC2-3; FAC-0
Awaiting Signature (Team Lead) (# of cases – 0)	3	3	
TOTAL	86	86	

# of Open Appeals beginning FY15	81	# of Open Appeals beginning FY16	77
# of New Appeals For FY15	25	# of New Appeals For FY16	15
# of Closed Appeal	23	# of Closed Appeal	6
Amended/Change in Request Type (+/-)	-1	Amended/Change in Request Type (+/-)	0
Appeals Backlog as of 6 – 10 Apr 15	82	Current Appeals Backlog	86

of New Cases – 0

of Closed Cases – 0

[illegible]

FAC Appeals Backlog Status Weekly Report

4 – 8 Jul 16

Status	# of appeals 27 Jun – 1 Jul 16	# of appeals 4 – 8 Jul 16	Location
Awaiting Tasking for Search (# of new cases – 0)	4	4	FAC2A
Awaiting Tasking for Review (# of new cases – 1)	9	10	FAC2A
Sent for Contractor Review	0	0	FAC2A
Search Complete – Need Relevancy Check	0	0	FAC2A
Ready for Scanning (# of new cases – 0)	1	1	FAC2A
Documents Ordered from WNRC	0	0	WNRC
Tasked for Search (E-Task/E-mail) (# of new cases - 0)	6	6	Element
Awaiting Search by FOIA Staff (WISE/ISM) (# of new cases - 0)	1	1	FAC2A
Tasked for Review (E-Task/E-mail) (# of new cases – 0)	15	15	Element
Referred to Other Agencies for Review & Return (# of new cases – 0)	6	6	Gov't Agencies
Returned from Element/Ready for Work (# of new cases = 0)	17	17	FAC2A
Still Interested Letter Sent To Requester	0	0	Requester
Assigned to Appeal Coordinator (# of new cases – 0)	6	6	FAC2A
General Counsel (GC) Review	0	0	GC
Appeal SSS Coordination (# of new cases – 0)	20	20	GC-4; FAC2A1-16 FAC2-0; FAC-0
Awaiting Signature (Team Lead) (# of cases – 0)	2	2	
TOTAL	87	88	

# of Open Appeals beginning FY15	81	# of Open Appeals beginning FY16	77
# of New Appeals For FY15	30	# of New Appeals For FY16	20
# of Closed Appeal	29	# of Closed Appeal	9
Amended/Change in Request Type (+/-)	+1	Amended/Change in Request Type (+/-)	0
Appeals Backlog as of 6 - 11 Jul 15	83	Current Appeals Backlog	88

of New Cases – 1

of Closed Cases — 0

[illegible]

FAC Appeals Backlog Status Weekly Report

05 - 09 Oct 2015

Status	# of appeals 28 Sep – 02 Oct	# of appeals 05 - 09 Oct	Location
Awaiting Tasking for Search (# of new cases – 0)	3	3	FAC2A
Awaiting Tasking for Review (# of new cases – 0)	7	7	FAC2A
Sent for Contractor Review	0	0	FAC2A
Search Complete – Need Relevancy Check	0	0	FAC2A
Ready for Scanning (# of new cases – 0)	1	1	FAC2A
Documents Ordered from WNRC	0	0	WNRC
Tasked for Search (E-Task/E-mail) (# of new cases - 0)	3	3	Element
Awaiting Search by FOIA Staff (WISE/ISM) (# of new cases - 0)	1	1	FAC2A
Tasked for Review (E-Task/E-mail) (# of new cases – 0)	17	17	Element
Referred to Other Agencies for Review & Return (# of new cases – 0)	11	11	Gov't Agencies
Returned from Element/Ready for Work	9	9	FAC2A
Still Interested Letter Sent To Requester	0	0	Requester
Assigned to Appeal Coordinator (# of new cases – 0)	2	2	FAC2A
General Counsel (GC) Review	0	0	GC
Appeal SSS Coordination (# of new cases – 0)	23	18	GC-0; FAC2A1-18 FAC2A-0; FAC-0
Awaiting Signature (Team Lead) (# of cases – 0)	0	5	
TOTAL	77	77	

# of Open Appeals beginning FY15	81	# of Open Appeals beginning FY16	77
# of New Appeals For FY15	2	# of New Appeals For FY16	0
# of Closed Appeal	0	# of Closed Appeal	0
Amended/Change in Request Type (+/-)	0	Amended/Change in Request Type (+/-)	0
Appeals Backlog as of 06 - 10 Oct 14	83	Current Appeals Backlog	77

of New Cases – 0

of Closed Cases – 0

[illegible]

FAC Appeals Backlog Status Weekly Report

5 – 9 Sep 2016

Status	# of appeals 29 Aug – 2 Sep 16	# of appeals 5 - 9 Sep 16	Location
Awaiting Tasking for Search (# of new cases – 0)	4	4	FAC2A
Awaiting Tasking for Review (# of new cases – 0)	10	10	FAC2A
Sent for Contractor Review	0	0	FAC2A
Search Complete – Need Relevancy Check	0	0	FAC2A
Ready for Scanning (# of new cases – 0)	1	1	FAC2A
Documents Ordered from WNRC	0	0	WNRC
Tasked for Search (E-Task/E-mail) (# of new cases - 0)	6	6	Element
Awaiting Search by FOIA Staff (WISE/ISM) (# of new cases - 0)	3	3	FAC2A
Tasked for Review (E-Task/E-mail) (# of new cases – 0)	15	15	Element
Referred to Other Agencies for Review & Return (# of new cases – 0)	6	6	Gov't Agencies
Returned from Element/Ready for Work (# of new cases = 0)	16	15	FAC2A
Still Interested Letter Sent To Requester	0	0	Requester
Assigned to Appeal Coordinator (# of new cases – 0)	4	5	FAC2A
General Counsel (GC) Review	0	0	GC
Appeal SSS Coordination (# of new cases – 0)	19	19	GC-0; FAC2A1-10 FAC2-4; FAC-5
Awaiting Signature (Team Lead) (# of cases – 0)	0	0	
TOTAL	84	84	

# of Open Appeals beginning FY15	81	# of Open Appeals beginning FY16	77
# of New Appeals For FY15	36	# of New Appeals For FY16	23
# of Closed Appeal	31	# of Closed Appeal	16
Amended/Change in Request Type (+/-)	0	Amended/Change in Request Type (+/-)	0
Appeals Backlog as of 7 – 11 Sep 15	86	Current Appeals Backlog	84

of New Cases – 0

of Closed Cases – 0

[illegible]

FAC Appeals Backlog Status Weekly Report

6 - 10 Jun 16

Status	# of appeals 30 May – 3 Jun 16	# of appeals 6 – 10 Jun 16	Location
Awaiting Tasking for Search (# of new cases – 0)	4	4	FAC2A
Awaiting Tasking for Review (# of new cases – 0)	11	11	FAC2A
Sent for Contractor Review	0	0	FAC2A
Search Complete – Need Relevancy Check	0	0	FAC2A
Ready for Scanning (# of new cases – 0)	1	1	FAC2A
Documents Ordered from WNRC	0	0	WNRC
Tasked for Search (E-Task/E-mail) (# of new cases - 0)	6	5	Element
Awaiting Search by FOIA Staff (WISE/ISM) (# of new cases - 0)	1	1	FAC2A
Tasked for Review (E-Task/E-mail) (# of new cases – 0)	14	14	Element
Referred to Other Agencies for Review & Return (# of new cases – 0)	7	7	Gov't Agencies
Returned from Element/Ready for Work (# of new cases = 0)	17	18	FAC2A
Still Interested Letter Sent To Requester	0	0	Requester
Assigned to Appeal Coordinator (# of new cases – 0)	6	6	FAC2A
General Counsel (GC) Review	0	0	GC
Appeal SSS Coordination (# of new cases – 0)	19	19	GC-0; FAC2A1-19 FAC2-0; FAC-0
Awaiting Signature (Team Lead) (# of cases – 0)	1	1	
TOTAL	87	87	

# of Open Appeals beginning FY15	81	# of Open Appeals beginning FY16	77
# of New Appeals For FY15	25	# of New Appeals For FY16	19
# of Closed Appeal	28	# of Closed Appeal	9
Amended/Change in Request Type (+/-)	-1	Amended/Change in Request Type (+/-)	0
Appeals Backlog as of 8 – 12 Jun 2015	78	Current Appeals Backlog	87

of New Cases – 0

of Closed Cases – 0

[illegible]

FAC Appeals Backlog Status Weekly Report

07 - 11 Dec 15

Status	# of appeals 30 Nov – 04 Dec	# of appeals 07 – 11 Dec	Location
Awaiting Tasking for Search (# of new cases – 0)	5	5	FAC2A
Awaiting Tasking for Review (# of new cases – 0)	8	8	FAC2A
Sent for Contractor Review	0	0	FAC2A
Search Complete – Need Relevancy Check	0	0	FAC2A
Ready for Scanning (# of new cases – 0)	1	1	FAC2A
Documents Ordered from WNRC	0	0	WNRC
Tasked for Search (E-Task/E-mail) (# of new cases - 0)	3	3	Element
Awaiting Search by FOIA Staff (WISE/ISM) (# of new cases - 0)	1	1	FAC2A
Tasked for Review (E-Task/E-mail) (# of new cases – 0)	16	16	Element
Referred to Other Agencies for Review & Return (# of new cases – 0)	12	12	Gov't Agencies
Returned from Element/Ready for Work	10	10	FAC2A
Still Interested Letter Sent To Requester	0	0	Requester
Assigned to Appeal Coordinator (# of new cases – 0)	2	2	FAC2A
General Counsel (GC) Review	0	0	GC
Appeal SSS Coordination (# of new cases – 0)	19	19	GC-0; FAC2A1-19 FAC2A-0; FAC-0
Awaiting Signature (Team Lead) (# of cases – 0)	0	0	
TOTAL	77	77	

# of Open Appeals beginning FY15	81	# of Open Appeals beginning FY16	77
# of New Appeals For FY15	15	# of New Appeals For FY16	5
# of Closed Appeal	1	# of Closed Appeal	5
Amended/Change in Request Type (+/-)	-1	Amended/Change in Request Type (+/-)	0
Appeals Backlog as of 08 - 12 Dec 14	94	Current Appeals Backlog	77

of New Cases – 0

of Closed Cases – 0

[illegible]

FAC Appeals Backlog Status Weekly Report

7 – 11 Mar 16

Status	# of appeals 29 Feb – 4 Mar 16	# of appeals 7 – 11 Mar 16	Location
Awaiting Tasking for Search (# of new cases – 0)	4	4	FAC2A
Awaiting Tasking for Review (# of new cases – 0)	9	9	FAC2A
Sent for Contractor Review	0	0	FAC2A
Search Complete – Need Relevancy Check	0	0	FAC2A
Ready for Scanning (# of new cases – 0)	1	1	FAC2A
Documents Ordered from WNRC	0	0	WNRC
Tasked for Search (E-Task/E-mail) (# of new cases - 0)	5	5	Element
Awaiting Search by FOIA Staff (WISE/ISM) (# of new cases - 0)	1	1	FAC2A
Tasked for Review (E-Task/E-mail) (# of new cases – 0)	15	15	Element
Referred to Other Agencies for Review & Return (# of new cases – 0)	9	9	Gov't Agencies
Returned from Element/Ready for Work	12	11	FAC2A
Still Interested Letter Sent To Requester	0	0	Requester
Assigned to Appeal Coordinator (# of new cases – 0)	6	6	FAC2A
General Counsel (GC) Review	0	0	GC
Appeal SSS Coordination (# of new cases – 0)	20	20	GC-0; FAC2A1-20 FAC2A-0; FAC-0
Awaiting Signature (Team Lead) (# of cases – 0)	1	3	
TOTAL	83	84	

# of Open Appeals beginning FY15	81	# of Open Appeals beginning FY16	77
# of New Appeals For FY15	22	# of New Appeals For FY16	13
# of Closed Appeal	22	# of Closed Appeal	6
Amended/Change in Request Type (+/-)	-1	Amended/Change in Request Type (+/-)	0
Appeals Backlog as of 9 - 13 Mar 15	80	Current Appeals Backlog	84

of New Cases – 1

of Closed Cases – 0

[illegible]

FAC Appeals Backlog Status Weekly Report

8 - 12 Aug 16

Status	# of appeals 1 – 5 Aug 16	# of appeals 8 - 12 Aug 16	Location
Awaiting Tasking for Search (# of new cases – 0)	4	4	FAC2A
Awaiting Tasking for Review (# of new cases – 0)	10	10	FAC2A
Sent for Contractor Review	0	0	FAC2A
Search Complete – Need Relevancy Check	0	0	FAC2A
Ready for Scanning (# of new cases – 0)	1	1	FAC2A
Documents Ordered from WNRC	0	0	WNRC
Tasked for Search (E-Task/E-mail) (# of new cases - 0)	5	5	Element
Awaiting Search by FOIA Staff (WISE/ISM) (# of new cases - 0)	2	2	FAC2A
Tasked for Review (E-Task/E-mail) (# of new cases – 0)	15	15	Element
Referred to Other Agencies for Review & Return (# of new cases – 0)	6	6	Gov't Agencies
Returned from Element/Ready for Work (# of new cases = 0)	16	16	FAC2A
Still Interested Letter Sent To Requester	0	0	Requester
Assigned to Appeal Coordinator (# of new cases – 0)	5	5	FAC2A
General Counsel (GC) Review	0	0	GC
Appeal SSS Coordination (# of new cases – 0)	26	26	GC-0; FAC2A1-19 FAC2-7; FAC-0
Awaiting Signature (Team Lead) (# of cases – 0)	0	0	
TOTAL	90	90	

# of Open Appeals beginning FY15	81	# of Open Appeals beginning FY16	77
# of New Appeals For FY15	33	# of New Appeals For FY16	22
# of Closed Appeal	28	# of Closed Appeal	9
Amended/Change in Request Type (+/-)	0	Amended/Change in Request Type (+/-)	0
Appeals Backlog as of 10 - 14 Aug 15	86	Current Appeals Backlog	90

of New Cases – 0

of Closed Cases – 0

[illegible]

FAC Appeals Backlog Status Weekly Report

8 - 12 Feb 16

Status	# of appeals 1 – 5 Feb 16	# of appeals 8 – 12 Feb 16	Location
Awaiting Tasking for Search (# of new cases – 0)	3	3	FAC2A
Awaiting Tasking for Review (# of new cases – 0)	9	9	FAC2A
Sent for Contractor Review	0	0	FAC2A
Search Complete – Need Relevancy Check	0	0	FAC2A
Ready for Scanning (# of new cases – 0)	1	1	FAC2A
Documents Ordered from WNRC	0	0	WNRC
Tasked for Search (E-Task/E-mail) (# of new cases - 0)	7	7	Element
Awaiting Search by FOIA Staff (WISE/ISM) (# of new cases - 0)	1	1	FAC2A
Tasked for Review (E-Task/E-mail) (# of new cases – 0)	16	16	Element
Referred to Other Agencies for Review & Return (# of new cases – 0)	9	9	Gov't Agencies
Returned from Element/Ready for Work	12	12	FAC2A
Still Interested Letter Sent To Requester	0	0	Requester
Assigned to Appeal Coordinator (# of new cases – 0)	4	3	FAC2A
General Counsel (GC) Review	0	0	GC
Appeal SSS Coordination (# of new cases – 0)	19	20	GC-0; FAC2A1-19 FAC2A-0; FAC-0
Awaiting Signature (Team Lead) (# of cases – 0)	0	0	
TOTAL	81	81	

# of Open Appeals beginning FY15	81	# of Open Appeals beginning FY16	77
# of New Appeals For FY15	19	# of New Appeals For FY16	10
# of Closed Appeal	9	# of Closed Appeal	6
Amended/Change in Request Type (+/-)	-1	Amended/Change in Request Type (+/-)	0
Appeals Backlog as of 9 - 13 Feb 15	90	Current Appeals Backlog	81

of New Cases – 0

of Closed Cases – 0

[illegible]

FAC Appeals Backlog Status Weekly Report

09 - 13 Nov 15

Status	# of appeals 02 – 06 Nov	# of appeals 09 - 13 Nov	Location
Awaiting Tasking for Search (# of new cases – 0)	3	3	FAC2A
Awaiting Tasking for Review (# of new cases – 0)	8	7	FAC2A
Sent for Contractor Review	0	0	FAC2A
Search Complete – Need Relevancy Check	0	0	FAC2A
Ready for Scanning (# of new cases – 0)	1	1	FAC2A
Documents Ordered from WNRC	0	0	WNRC
Tasked for Search (E-Task/E-mail) (# of new cases - 0)	3	3	Element
Awaiting Search by FOIA Staff (WISE/ISM) (# of new cases - 0)	1	1	FAC2A
Tasked for Review (E-Task/E-mail) (# of new cases – 0)	17	18	Element
Referred to Other Agencies for Review & Return (# of new cases – 0)	11	11	Gov't Agencies
Returned from Element/Ready for Work	9	9	FAC2A
Still Interested Letter Sent To Requester	0	0	Requester
Assigned to Appeal Coordinator (# of new cases – 0)	2	2	FAC2A
General Counsel (GC) Review	0	0	GC
Appeal SSS Coordination (# of new cases – 0)	19	19	GC-0; FAC2A1-19 FAC2A-0; FAC-0
Awaiting Signature (Team Lead) (# of cases – 0)	0	0	
TOTAL	74	74	

# of Open Appeals beginning FY15	81	# of Open Appeals beginning FY16	77
# of New Appeals For FY15	13	# of New Appeals For FY16	2
# of Closed Appeal	1	# of Closed Appeal	5
Amended/Change in Request Type (+/-)	-1	Amended/Change in Request Type (+/-)	0
Appeals Backlog as of 10 - 14 Nov 14	92	Current Appeals Backlog	74

of New Cases – 0

of Closed Cases – 0

[illegible]

FAC Appeals Backlog Status Weekly Report

9 - 13 May 16

Status	# of appeals 2 – 6 May 16	# of appeals 9 – 13 May 16	Location
Awaiting Tasking for Search (# of new cases – 1)	3	4	FAC2A
Awaiting Tasking for Review (# of new cases – 0)	12	12	FAC2A
Sent for Contractor Review	0	0	FAC2A
Search Complete – Need Relevancy Check	0	0	FAC2A
Ready for Scanning (# of new cases – 0)	1	1	FAC2A
Documents Ordered from WNRC	0	0	WNRC
Tasked for Search (E-Task/E-mail) (# of new cases - 0)	6	6	Element
Awaiting Search by FOIA Staff (WISE/ISM) (# of new cases - 0)	1	1	FAC2A
Tasked for Review (E-Task/E-mail) (# of new cases – 0)	14	14	Element
Referred to Other Agencies for Review & Return (# of new cases – 0)	7	7	Gov't Agencies
Returned from Element/Ready for Work (# of new cases = 0)	16	16	FAC2A
Still Interested Letter Sent To Requester	0	0	Requester
Assigned to Appeal Coordinator (# of new cases – 0)	6	6	FAC2A
General Counsel (GC) Review	0	0	GC
Appeal SSS Coordination (# of new cases – 0)	19	19	GC-0; FAC2A1-19 FAC2-0; FAC-0
Awaiting Signature (Team Lead) (# of cases – 0)	1	1	
TOTAL	86	87	

# of Open Appeals beginning FY15	81	# of Open Appeals beginning FY16	77
# of New Appeals For FY15	25	# of New Appeals For FY16	19
# of Closed Appeal	28	# of Closed Appeal	9
Amended/Change in Request Type (+/-)	-1	Amended/Change in Request Type (+/-)	0
Appeals Backlog as of 11 – 15 May 15	77	Current Appeals Backlog	87

of New Cases – 1

of Closed Cases – 0

[illegible]

FAC Appeals Backlog Status Weekly Report

11 – 15 Apr 16

Status	# of appeals 4 – 8 Apr 16	# of appeals 11 – 15 Apr 16	Location
Awaiting Tasking for Search (# of new cases – 0)	4	4	FAC2A
Awaiting Tasking for Review (# of new cases – 0)	11	11	FAC2A
Sent for Contractor Review	0	0	FAC2A
Search Complete – Need Relevancy Check	0	0	FAC2A
Ready for Scanning (# of new cases – 0)	1	1	FAC2A
Documents Ordered from WNRC	0	0	WNRC
Tasked for Search (E-Task/E-mail) (# of new cases - 0)	5	5	Element
Awaiting Search by FOIA Staff (WISE/ISM) (# of new cases - 0)	1	1	FAC2A
Tasked for Review (E-Task/E-mail) (# of new cases – 0)	14	14	Element
Referred to Other Agencies for Review & Return (# of new cases – 0)	8	8	Gov't Agencies
Returned from Element/Ready for Work (# of new cases = 0)	13	13	FAC2A
Still Interested Letter Sent To Requester	0	0	Requester
Assigned to Appeal Coordinator (# of new cases – 0)	6	6	FAC2A
General Counsel (GC) Review	0	0	GC
Appeal SSS Coordination (# of new cases – 0)	20	20	GC-0; FAC2A1-20 FAC2-0; FAC-0
Awaiting Signature (Team Lead) (# of cases – 0)	3	3	
TOTAL	86	86	

# of Open Appeals beginning FY15	81	# of Open Appeals beginning FY16	77
# of New Appeals For FY15	25	# of New Appeals For FY16	15
# of Closed Appeal	23	# of Closed Appeal	6
Amended/Change in Request Type (+/-)	-1	Amended/Change in Request Type (+/-)	0
Appeals Backlog as of 13 – 17 Apr 15	82	Current Appeals Backlog	86

of New Cases – 0

of Closed Cases – 0

[illegible]

FAC Appeals Backlog Status Weekly Report

11 - 15 Jan 16

Status	# of appeals 04 – 08 Jan 16	# of appeals 11 – 15 Jan 16	Location
Awaiting Tasking for Search (# of new cases – 1)	4	5	FAC2A
Awaiting Tasking for Review (# of new cases – 0)	10	10	FAC2A
Sent for Contractor Review	0	0	FAC2A
Search Complete – Need Relevancy Check	0	0	FAC2A
Ready for Scanning (# of new cases – 0)	1	1	FAC2A
Documents Ordered from WNRC	0	0	WNRC
Tasked for Search (E-Task/E-mail) (# of new cases - 0)	3	3	Element
Awaiting Search by FOIA Staff (WISE/ISM) (# of new cases - 1)	1	2	FAC2A
Tasked for Review (E-Task/E-mail) (# of new cases – 0)	16	15	Element
Referred to Other Agencies for Review & Return (# of new cases – 0)	12	11	Gov't Agencies
Returned from Element/Ready for Work	10	12	FAC2A
Still Interested Letter Sent To Requester	0	0	Requester
Assigned to Appeal Coordinator (# of new cases – 0)	2	2	FAC2A
General Counsel (GC) Review	0	0	GC
Appeal SSS Coordination (# of new cases – 0)	19	19	GC-0; FAC2A1-19 FAC2A-0; FAC-0
Awaiting Signature (Team Lead) (# of cases – 0)	0	0	
TOTAL	78	80	

# of Open Appeals beginning FY15	81	# of Open Appeals beginning FY16	77
# of New Appeals For FY15	15	# of New Appeals For FY16	8
# of Closed Appeal	6	# of Closed Appeal	5
Amended/Change in Request Type (+/-)	-1	Amended/Change in Request Type (+/-)	0
Appeals Backlog as of 12 - 16 Jan 15	89	Current Appeals Backlog	80

of New Cases – 2

of Closed Cases – 0

[illegible]

FAC Appeals Backlog Status Weekly Report

11 - 15 Jul 16

Status	# of appeals 4 - 8 Jul 16	# of appeals 11 - 15 Jul 16	Location
Awaiting Tasking for Search (# of new cases – 0)	4	4	FAC2A
Awaiting Tasking for Review (# of new cases – 0)	9	10	FAC2A
Sent for Contractor Review	0	0	FAC2A
Search Complete – Need Relevancy Check	0	0	FAC2A
Ready for Scanning (# of new cases – 0)	1	1	FAC2A
Documents Ordered from WNRC	0	0	WNRC
Tasked for Search (E-Task/E-mail) (# of new cases - 0)	6	6	Element
Awaiting Search by FOIA Staff (WISE/ISM) (# of new cases - 0)	1	1	FAC2A
Tasked for Review (E-Task/E-mail) (# of new cases – 0)	15	15	Element
Referred to Other Agencies for Review & Return (# of new cases – 0)	6	6	Gov't Agencies
Returned from Element/Ready for Work (# of new cases = 0)	17	17	FAC2A
Still Interested Letter Sent To Requester	0	0	Requester
Assigned to Appeal Coordinator (# of new cases – 0)	6	6	FAC2A
General Counsel (GC) Review	0	0	GC
Appeal SSS Coordination (# of new cases – 0)	20	20	GC-4; FAC2A1-16 FAC2-0; FAC-0
Awaiting Signature (Team Lead) (# of cases – 0)	2	2	
TOTAL	87	88	

# of Open Appeals beginning FY15	81	# of Open Appeals beginning FY16	77
# of New Appeals For FY15	32	# of New Appeals For FY16	20
# of Closed Appeal	29	# of Closed Appeal	9
Amended/Change in Request Type (+/-)	+1	Amended/Change in Request Type (+/-)	0
Appeals Backlog as of 13 - 18 Jul 15	85	Current Appeals Backlog	88

of New Cases – 0

of Closed Cases – 0

[illegible]

FAC Appeals Backlog Status Weekly Report

12 - 16 Oct 2015

Status	# of appeals 05 - 09 Oct	# of appeals 12 - 16 Oct	Location
Awaiting Tasking for Search (# of new cases – 1)	3	4	FAC2A
Awaiting Tasking for Review (# of new cases – 0)	7	7	FAC2A
Sent for Contractor Review	0	0	FAC2A
Search Complete – Need Relevancy Check	0	0	FAC2A
Ready for Scanning (# of new cases – 0)	1	1	FAC2A
Documents Ordered from WNRC	0	0	WNRC
Tasked for Search (E-Task/E-mail) (# of new cases - 0)	3	3	Element
Awaiting Search by FOIA Staff (WISE/ISM) (# of new cases - 0)	1	1	FAC2A
Tasked for Review (E-Task/E-mail) (# of new cases – 0)	17	17	Element
Referred to Other Agencies for Review & Return (# of new cases – 0)	11	11	Gov't Agencies
Returned from Element/Ready for Work	9	9	FAC2A
Still Interested Letter Sent To Requester	0	0	Requester
Assigned to Appeal Coordinator (# of new cases – 0)	2	2	FAC2A
General Counsel (GC) Review	0	0	GC
Appeal SSS Coordination (# of new cases – 0)	18	18	GC-0; FAC2A1-18 FAC2A-0; FAC-0
Awaiting Signature (Team Lead) (# of cases – 0)	5	0	
TOTAL	77	73	

# of Open Appeals beginning FY15	81	# of Open Appeals beginning FY16	77
# of New Appeals For FY15	4	# of New Appeals For FY16	1
# of Closed Appeal	0	# of Closed Appeal	5
Amended/Change in Request Type (+/-)	0	Amended/Change in Request Type (+/-)	0
Appeals Backlog as of 13 - 17 Oct 14	85	Current Appeals Backlog	73

of New Cases – 1

of Closed Cases – 5

[illegible]

FAC Appeals Backlog Status Weekly Report

12 - 16 Sep 2016

Status	# of appeals 5 - 9 Sep 16	# of appeals 12 - 16 Sep 16	Location
Awaiting Tasking for Search (# of new cases – 0)	4	4	FAC2A
Awaiting Tasking for Review (# of new cases – 2)	10	12	FAC2A
Sent for Contractor Review	0	0	FAC2A
Search Complete – Need Relevancy Check	0	0	FAC2A
Ready for Scanning (# of new cases – 0)	1	1	FAC2A
Documents Ordered from WNRC	0	0	WNRC
Tasked for Search (E-Task/E-mail) (# of new cases - 0)	6	6	Element
Awaiting Search by FOIA Staff (WISE/ISM) (# of new cases - 0)	3	3	FAC2A
Tasked for Review (E-Task/E-mail) (# of new cases – 0)	15	15	Element
Referred to Other Agencies for Review & Return (# of new cases – 0)	6	6	Gov't Agencies
Returned from Element/Ready for Work (# of new cases = 0)	15	15	FAC2A
Still Interested Letter Sent To Requester	0	0	Requester
Assigned to Appeal Coordinator (# of new cases – 0)	5	5	FAC2A
General Counsel (GC) Review	0	0	GC
Appeal SSS Coordination (# of new cases – 0)	19	19	GC-0; FAC2A1-10 FAC2-0; FAC-9
Awaiting Signature (Team Lead) (# of cases – 0)	0	0	
TOTAL	84	86	

# of Open Appeals beginning FY15	81	# of Open Appeals beginning FY16	77
# of New Appeals For FY15	37	# of New Appeals For FY16	25
# of Closed Appeal	31	# of Closed Appeal	16
Amended/Change in Request Type (+/-)	0	Amended/Change in Request Type (+/-)	0
Appeals Backlog as of 14 - 18 Sep 15	87	Current Appeals Backlog	86

of New Cases – 2

of Closed Cases – 0

[illegible]

FAC Appeals Backlog Status Weekly Report

13 - 17 Jun 16

Status	# of appeals 6 - 10 Jun 16	# of appeals 13 - 17 Jun 16	Location
Awaiting Tasking for Search (# of new cases – 0)	4	4	FAC2A
Awaiting Tasking for Review (# of new cases – 0)	11	11	FAC2A
Sent for Contractor Review	0	0	FAC2A
Search Complete – Need Relevancy Check	0	0	FAC2A
Ready for Scanning (# of new cases – 0)	1	1	FAC2A
Documents Ordered from WNRC	0	0	WNRC
Tasked for Search (E-Task/E-mail) (# of new cases - 0)	6	5	Element
Awaiting Search by FOIA Staff (WISE/ISM) (# of new cases - 0)	1	1	FAC2A
Tasked for Review (E-Task/E-mail) (# of new cases – 0)	14	14	Element
Referred to Other Agencies for Review & Return (# of new cases – 0)	7	7	Gov't Agencies
Returned from Element/Ready for Work (# of new cases = 0)	17	18	FAC2A
Still Interested Letter Sent To Requester	0	0	Requester
Assigned to Appeal Coordinator (# of new cases – 0)	6	6	FAC2A
General Counsel (GC) Review	0	0	GC
Appeal SSS Coordination (# of new cases – 0)	19	19	GC-0; FAC2A1-19 FAC2-0; FAC-0
Awaiting Signature (Team Lead) (# of cases – 0)	1	1	
TOTAL	87	87	

# of Open Appeals beginning FY15	81	# of Open Appeals beginning FY16	77
# of New Appeals For FY15	27	# of New Appeals For FY16	19
# of Closed Appeal	28	# of Closed Appeal	9
Amended/Change in Request Type (+/-)	0	Amended/Change in Request Type (+/-)	0
Appeals Backlog as of 15 - 19 Jun 2015	80	Current Appeals Backlog	87

of New Cases – 0

of Closed Cases – 0

[illegible]

FAC Appeals Backlog Status Weekly Report

14 - 18 Dec 15

Status	# of appeals 07 – 11 Dec	# of appeals 14 – 18 Dec	Location
Awaiting Tasking for Search (# of new cases – 0)	5	5	FAC2A
Awaiting Tasking for Review (# of new cases – 0)	8	8	FAC2A
Sent for Contractor Review	0	0	FAC2A
Search Complete – Need Relevancy Check	0	0	FAC2A
Ready for Scanning (# of new cases – 0)	1	1	FAC2A
Documents Ordered from WNRC	0	0	WNRC
Tasked for Search (E-Task/E-mail) (# of new cases - 0)	3	3	Element
Awaiting Search by FOIA Staff (WISE/ISM) (# of new cases - 0)	1	1	FAC2A
Tasked for Review (E-Task/E-mail) (# of new cases – 0)	16	16	Element
Referred to Other Agencies for Review & Return (# of new cases – 0)	12	12	Gov't Agencies
Returned from Element/Ready for Work	10	10	FAC2A
Still Interested Letter Sent To Requester	0	0	Requester
Assigned to Appeal Coordinator (# of new cases – 0)	2	2	FAC2A
General Counsel (GC) Review	0	0	GC
Appeal SSS Coordination (# of new cases – 0)	19	19	GC-0; FAC2A1-19 FAC2A-0; FAC-0
Awaiting Signature (Team Lead) (# of cases – 0)	0	0	
TOTAL	77	77	

# of Open Appeals beginning FY15	81	# of Open Appeals beginning FY16	77
# of New Appeals For FY15	15	# of New Appeals For FY16	5
# of Closed Appeal	1	# of Closed Appeal	5
Amended/Change in Request Type (+/-)	-1	Amended/Change in Request Type (+/-)	0
Appeals Backlog as of 15 - 19 Dec 14	94	Current Appeals Backlog	77

of New Cases – 0

of Closed Cases — 0

[illegible]

FAC Appeals Backlog Status Weekly Report

14 - 18 Mar 16

Status	# of appeals 7 - 11 Mar 16	# of appeals 14 - 18 Mar 16	Location
Awaiting Tasking for Search (# of new cases – 0)	4	4	FAC2A
Awaiting Tasking for Review (# of new cases – 2)	9	11	FAC2A
Sent for Contractor Review	0	0	FAC2A
Search Complete – Need Relevancy Check	0	0	FAC2A
Ready for Scanning (# of new cases – 0)	1	1	FAC2A
Documents Ordered from WNRC	0	0	WNRC
Tasked for Search (E-Task/E-mail) (# of new cases - 0)	5	5	Element
Awaiting Search by FOIA Staff (WISE/ISM) (# of new cases - 0)	1	1	FAC2A
Tasked for Review (E-Task/E-mail) (# of new cases – 0)	15	14	Element
Referred to Other Agencies for Review & Return (# of new cases – 0)	9	8	Gov't Agencies
Returned from Element/Ready for Work	11	13	FAC2A
Still Interested Letter Sent To Requester	0	0	Requester
Assigned to Appeal Coordinator (# of new cases – 0)	6	6	FAC2A
General Counsel (GC) Review	0	0	GC
Appeal SSS Coordination (# of new cases – 0)	20	20	GC-2; FAC2A1-15 FAC2A-3; FAC-0
Awaiting Signature (Team Lead) (# of cases – 0)	3	3	
TOTAL	84	86	

# of Open Appeals beginning FY15	81	# of Open Appeals beginning FY16	77
# of New Appeals For FY15	22	# of New Appeals For FY16	15
# of Closed Appeal	22	# of Closed Appeal	6
Amended/Change in Request Type (+/-)	-1	Amended/Change in Request Type (+/-)	0
Appeals Backlog as of 16 - 20 Mar 15	80	Current Appeals Backlog	86

of New Cases – 2

of Closed Cases – 0

[illegible]

FAC Appeals Backlog Status Weekly Report

15 - 19 Aug 16

Status	# of appeals 8 - 12 Aug 16	# of appeals 15 - 19 Aug 16	Location
Awaiting Tasking for Search (# of new cases – 0)	4	4	FAC2A
Awaiting Tasking for Review (# of new cases – 0)	10	10	FAC2A
Sent for Contractor Review	0	0	FAC2A
Search Complete – Need Relevancy Check	0	0	FAC2A
Ready for Scanning (# of new cases – 0)	1	1	FAC2A
Documents Ordered from WNRC	0	0	WNRC
Tasked for Search (E-Task/E-mail) (# of new cases - 0)	5	5	Element
Awaiting Search by FOIA Staff (WISE/ISM) (# of new cases - 1)	2	3	FAC2A
Tasked for Review (E-Task/E-mail) (# of new cases – 0)	15	15	Element
Referred to Other Agencies for Review & Return (# of new cases – 0)	6	6	Gov't Agencies
Returned from Element/Ready for Work (# of new cases = 0)	16	16	FAC2A
Still Interested Letter Sent To Requester	0	0	Requester
Assigned to Appeal Coordinator (# of new cases – 0)	5	5	FAC2A
General Counsel (GC) Review	0	0	GC
Appeal SSS Coordination (# of new cases – 0)	26	26	GC-0; FAC2A1-18 FAC2-7; FAC-1
Awaiting Signature (Team Lead) (# of cases – 0)	0	0	
TOTAL	90	91	

# of Open Appeals beginning FY15	81	# of Open Appeals beginning FY16	77
# of New Appeals For FY15	34	# of New Appeals For FY16	23
# of Closed Appeal	31	# of Closed Appeal	9
Amended/Change in Request Type (+/-)	0	Amended/Change in Request Type (+/-)	0
Appeals Backlog as of 17 - 21 Aug 15	84	Current Appeals Backlog	91

of New Cases – 1

of Closed Cases – 0

[illegible]

FAC Appeals Backlog Status Weekly Report

15 - 19 Feb 16

Status	# of appeals 8 - 12 Feb 16	# of appeals 15 - 19 Feb 16	Location
Awaiting Tasking for Search (# of new cases – 0)	3	3	FAC2A
Awaiting Tasking for Review (# of new cases – 0)	9	10	FAC2A
Sent for Contractor Review	0	0	FAC2A
Search Complete – Need Relevancy Check	0	0	FAC2A
Ready for Scanning (# of new cases – 0)	1	1	FAC2A
Documents Ordered from WNRC	0	0	WNRC
Tasked for Search (E-Task/E-mail) (# of new cases - 0)	7	7	Element
Awaiting Search by FOIA Staff (WISE/ISM) (# of new cases - 0)	1	1	FAC2A
Tasked for Review (E-Task/E-mail) (# of new cases – 0)	16	15	Element
Referred to Other Agencies for Review & Return (# of new cases – 0)	9	9	Gov't Agencies
Returned from Element/Ready for Work	12	13	FAC2A
Still Interested Letter Sent To Requester	0	0	Requester
Assigned to Appeal Coordinator (# of new cases – 0)	3	3	FAC2A
General Counsel (GC) Review	0	0	GC
Appeal SSS Coordination (# of new cases – 0)	20	20	GC-0; FAC2A1-19 FAC2A-0; FAC-0
Awaiting Signature (Team Lead) (# of cases – 0)	0	0	
TOTAL	81	82	

# of Open Appeals beginning FY15	81	# of Open Appeals beginning FY16	77
# of New Appeals For FY15	21	# of New Appeals For FY16	11
# of Closed Appeal	9	# of Closed Appeal	6
Amended/Change in Request Type (+/-)	-1	Amended/Change in Request Type (+/-)	0
Appeals Backlog as of 16 - 20 Feb 15	92	Current Appeals Backlog	82

of New Cases – 1

of Closed Cases – 0

[illegible]

FAC Appeals Backlog Status Weekly Report

16 – 20 May 16

Status	# of appeals 9 – 13 May 16	# of appeals 16 – 20 May 16	Location
Awaiting Tasking for Search (# of new cases – 0)	4	4	FAC2A
Awaiting Tasking for Review (# of new cases – 0)	12	12	FAC2A
Sent for Contractor Review	0	0	FAC2A
Search Complete – Need Relevancy Check	0	0	FAC2A
Ready for Scanning (# of new cases – 0)	1	1	FAC2A
Documents Ordered from WNRC	0	0	WNRC
Tasked for Search (E-Task/E-mail) (# of new cases - 0)	6	6	Element
Awaiting Search by FOIA Staff (WISE/ISM) (# of new cases - 0)	1	1	FAC2A
Tasked for Review (E-Task/E-mail) (# of new cases – 0)	14	14	Element
Referred to Other Agencies for Review & Return (# of new cases – 0)	7	7	Gov't Agencies
Returned from Element/Ready for Work (# of new cases = 0)	16	16	FAC2A
Still Interested Letter Sent To Requester	0	0	Requester
Assigned to Appeal Coordinator (# of new cases – 0)	6	6	FAC2A
General Counsel (GC) Review	0	0	GC
Appeal SSS Coordination (# of new cases – 0)	19	19	GC-0; FAC2A1-19 FAC2-0; FAC-0
Awaiting Signature (Team Lead) (# of cases – 0)	1	1	
TOTAL	87	87	

# of Open Appeals beginning FY15	81	# of Open Appeals beginning FY16	77
# of New Appeals For FY15	25	# of New Appeals For FY16	19
# of Closed Appeal	28	# of Closed Appeal	9
Amended/Change in Request Type (+/-)	-1	Amended/Change in Request Type (+/-)	0
Appeals Backlog as of 18 – 22 May 2015	77	Current Appeals Backlog	87

of New Cases – 0

of Closed Cases – 0

[illegible]

FAC Appeals Backlog Status Weekly Report

16 - 20 Nov 15

Status	# of appeals 09 - 13 Nov	# of appeals 16 - 20 Nov	Location
Awaiting Tasking for Search (# of new cases – 0)	3	3	FAC2A
Awaiting Tasking for Review (# of new cases – 0)	7	7	FAC2A
Sent for Contractor Review	0	0	FAC2A
Search Complete – Need Relevancy Check	0	0	FAC2A
Ready for Scanning (# of new cases – 0)	1	1	FAC2A
Documents Ordered from WNRC	0	0	WNRC
Tasked for Search (E-Task/E-mail) (# of new cases - 0)	3	3	Element
Awaiting Search by FOIA Staff (WISE/ISM) (# of new cases - 0)	1	1	FAC2A
Tasked for Review (E-Task/E-mail) (# of new cases – 0)	18	18	Element
Referred to Other Agencies for Review & Return (# of new cases – 0)	11	11	Gov't Agencies
Returned from Element/Ready for Work	9	9	FAC2A
Still Interested Letter Sent To Requester	0	0	Requester
Assigned to Appeal Coordinator (# of new cases – 0)	2	2	FAC2A
General Counsel (GC) Review	0	0	GC
Appeal SSS Coordination (# of new cases – 0)	19	19	GC-0; FAC2A1-19 FAC2A-0; FAC-0
Awaiting Signature (Team Lead) (# of cases – 0)	0	0	
TOTAL	74	74	

# of Open Appeals beginning FY15	81	# of Open Appeals beginning FY16	77
# of New Appeals For FY15	13	# of New Appeals For FY16	2
# of Closed Appeal	1	# of Closed Appeal	5
Amended/Change in Request Type (+/-)	-1	Amended/Change in Request Type (+/-)	0
Appeals Backlog as of 17 - 21 Nov 14	92	Current Appeals Backlog	74

of New Cases – 0

of Closed Cases – 0

[illegible]

FAC Appeals Backlog Status Weekly Report

18 - 22 Apr 16

Status	# of appeals 11 – 15 Apr 16	# of appeals 18 - 22 Apr 16	Location
Awaiting Tasking for Search (# of new cases – 0)	4	4	FAC2A
Awaiting Tasking for Review (# of new cases – 0)	11	11	FAC2A
Sent for Contractor Review	0	0	FAC2A
Search Complete – Need Relevancy Check	0	0	FAC2A
Ready for Scanning (# of new cases – 0)	1	1	FAC2A
Documents Ordered from WNRC	0	0	WNRC
Tasked for Search (E-Task/E-mail) (# of new cases - 0)	5	5	Element
Awaiting Search by FOIA Staff (WISE/ISM) (# of new cases - 0)	1	1	FAC2A
Tasked for Review (E-Task/E-mail) (# of new cases – 0)	14	14	Element
Referred to Other Agencies for Review & Return (# of new cases – 0)	8	8	Gov't Agencies
Returned from Element/Ready for Work (# of new cases = 0)	13	13	FAC2A
Still Interested Letter Sent To Requester	0	0	Requester
Assigned to Appeal Coordinator (# of new cases – 0)	6	6	FAC2A
General Counsel (GC) Review	0	0	GC
Appeal SSS Coordination (# of new cases – 0)	20	20	GC-0; FAC2A1-20 FAC2-0; FAC-0
Awaiting Signature (Team Lead) (# of cases – 0)	3	3	
TOTAL	86	86	

# of Open Appeals beginning FY15	81	81	# of Open Appeals beginning FY16	77
# of New Appeals For FY15	25	25	# of New Appeals For FY16	15
# of Closed Appeal	23	23	# of Closed Appeal	6
Amended/Change in Request Type (+/-)	-1	-1	Amended/Change in Request Type (+/-)	0
Appeals Backlog as of 20 - 24 Apr 15	82	82	Current Appeals Backlog	86

of New Cases – 0

of Closed Cases — 0

[illegible]

FAC Appeals Backlog Status Weekly Report

18 - 22 Jan 16

Status	# of appeals 11 - 15 Jan 16	# of appeals 18 - 22 Jan 16	Location
Awaiting Tasking for Search (# of new cases – 0)	5	4	FAC2A
Awaiting Tasking for Review (# of new cases – 0)	10	8	FAC2A
Sent for Contractor Review	0	0	FAC2A
Search Complete – Need Relevancy Check	0	0	FAC2A
Ready for Scanning (# of new cases – 0)	1	1	FAC2A
Documents Ordered from WNRC	0	0	WNRC
Tasked for Search (E-Task/E-mail) (# of new cases - 0)	3	4	Element
Awaiting Search by FOIA Staff (WISE/ISM) (# of new cases - 0)	2	2	FAC2A
Tasked for Review (E-Task/E-mail) (# of new cases – 0)	15	16	Element
Referred to Other Agencies for Review & Return (# of new cases – 0)	11	11	Gov't Agencies
Returned from Element/Ready for Work	12	10	FAC2A
Still Interested Letter Sent To Requester	0	0	Requester
Assigned to Appeal Coordinator (# of new cases – 0)	2	4	FAC2A
General Counsel (GC) Review	0	0	GC
Appeal SSS Coordination (# of new cases – 0)	19	19	GC-0; FAC2A1-19 FAC2A-0; FAC-0
Awaiting Signature (Team Lead) (# of cases – 0)	0	0	
TOTAL	80	79	

# of Open Appeals beginning FY15	81	# of Open Appeals beginning FY16	77
# of New Appeals For FY15	15	# of New Appeals For FY16	8
# of Closed Appeal	6	# of Closed Appeal	6
Amended/Change in Request Type (+/-)	-1	Amended/Change in Request Type (+/-)	0
Appeals Backlog as of 19 - 23 Jan 15	89	Current Appeals Backlog	79

of New Cases – 0

of Closed Cases – 1

[illegible]

FAC Appeals Backlog Status Weekly Report

18 - 22 Jul 16

Status	# of appeals 11 - 15 Jul 16	# of appeals 18 - 22 Jul 16	Location
Awaiting Tasking for Search (# of new cases – 0)	4	4	FAC2A
Awaiting Tasking for Review (# of new cases – 0)	10	10	FAC2A
Sent for Contractor Review	0	0	FAC2A
Search Complete – Need Relevancy Check	0	0	FAC2A
Ready for Scanning (# of new cases – 0)	1	1	FAC2A
Documents Ordered from WNRC	0	0	WNRC
Tasked for Search (E-Task/E-mail) (# of new cases - 0)	6	6	Element
Awaiting Search by FOIA Staff (WISE/ISM) (# of new cases - 1)	1	2	FAC2A
Tasked for Review (E-Task/E-mail) (# of new cases – 0)	15	15	Element
Referred to Other Agencies for Review & Return (# of new cases – 0)	6	6	Gov't Agencies
Returned from Element/Ready for Work (# of new cases = 0)	17	17	FAC2A
Still Interested Letter Sent To Requester	0	0	Requester
Assigned to Appeal Coordinator (# of new cases – 0)	6	6	FAC2A
General Counsel (GC) Review	0	0	GC
Appeal SSS Coordination (# of new cases – 0)	20	20	GC-4; FAC2A1-16 FAC2-0; FAC-0
Awaiting Signature (Team Lead) (# of cases – 0)	2	2	
TOTAL	88	89	

# of Open Appeals beginning FY15	81	# of Open Appeals beginning FY16	77
# of New Appeals For FY15	32	# of New Appeals For FY16	21
# of Closed Appeal	29	# of Closed Appeal	9
Amended/Change in Request Type (+/-)	+1	Amended/Change in Request Type (+/-)	0
Appeals Backlog as of 20 - 24 Jul 15	85	Current Appeals Backlog	89

of New Cases – 1

of Closed Cases — 0

[illegible]

FAC Appeals Backlog Status Weekly Report

19 - 23 Oct 2015

Status	# of appeals 12 - 16 Oct	# of appeals 19 - 23 Oct	Location
Awaiting Tasking for Search (# of new cases – 0)	4	4	FAC2A
Awaiting Tasking for Review (# of new cases – 0)	7	7	FAC2A
Sent for Contractor Review	0	0	FAC2A
Search Complete – Need Relevancy Check	0	0	FAC2A
Ready for Scanning (# of new cases – 0)	1	1	FAC2A
Documents Ordered from WNRC	0	0	WNRC
Tasked for Search (E-Task/E-mail) (# of new cases - 0)	3	3	Element
Awaiting Search by FOIA Staff (WISE/ISM) (# of new cases - 0)	1	1	FAC2A
Tasked for Review (E-Task/E-mail) (# of new cases – 0)	17	17	Element
Referred to Other Agencies for Review & Return (# of new cases – 0)	11	11	Gov't Agencies
Returned from Element/Ready for Work	9	9	FAC2A
Still Interested Letter Sent To Requester	0	0	Requester
Assigned to Appeal Coordinator (# of new cases – 0)	2	2	FAC2A
General Counsel (GC) Review	0	0	GC
Appeal SSS Coordination (# of new cases – 0)	18	18	GC-0; FAC2A1-18 FAC2A-0; FAC-0
Awaiting Signature (Team Lead) (# of cases – 0)	0	0	
TOTAL	73	73	

# of Open Appeals beginning FY15	81	# of Open Appeals beginning FY16	77
# of New Appeals For FY15	6	# of New Appeals For FY16	1
# of Closed Appeal	1	# of Closed Appeal	5
Amended/Change in Request Type (+/-)	0	Amended/Change in Request Type (+/-)	0
Appeals Backlog as of 20 - 24 Oct 14	86	Current Appeals Backlog	73

of New Cases – 0

of Closed Cases – 0

[illegible]

FAC Appeals Backlog Status Weekly Report

19 - 23 Sep 2016

Status	# of appeals 12 - 16 Sep 16	# of appeals 19 - 23 Sep 16	Location
Awaiting Tasking for Search (# of new cases – 1)	4	5	FAC2A
Awaiting Tasking for Review (# of new cases – 0)	12	12	FAC2A
Sent for Contractor Review	0	0	FAC2A
Search Complete – Need Relevancy Check	0	0	FAC2A
Ready for Scanning (# of new cases – 0)	1	1	FAC2A
Documents Ordered from WNRC	0	0	WNRC
Tasked for Search (E-Task/E-mail) (# of new cases - 0)	6	6	Element
Awaiting Search by FOIA Staff (WISE/ISM) (# of new cases - 0)	3	3	FAC2A
Tasked for Review (E-Task/E-mail) (# of new cases – 0)	15	15	Element
Referred to Other Agencies for Review & Return (# of new cases – 0)	6	6	Gov't Agencies
Returned from Element/Ready for Work (# of new cases = 0)	15	15	FAC2A
Still Interested Letter Sent To Requester	0	0	Requester
Assigned to Appeal Coordinator (# of new cases – 0)	5	5	FAC2A
General Counsel (GC) Review	0	0	GC
Appeal SSS Coordination (# of new cases – 0)	19	12	GC-0; FAC2A1-12 FAC2-0; FAC-0
Awaiting Signature (Team Lead) (# of cases – 0)	0	0	
TOTAL	86	80	

# of Open Appeals beginning FY15	81	# of Open Appeals beginning FY16	77
# of New Appeals For FY15	38	# of New Appeals For FY16	26
# of Closed Appeal	41	# of Closed Appeal	23
Amended/Change in Request Type (+/-)	0	Amended/Change in Request Type (+/-)	0
Appeals Backlog as of 21 - 25 Sep 15	78	Current Appeals Backlog	80

of New Cases – 1

of Closed Cases – 7

[illegible]

FAC Appeals Backlog Status Weekly Report

20 - 24 Jun 16

Status	# of appeals 13 - 17 Jun 16	# of appeals 20 - 24 Jun 16	Location
Awaiting Tasking for Search (# of new cases – 0)	4	4	FAC2A
Awaiting Tasking for Review (# of new cases – 0)	11	9	FAC2A
Sent for Contractor Review	0	0	FAC2A
Search Complete – Need Relevancy Check	0	0	FAC2A
Ready for Scanning (# of new cases – 0)	1	1	FAC2A
Documents Ordered from WNRC	0	0	WNRC
Tasked for Search (E-Task/E-mail) (# of new cases - 0)	5	6	Element
Awaiting Search by FOIA Staff (WISE/ISM) (# of new cases - 0)	1	1	FAC2A
Tasked for Review (E-Task/E-mail) (# of new cases – 0)	14	15	Element
Referred to Other Agencies for Review & Return (# of new cases – 0)	7	6	Gov't Agencies
Returned from Element/Ready for Work (# of new cases = 0)	18	17	FAC2A
Still Interested Letter Sent To Requester	0	0	Requester
Assigned to Appeal Coordinator (# of new cases – 0)	6	6	FAC2A
General Counsel (GC) Review	0	0	GC
Appeal SSS Coordination (# of new cases – 0)	19	20	GC-0; FAC2A1-19 FAC2-0; FAC-0
Awaiting Signature (Team Lead) (# of cases – 0)	1	2	
TOTAL	87	87	

# of Open Appeals beginning FY15	81	# of Open Appeals beginning FY16	77
# of New Appeals For FY15	28	# of New Appeals For FY16	19
# of Closed Appeal	28	# of Closed Appeal	9
Amended/Change in Request Type (+/-)	0	Amended/Change in Request Type (+/-)	0
Appeals Backlog as of 22 - 26 Jun 2015	81	Current Appeals Backlog	87

of New Cases – 0

of Closed Cases – 0

[illegible]

FAC Appeals Backlog Status Weekly Report

21 - 25 Dec 15

Status	# of appeals 14 - 18 Dec	# of appeals 21 - 25 Dec	Location
Awaiting Tasking for Search (# of new cases – 1)	5	4	FAC2A
Awaiting Tasking for Review (# of new cases – 0)	8	10	FAC2A
Sent for Contractor Review	0	0	FAC2A
Search Complete – Need Relevancy Check	0	0	FAC2A
Ready for Scanning (# of new cases – 0)	1	1	FAC2A
Documents Ordered from WNRC	0	0	WNRC
Tasked for Search (E-Task/E-mail) (# of new cases - 0)	3	3	Element
Awaiting Search by FOIA Staff (WISE/ISM) (# of new cases - 0)	1	1	FAC2A
Tasked for Review (E-Task/E-mail) (# of new cases – 0)	16	16	Element
Referred to Other Agencies for Review & Return (# of new cases – 0)	12	12	Gov't Agencies
Returned from Element/Ready for Work	10	10	FAC2A
Still Interested Letter Sent To Requester	0	0	Requester
Assigned to Appeal Coordinator (# of new cases – 0)	2	2	FAC2A
General Counsel (GC) Review	0	0	GC
Appeal SSS Coordination (# of new cases – 0)	19	19	GC-0; FAC2A1-19 FAC2A-0; FAC-0
Awaiting Signature (Team Lead) (# of cases – 0)	0	0	
TOTAL	77	78	

# of Open Appeals beginning FY15	81	# of Open Appeals beginning FY16	77
# of New Appeals For FY15	15	# of New Appeals For FY16	6
# of Closed Appeal	1	# of Closed Appeal	5
Amended/Change in Request Type (+/-)	-1	Amended/Change in Request Type (+/-)	0
Appeals Backlog as of 22 - 26 Dec 14	94	Current Appeals Backlog	78

of New Cases – 1

of Closed Cases – 0

[illegible]

FAC Appeals Backlog Status Weekly Report

21 - 25 Mar 16

Status	# of appeals 14 - 18 Mar 16	# of appeals 21 - 25 Mar 16	Location
Awaiting Tasking for Search (# of new cases – 0)	4	4	FAC2A
Awaiting Tasking for Review (# of new cases – 0)	11	11	FAC2A
Sent for Contractor Review	0	0	FAC2A
Search Complete – Need Relevancy Check	0	0	FAC2A
Ready for Scanning (# of new cases – 0)	1	1	FAC2A
Documents Ordered from WNRC	0	0	WNRC
Tasked for Search (E-Task/E-mail) (# of new cases - 0)	5	5	Element
Awaiting Search by FOIA Staff (WISE/ISM) (# of new cases - 0)	1	1	FAC2A
Tasked for Review (E-Task/E-mail) (# of new cases – 0)	14	14	Element
Referred to Other Agencies for Review & Return (# of new cases – 0)	8	8	Gov't Agencies
Returned from Element/Ready for Work	13	13	FAC2A
Still Interested Letter Sent To Requester	0	0	Requester
Assigned to Appeal Coordinator (# of new cases – 0)	6	6	FAC2A
General Counsel (GC) Review	0	0	GC
Appeal SSS Coordination (# of new cases – 0)	20	20	GC-0; FAC2A1-17 FAC2A-3; FAC-0
Awaiting Signature (Team Lead) (# of cases – 0)	3	3	
TOTAL	86	86	

# of Open Appeals beginning FY15	81	# of Open Appeals beginning FY16	77
# of New Appeals For FY15	23	# of New Appeals For FY16	15
# of Closed Appeal	22	# of Closed Appeal	6
Amended/Change in Request Type (+/-)	-1	Amended/Change in Request Type (+/-)	0
Appeals Backlog as of 23 - 27 Mar 15	81	Current Appeals Backlog	86

of New Cases – 0

of Closed Cases – 0

[illegible]

FAC Appeals Backlog Status Weekly Report

22 - 26 Aug 16

Status	# of appeals 15 - 19 Aug 16	# of appeals 22 - 26 Aug 16	Location
Awaiting Tasking for Search (# of new cases – 0)	4	4	FAC2A
Awaiting Tasking for Review (# of new cases – 0)	10	10	FAC2A
Sent for Contractor Review	0	0	FAC2A
Search Complete – Need Relevancy Check	0	0	FAC2A
Ready for Scanning (# of new cases – 0)	1	1	FAC2A
Documents Ordered from WNRC	0	0	WNRC
Tasked for Search (E-Task/E-mail) (# of new cases - 0)	5	6	Element
Awaiting Search by FOIA Staff (WISE/ISM) (# of new cases - 0)	3	3	FAC2A
Tasked for Review (E-Task/E-mail) (# of new cases – 0)	15	15	Element
Referred to Other Agencies for Review & Return (# of new cases – 0)	6	6	Gov't Agencies
Returned from Element/Ready for Work (# of new cases = 0)	16	16	FAC2A
Still Interested Letter Sent To Requester	0	0	Requester
Assigned to Appeal Coordinator (# of new cases – 0)	5	4	FAC2A
General Counsel (GC) Review	0	0	GC
Appeal SSS Coordination (# of new cases – 0)	26	19	GC-2; FAC2A1-17 FAC2-0; FAC-0
Awaiting Signature (Team Lead) (# of cases – 0)	0	0	
TOTAL	91	84	

# of Open Appeals beginning FY15	81	# of Open Appeals beginning FY16	77
# of New Appeals For FY15	34	# of New Appeals For FY16	23
# of Closed Appeal	31	# of Closed Appeal	16
Amended/Change in Request Type (+/-)	0	Amended/Change in Request Type (+/-)	0
Appeals Backlog as of 24 - 28 Aug 15	84	Current Appeals Backlog	84

of New Cases – 0

of Closed Cases – 7

[illegible]

FAC Appeals Backlog Status Weekly Report

22 - 26 Feb 16

Status	# of appeals 15 - 19 Feb 16	# of appeals 22 - 26 Feb 16	Location
Awaiting Tasking for Search (# of new cases – 0)	3	3	FAC2A
Awaiting Tasking for Review (# of new cases – 0)	10	9	FAC2A
Sent for Contractor Review	0	0	FAC2A
Search Complete – Need Relevancy Check	0	0	FAC2A
Ready for Scanning (# of new cases – 0)	1	1	FAC2A
Documents Ordered from WNRC	0	0	WNRC
Tasked for Search (E-Task/E-mail) (# of new cases - 0)	7	6	Element
Awaiting Search by FOIA Staff (WISE/ISM) (# of new cases - 0)	1	1	FAC2A
Tasked for Review (E-Task/E-mail) (# of new cases – 0)	15	16	Element
Referred to Other Agencies for Review & Return (# of new cases – 0)	9	9	Gov't Agencies
Returned from Element/Ready for Work	13	13	FAC2A
Still Interested Letter Sent To Requester	0	0	Requester
Assigned to Appeal Coordinator (# of new cases – 0)	3	4	FAC2A
General Counsel (GC) Review	0	0	GC
Appeal SSS Coordination (# of new cases – 0)	20	20	GC-0; FAC2A1-20 FAC2A-0; FAC-0
Awaiting Signature (Team Lead) (# of cases – 0)	0	0	
TOTAL	82	82	

# of Open Appeals beginning FY15	81	# of Open Appeals beginning FY16	77
# of New Appeals For FY15	22	# of New Appeals For FY16	11
# of Closed Appeal	10	# of Closed Appeal	6
Amended/Change in Request Type (+/-)	0	Amended/Change in Request Type (+/-)	0
Appeals Backlog as of 23 - 27 Feb 15	93	Current Appeals Backlog	82

of New Cases – 0

of Closed Cases – 0

[illegible]

FAC Appeals Backlog Status Weekly Report

23 - 27 May 16

Status	# of appeals 16 – 20 May 16	# of appeals 23 - 27 May 16	Location
Awaiting Tasking for Search (# of new cases – 0)	4	4	FAC2A
Awaiting Tasking for Review (# of new cases – 0)	12	11	FAC2A
Sent for Contractor Review	0	0	FAC2A
Search Complete – Need Relevancy Check	0	0	FAC2A
Ready for Scanning (# of new cases – 0)	1	1	FAC2A
Documents Ordered from WNRC	0	0	WNRC
Tasked for Search (E-Task/E-mail) (# of new cases - 0)	6	6	Element
Awaiting Search by FOIA Staff (WISE/ISM) (# of new cases - 0)	1	1	FAC2A
Tasked for Review (E-Task/E-mail) (# of new cases – 0)	14	14	Element
Referred to Other Agencies for Review & Return (# of new cases – 0)	7	7	Gov't Agencies
Returned from Element/Ready for Work (# of new cases = 0)	16	17	FAC2A
Still Interested Letter Sent To Requester	0	0	Requester
Assigned to Appeal Coordinator (# of new cases – 0)	6	6	FAC2A
General Counsel (GC) Review	0	0	GC
Appeal SSS Coordination (# of new cases – 0)	19	19	GC-0; FAC2A1-19 FAC2-0; FAC-0
Awaiting Signature (Team Lead) (# of cases – 0)	1	1	
TOTAL	87	87	

# of Open Appeals beginning FY15	81	# of Open Appeals beginning FY16	77
# of New Appeals For FY15	25	# of New Appeals For FY16	19
# of Closed Appeal	28	# of Closed Appeal	9
Amended/Change in Request Type (+/-)	-1	Amended/Change in Request Type (+/-)	0
Appeals Backlog as of 25 – 29 May 2015	77	Current Appeals Backlog	87

of New Cases – 0

of Closed Cases – 0

[illegible]

FAC Appeals Backlog Status Weekly Report

23 - 27 Nov 15

Status	# of appeals 16 - 20 Nov	# of appeals 23 - 27 Nov	Location
Awaiting Tasking for Search (# of new cases – 0)	3	3	FAC2A
Awaiting Tasking for Review (# of new cases – 1)	7	8	FAC2A
Sent for Contractor Review	0	0	FAC2A
Search Complete – Need Relevancy Check	0	0	FAC2A
Ready for Scanning (# of new cases – 0)	1	1	FAC2A
Documents Ordered from WNRC	0	0	WNRC
Tasked for Search (E-Task/E-mail) (# of new cases - 0)	3	3	Element
Awaiting Search by FOIA Staff (WISE/ISM) (# of new cases - 0)	1	1	FAC2A
Tasked for Review (E-Task/E-mail) (# of new cases – 0)	18	16	Element
Referred to Other Agencies for Review & Return (# of new cases – 0)	11	11	Gov't Agencies
Returned from Element/Ready for Work	9	11	FAC2A
Still Interested Letter Sent To Requester	0	0	Requester
Assigned to Appeal Coordinator (# of new cases – 0)	2	2	FAC2A
General Counsel (GC) Review	0	0	GC
Appeal SSS Coordination (# of new cases – 0)	19	19	GC-0; FAC2A1-19 FAC2A-0; FAC-0
Awaiting Signature (Team Lead) (# of cases – 0)	0	0	
TOTAL	74	75	

# of Open Appeals beginning FY15	81	# of Open Appeals beginning FY16	77
# of New Appeals For FY15	14	# of New Appeals For FY16	3
# of Closed Appeal	1	# of Closed Appeal	5
Amended/Change in Request Type (+/-)	-1	Amended/Change in Request Type (+/-)	0
Appeals Backlog as of 24 - 28 Nov 14	93	Current Appeals Backlog	75

of New Cases – 1

of Closed Cases – 0

[illegible]

FAC Appeals Backlog Status Weekly Report

25 - 29 Apr 16

Status	# of appeals 18 - 22 Apr 16	# of appeals 25 - 29 Apr 16	Location
Awaiting Tasking for Search (# of new cases – 0)	4	3	FAC2A
Awaiting Tasking for Review (# of new cases – 1)	11	12	FAC2A
Sent for Contractor Review	0	0	FAC2A
Search Complete – Need Relevancy Check	0	0	FAC2A
Ready for Scanning (# of new cases – 0)	1	1	FAC2A
Documents Ordered from WNRC	0	0	WNRC
Tasked for Search (E-Task/E-mail) (# of new cases - 0)	5	6	Element
Awaiting Search by FOIA Staff (WISE/ISM) (# of new cases - 0)	1	1	FAC2A
Tasked for Review (E-Task/E-mail) (# of new cases – 0)	14	14	Element
Referred to Other Agencies for Review & Return (# of new cases – 0)	8	7	Gov't Agencies
Returned from Element/Ready for Work (# of new cases = 1)	13	15	FAC2A
Still Interested Letter Sent To Requester	0	0	Requester
Assigned to Appeal Coordinator (# of new cases – 0)	6	6	FAC2A
General Counsel (GC) Review	0	0	GC
Appeal SSS Coordination (# of new cases – 0)	20	19	GC-0; FAC2A1-16 FAC2-3; FAC-0
Awaiting Signature (Team Lead) (# of cases – 0)	3	1	
TOTAL	86	85	

# of Open Appeals beginning FY15	81	# of Open Appeals beginning FY16	77
# of New Appeals For FY15	25	# of New Appeals For FY16	17
# of Closed Appeal	23	# of Closed Appeal	9
Amended/Change in Request Type (+/-)	-1	Amended/Change in Request Type (+/-)	0
Appeals Backlog as of 27 Apr-02 May 15	82	Current Appeals Backlog	85

of New Cases – 2

of Closed Cases – 3 (NOTE: the # of new/closed cases reflect the overall total for the month)

[illegible]

FAC Appeals Backlog Status Weekly Report

25 - 29 Jan 16

Status	# of appeals 18 - 22 Jan 16	# of appeals 25 - 29 Jan 16	Location
Awaiting Tasking for Search (# of new cases – 1)	4	5	FAC2A
Awaiting Tasking for Review (# of new cases – 1)	8	9	FAC2A
Sent for Contractor Review	0	0	FAC2A
Search Complete – Need Relevancy Check	0	0	FAC2A
Ready for Scanning (# of new cases – 0)	1	1	FAC2A
Documents Ordered from WNRC	0	0	WNRC
Tasked for Search (E-Task/E-mail) (# of new cases - 0)	4	4	Element
Awaiting Search by FOIA Staff (WISE/ISM) (# of new cases - 0)	2	2	FAC2A
Tasked for Review (E-Task/E-mail) (# of new cases – 0)	16	16	Element
Referred to Other Agencies for Review & Return (# of new cases – 0)	11	11	Gov't Agencies
Returned from Element/Ready for Work	10	10	FAC2A
Still Interested Letter Sent To Requester	0	0	Requester
Assigned to Appeal Coordinator (# of new cases – 0)	4	4	FAC2A
General Counsel (GC) Review	0	0	GC
Appeal SSS Coordination (# of new cases – 0)	19	19	GC-0; FAC2A1-19 FAC2A-0; FAC-0
Awaiting Signature (Team Lead) (# of cases – 0)	0	0	
TOTAL	79	81	

# of Open Appeals beginning FY15	81	# of Open Appeals beginning FY16	77
# of New Appeals For FY15	17	# of New Appeals For FY16	10
# of Closed Appeal	8	# of Closed Appeal	6
Amended/Change in Request Type (+/-)	-1	Amended/Change in Request Type (+/-)	0
Appeals Backlog as of 26 - 30 Jan 15	89	Current Appeals Backlog	81

of New Cases – 2

of Closed Cases – 0

[illegible]

FAC Appeals Backlog Status Weekly Report

25 - 29 Jul 16

Status	# of appeals 18 - 22 Jul 16	# of appeals 25 - 29 Jul 16	Location
Awaiting Tasking for Search (# of new cases – 0)	4	4	FAC2A
Awaiting Tasking for Review (# of new cases – 0)	10	10	FAC2A
Sent for Contractor Review	0	0	FAC2A
Search Complete – Need Relevancy Check	0	0	FAC2A
Ready for Scanning (# of new cases – 0)	1	1	FAC2A
Documents Ordered from WNRC	0	0	WNRC
Tasked for Search (E-Task/E-mail) (# of new cases - 0)	6	5	Element
Awaiting Search by FOIA Staff (WISE/ISM) (# of new cases - 1)	2	2	FAC2A
Tasked for Review (E-Task/E-mail) (# of new cases – 0)	15	15	Element
Referred to Other Agencies for Review & Return (# of new cases – 0)	6	6	Gov't Agencies
Returned from Element/Ready for Work (# of new cases = 1)	17	17	FAC2A
Still Interested Letter Sent To Requester	0	0	Requester
Assigned to Appeal Coordinator (# of new cases – 0)	6	5	FAC2A
General Counsel (GC) Review	0	0	GC
Appeal SSS Coordination (# of new cases – 0)	20	24	GC-0; FAC2A1-19 FAC2-5; FAC-0
Awaiting Signature (Team Lead) (# of cases – 0)	2	1	
TOTAL	89	90	

# of Open Appeals beginning FY15	81	# of Open Appeals beginning FY16	77
# of New Appeals For FY15	33	# of New Appeals For FY16	22
# of Closed Appeal	28	# of Closed Appeal	9
Amended/Change in Request Type (+/-)	0	Amended/Change in Request Type (+/-)	0
Appeals Backlog as of 27 - 31 Jul 15	86	Current Appeals Backlog	90

of New Cases – 1

of Closed Cases – 0

[illegible]

FAC Appeals Backlog Status Weekly Report

26 - 30 Oct 2015

Status	# of appeals 19 – 23 Oct	# of appeals 26 – 30 Oct	Location
Awaiting Tasking for Search (# of new cases – 0)	4	4	FAC2A
Awaiting Tasking for Review (# of new cases – 0)	7	7	FAC2A
Sent for Contractor Review	0	0	FAC2A
Search Complete – Need Relevancy Check	0	0	FAC2A
Ready for Scanning (# of new cases – 0)	1	1	FAC2A
Documents Ordered from WNRC	0	0	WNRC
Tasked for Search (E-Task/E-mail) (# of new cases - 0)	3	3	Element
Awaiting Search by FOIA Staff (WISE/ISM) (# of new cases - 0)	1	1	FAC2A
Tasked for Review (E-Task/E-mail) (# of new cases – 0)	17	17	Element
Referred to Other Agencies for Review & Return (# of new cases – 0)	11	11	Gov't Agencies
Returned from Element/Ready for Work	9	9	FAC2A
Still Interested Letter Sent To Requester	0	0	Requester
Assigned to Appeal Coordinator (# of new cases – 0)	2	2	FAC2A
General Counsel (GC) Review	0	0	GC
Appeal SSS Coordination (# of new cases – 0)	18	18	GC-0; FAC2A1-18 FAC2A-0; FAC-0
Awaiting Signature (Team Lead) (# of cases – 0)	0	0	
TOTAL	73	73	

# of Open Appeals beginning FY15	81	# of Open Appeals beginning FY16	77
# of New Appeals For FY15	6	# of New Appeals For FY16	1
# of Closed Appeal	1	# of Closed Appeal	5
Amended/Change in Request Type (+/-)	0	Amended/Change in Request Type (+/-)	0
Appeals Backlog as of 27 - 31 Oct 14	86	Current Appeals Backlog	73

of New Cases – 0

of Closed Cases – 0

[illegible]

FAC Appeals Backlog Status Weekly Report

26 - 30 Sep 2016

Status	# of appeals 19 - 23 Sep 16	# of appeals 26 – 30 Sep 16	Location
Awaiting Tasking for Search (# of new cases – 1)	5	7	FAC2A
Awaiting Tasking for Review (# of new cases – 0)	12	12	FAC2A
Sent for Contractor Review	0	0	FAC2A
Search Complete – Need Relevancy Check	0	0	FAC2A
Ready for Scanning (# of new cases – 0)	1	1	FAC2A
Documents Ordered from WNRC	0	0	WNRC
Tasked for Search (E-Task/E-mail) (# of new cases - 0)	6	6	Element
Awaiting Search by FOIA Staff (WISE/ISM) (# of new cases - 0)	3	2	FAC2A
Tasked for Review (E-Task/E-mail) (# of new cases – 0)	15	15	Element
Referred to Other Agencies for Review & Return (# of new cases – 0)	6	6	Gov't Agencies
Returned from Element/Ready for Work (# of new cases = 0)	15	15	FAC2A
Still Interested Letter Sent To Requester	0	0	Requester
Assigned to Appeal Coordinator (# of new cases – 0)	5	5	FAC2A
General Counsel (GC) Review	0	0	GC
Appeal SSS Coordination (# of new cases – 0)	12	10	GC-0; FAC2A1-10 FAC2-0; FAC-0
Awaiting Signature (Team Lead) (# of cases – 0)	0	0	
TOTAL	80	79	

# of Open Appeals beginning FY15	77	# of Open Appeals beginning FY16	77
# of New Appeals For FY15	0	# of New Appeals For FY16	27
# of Closed Appeal	0	# of Closed Appeal	25
Amended/Change in Request Type (+/-)	0	Amended/Change in Request Type (+/-)	0
Appeals Backlog as of 28 Sep – 2 Oct 15	77	Current Appeals Backlog	79

of New Cases – 1

of Closed Cases – 2

[illegible]

FAC Appeals Backlog Status Weekly Report

27 Jun – 1 Jul 16

Status	# of appeals 20 – 24 Jun 16	# of appeals 27 Jun – 1 Jul 16	Location
Awaiting Tasking for Search (# of new cases – 0)	4	4	FAC2A
Awaiting Tasking for Review (# of new cases – 0)	9	9	FAC2A
Sent for Contractor Review	0	0	FAC2A
Search Complete – Need Relevancy Check	0	0	FAC2A
Ready for Scanning (# of new cases – 0)	1	1	FAC2A
Documents Ordered from WNRC	0	0	WNRC
Tasked for Search (E-Task/E-mail) (# of new cases - 0)	6	6	Element
Awaiting Search by FOIA Staff (WISE/ISM) (# of new cases - 0)	1	1	FAC2A
Tasked for Review (E-Task/E-mail) (# of new cases – 0)	15	15	Element
Referred to Other Agencies for Review & Return (# of new cases – 0)	6	6	Gov't Agencies
Returned from Element/Ready for Work (# of new cases = 0)	17	17	FAC2A
Still Interested Letter Sent To Requester	0	0	Requester
Assigned to Appeal Coordinator (# of new cases – 0)	6	6	FAC2A
General Counsel (GC) Review	0	0	GC
Appeal SSS Coordination (# of new cases – 0)	20	20	GC-4; FAC2A1-16 FAC2-0; FAC-0
Awaiting Signature (Team Lead) (# of cases – 0)	2	2	
TOTAL	87	87	

# of Open Appeals beginning FY15	81	# of Open Appeals beginning FY16	77
# of New Appeals For FY15	28	# of New Appeals For FY16	19
# of Closed Appeal	28	# of Closed Appeal	9
Amended/Change in Request Type (+/-)	0	Amended/Change in Request Type (+/-)	0
Appeals Backlog as of 29 Jun – 3 Jul 15	81	Current Appeals Backlog	87

of New Cases – 0

of Closed Cases – 0

[illegible]

FAC Appeals Backlog Status Weekly Report

28 Dec 15 – 01 Jan 16

Status	# of appeals 21 – 25 Dec	# of appeals 28 Dec – 1 Jan 16	Location
Awaiting Tasking for Search (# of new cases – 0)	4	4	FAC2A
Awaiting Tasking for Review (# of new cases – 0)	10	10	FAC2A
Sent for Contractor Review	0	0	FAC2A
Search Complete – Need Relevancy Check	0	0	FAC2A
Ready for Scanning (# of new cases – 0)	1	1	FAC2A
Documents Ordered from WNRC	0	0	WNRC
Tasked for Search (E-Task/E-mail) (# of new cases - 0)	3	3	Element
Awaiting Search by FOIA Staff (WISE/ISM) (# of new cases - 0)	1	1	FAC2A
Tasked for Review (E-Task/E-mail) (# of new cases – 0)	16	16	Element
Referred to Other Agencies for Review & Return (# of new cases – 0)	12	12	Gov't Agencies
Returned from Element/Ready for Work	10	10	FAC2A
Still Interested Letter Sent To Requester	0	0	Requester
Assigned to Appeal Coordinator (# of new cases – 0)	2	2	FAC2A
General Counsel (GC) Review	0	0	GC
Appeal SSS Coordination (# of new cases – 0)	19	19	GC-0; FAC2A1-19 FAC2A-0; FAC-0
Awaiting Signature (Team Lead) (# of cases – 0)	0	0	
TOTAL	78	78	

# of Open Appeals beginning FY15	81	# of Open Appeals beginning FY16	77
# of New Appeals For FY15	15	# of New Appeals For FY16	6
# of Closed Appeal	1	# of Closed Appeal	5
Amended/Change in Request Type (+/-)	-1	Amended/Change in Request Type (+/-)	0
Appeals Backlog as of 29 Dec 14 – 2 Jan 15	94	Current Appeals Backlog	78

of New Cases – 0

of Closed Cases – 0

[illegible]

FAC Appeals Backlog Status Weekly Report

28 Mar – 1 Apr 16

Status	# of appeals 21 – 25 Mar 16	# of appeals 28 Mar – 1 Apr 16	Location
Awaiting Tasking for Search (# of new cases – 0)	4	4	FAC2A
Awaiting Tasking for Review (# of new cases – 0)	11	11	FAC2A
Sent for Contractor Review	0	0	FAC2A
Search Complete – Need Relevancy Check	0	0	FAC2A
Ready for Scanning (# of new cases – 0)	1	1	FAC2A
Documents Ordered from WNRC	0	0	WNRC
Tasked for Search (E-Task/E-mail) (# of new cases - 0)	5	5	Element
Awaiting Search by FOIA Staff (WISE/ISM) (# of new cases - 0)	1	1	FAC2A
Tasked for Review (E-Task/E-mail) (# of new cases – 0)	14	14	Element
Referred to Other Agencies for Review & Return (# of new cases – 0)	8	8	Gov't Agencies
Returned from Element/Ready for Work	13	13	FAC2A
Still Interested Letter Sent To Requester	0	0	Requester
Assigned to Appeal Coordinator (# of new cases – 0)	6	6	FAC2A
General Counsel (GC) Review	0	0	GC
Appeal SSS Coordination (# of new cases – 0)	20	20	GC-0; FAC2A1-17 FAC2-3; FAC-0
Awaiting Signature (Team Lead) (# of cases – 0)	3	3	
TOTAL	86	86	

# of Open Appeals beginning FY15	81	# of Open Appeals beginning FY16	77
# of New Appeals For FY15	23	# of New Appeals For FY16	15
# of Closed Appeal	22	# of Closed Appeal	6
Amended/Change in Request Type (+/-)	-1	Amended/Change in Request Type (+/-)	0
Appeals Backlog as of 30 Mar – 3 Apr 15	81	Current Appeals Backlog	86

of New Cases – 0

of Closed Cases – 0

[illegible]

FAC Appeals Backlog Status Weekly Report

28 Sep – 02 Oct 2015

Status	# of appeals 21 - 25 Sep	# of appeals 28 Sep – 02 Oct	Location
Awaiting Tasking for Search (# of new cases – 1)	2	3	FAC2A
Awaiting Tasking for Review (# of new cases – 0)	7	7	FAC2A
Sent for Contractor Review	0	0	FAC2A
Search Complete – Need Relevancy Check	0	0	FAC2A
Ready for Scanning (# of new cases – 0)	1	1	FAC2A
Documents Ordered from WNRC	0	0	WNRC
Tasked for Search (E-Task/E-mail) (# of new cases - 0)	3	3	Element
Awaiting Search by FOIA Staff (WISE/ISM) (# of new cases - 0)	1	1	FAC2A
Tasked for Review (E-Task/E-mail) (# of new cases – 0)	17	17	Element
Referred to Other Agencies for Review & Return (# of new cases – 0)	11	11	Gov't Agencies
Returned from Element/Ready for Work	9	9	FAC2A
Still Interested Letter Sent To Requester	0	0	Requester
Assigned to Appeal Coordinator (# of new cases – 0)	2	2	FAC2A
General Counsel (GC) Review	0	0	GC
Appeal SSS Coordination (# of new cases – 0)	25	23	GC-0; FAC2A1-19 FAC2A-4; FAC-0
Awaiting Signature (Team Lead) (# of cases – 0)	0	0	
TOTAL	78	77	

# of Open Appeals beginning FY15	81	# of Open Appeals beginning FY16	77
# of New Appeals For FY15	2	# of New Appeals For FY16	0
# of Closed Appeal	0	# of Closed Appeal	0
Amended/Change in Request Type (+/-)	0	Amended/Change in Request Type (+/-)	0
Appeals Backlog as of 29 Sep – 3 Oct 14	83	Current Appeals Backlog	77

of New Cases – 1

of Closed Cases – 2

[illegible]

FAC Appeals Backlog Status Weekly Report

29 Aug - 2 Sep 16

Status	# of appeals 22 - 26 Aug 16	# of appeals 29 Aug – 2 Sep 16	Location
Awaiting Tasking for Search (# of new cases – 0)	4	4	FAC2A
Awaiting Tasking for Review (# of new cases – 0)	10	10	FAC2A
Sent for Contractor Review	0	0	FAC2A
Search Complete – Need Relevancy Check	0	0	FAC2A
Ready for Scanning (# of new cases – 0)	1	1	FAC2A
Documents Ordered from WNRC	0	0	WNRC
Tasked for Search (E-Task/E-mail) (# of new cases - 0)	6	6	Element
Awaiting Search by FOIA Staff (WISE/ISM) (# of new cases - 0)	3	3	FAC2A
Tasked for Review (E-Task/E-mail) (# of new cases – 0)	15	15	Element
Referred to Other Agencies for Review & Return (# of new cases – 0)	6	6	Gov't Agencies
Returned from Element/Ready for Work (# of new cases = 0)	16	16	FAC2A
Still Interested Letter Sent To Requester	0	0	Requester
Assigned to Appeal Coordinator (# of new cases – 0)	4	4	FAC2A
General Counsel (GC) Review	0	0	GC
Appeal SSS Coordination (# of new cases – 0)	19	19	GC-0; FAC2A1-10 FAC2-4; FAC-5
Awaiting Signature (Team Lead) (# of cases – 0)	0	0	
TOTAL	84	84	

# of Open Appeals beginning FY15	81	# of Open Appeals beginning FY16	77
# of New Appeals For FY15	35	# of New Appeals For FY16	23
# of Closed Appeal	31	# of Closed Appeal	16
Amended/Change in Request Type (+/-)	0	Amended/Change in Request Type (+/-)	0
Appeals Backlog as of 31 Aug – 04 Sep 15	85	Current Appeals Backlog	84

of New Cases – 0

of Closed Cases – 0

[illegible]

FAC Appeals Backlog Status Weekly Report

29 Feb – 4 Mar 16

Status	# of appeals 22 – 26 Feb 16	# of appeals 29 Feb – 4 Mar 16	Location
Awaiting Tasking for Search (# of new cases – 1)	3	4	FAC2A
Awaiting Tasking for Review (# of new cases – 0)	9	9	FAC2A
Sent for Contractor Review	0	0	FAC2A
Search Complete – Need Relevancy Check	0	0	FAC2A
Ready for Scanning (# of new cases – 0)	1	1	FAC2A
Documents Ordered from WNRC	0	0	WNRC
Tasked for Search (E-Task/E-mail) (# of new cases - 0)	6	5	Element
Awaiting Search by FOIA Staff (WISE/ISM) (# of new cases - 0)	1	1	FAC2A
Tasked for Review (E-Task/E-mail) (# of new cases – 0)	16	15	Element
Referred to Other Agencies for Review & Return (# of new cases – 0)	9	9	Gov't Agencies
Returned from Element/Ready for Work	13	12	FAC2A
Still Interested Letter Sent To Requester	0	0	Requester
Assigned to Appeal Coordinator (# of new cases – 0)	4	6	FAC2A
General Counsel (GC) Review	0	0	GC
Appeal SSS Coordination (# of new cases – 0)	20	20	GC-0; FAC2A1-20 FAC2A-0; FAC-0
Awaiting Signature (Team Lead) (# of cases ~ 0)	0	1	
TOTAL	82	83	

# of Open Appeals beginning FY15	81	# of Open Appeals beginning FY16	77
# of New Appeals For FY15	22	# of New Appeals For FY16	12
# of Closed Appeal	10	# of Closed Appeal	6
Amended/Change in Request Type (+/-)	-1	Amended/Change in Request Type (+/-)	0
Appeals Backlog as of 2 – 6 Mar 15	92	Current Appeals Backlog	83

of New Cases – 1

of Closed Cases – 0

[illegible]

FAC Appeals Backlog Status Weekly Report

30 My – 3 Jun 16

Status	# of appeals 23 – 27 May 16	# of appeals 30 May – 3 Jun 16	Location
Awaiting Tasking for Search (# of new cases – 0)	4	4	FAC2A
Awaiting Tasking for Review (# of new cases – 0)	12	11	FAC2A
Sent for Contractor Review	0	0	FAC2A
Search Complete – Need Relevancy Check	0	0	FAC2A
Ready for Scanning (# of new cases – 0)	1	1	FAC2A
Documents Ordered from WNRC	0	0	WNRC
Tasked for Search (E-Task/E-mail) (# of new cases - 0)	6	6	Element
Awaiting Search by FOIA Staff (WISE/ISM) (# of new cases - 0)	1	1	FAC2A
Tasked for Review (E-Task/E-mail) (# of new cases – 0)	14	14	Element
Referred to Other Agencies for Review & Return (# of new cases – 0)	7	7	Gov't Agencies
Returned from Element/Ready for Work (# of new cases = 0)	16	17	FAC2A
Still Interested Letter Sent To Requester	0	0	Requester
Assigned to Appeal Coordinator (# of new cases – 0)	6	6	FAC2A
General Counsel (GC) Review	0	0	GC
Appeal SSS Coordination (# of new cases – 0)	19	19	GC-0; FAC2A1-19 FAC2-0; FAC-0
Awaiting Signature (Team Lead) (# of cases – 0)	1	1	
TOTAL	87	87	

# of Open Appeals beginning FY15	81	# of Open Appeals beginning FY16	77
# of New Appeals For FY15	25	# of New Appeals For FY16	19
# of Closed Appeal	28	# of Closed Appeal	9
Amended/Change in Request Type (+/-)	-1	Amended/Change in Request Type (+/-)	0
Appeals Backlog as of 1 – 5 Jun 2015	78	Current Appeals Backlog	87

of New Cases – 0

of Closed Cases – 0

[illegible]

FAC Appeals Backlog Status Weekly Report

30 Nov – 04 Dec 15

Status	# of appeals 23 – 27 Nov	# of appeals 30 Nov – 04 Dec	Location
Awaiting Tasking for Search (# of new cases – 2)	3	5	FAC2A
Awaiting Tasking for Review (# of new cases – 0)	8	8	FAC2A
Sent for Contractor Review	0	0	FAC2A
Search Complete – Need Relevancy Check	0	0	FAC2A
Ready for Scanning (# of new cases – 0)	1	1	FAC2A
Documents Ordered from WNRC	0	0	WNRC
Tasked for Search (E-Task/E-mail) (# of new cases - 0)	3	3	Element
Awaiting Search by FOIA Staff (WISE/ISM) (# of new cases - 0)	1	1	FAC2A
Tasked for Review (E-Task/E-mail) (# of new cases – 0)	16	16	Element
Referred to Other Agencies for Review & Return (# of new cases – 0)	11	12	Gov't Agencies
Returned from Element/Ready for Work	11	10	FAC2A
Still Interested Letter Sent To Requester	0	0	Requester
Assigned to Appeal Coordinator (# of new cases – 0)	2	2	FAC2A
General Counsel (GC) Review	0	0	GC
Appeal SSS Coordination (# of new cases – 0)	19	19	GC-0; FAC2A1-19 FAC2A-0; FAC-0
Awaiting Signature (Team Lead) (# of cases – 0)	0	0	
TOTAL	75	77	

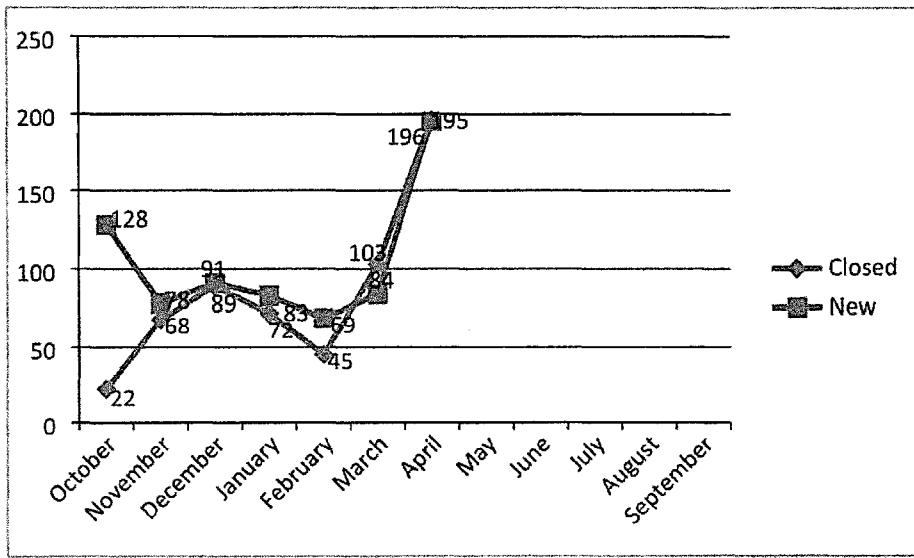
# of Open Appeals beginning FY15	81	# of Open Appeals beginning FY16	77
# of New Appeals For FY15	15	# of New Appeals For FY16	5
# of Closed Appeal	1	# of Closed Appeal	5
Amended/Change in Request Type (+/-)	-1	Amended/Change in Request Type (+/-)	0
Appeals Backlog as of 01 – 05 Dec 14	94	Current Appeals Backlog	77

of New Cases – 2

of Closed Cases – 0

[illegible]

FOIA New/Closed Cases Report, FY 2015



Total # of Closed Cases – 595

October: Due to the FOIA team performing various administrative tasks at the start of FY15, the current backlog increased.

November: The backlog slightly increased this reporting period however, it is still in the 900s.

December: A number of personnel were out on holiday leave this reporting period however, the backlog is still in the 900s.

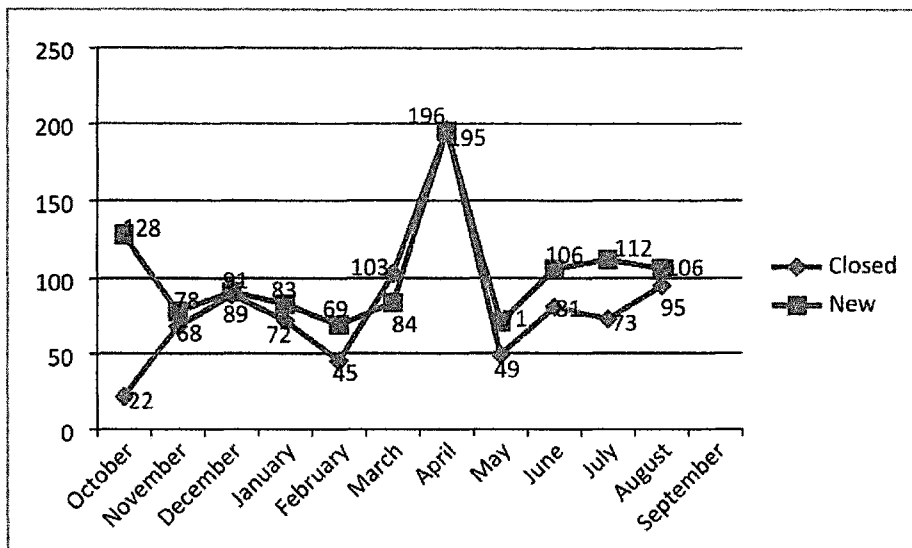
January: The backlog increased this reporting period; currently in the low 1000s.

February: The backlog increased for the 2nd month in a row but is still in the low 1000s.

March: The backlog decreased this reporting period.

April: There was no increase/decrease of the backlog this reporting period. The ending backlog number is the same as last reporting period; still remains in the low 1000s.

FOIA New/Closed Cases Report, FY 2015



Total # of Closed Cases – 893

October: Due to the FOIA team performing various administrative tasks at the start of FY15, the current backlog increased.

November: The backlog slightly increased this reporting period however, it is still in the 900s.

December: A number of personnel were out on holiday leave this reporting period however, the backlog is still in the 900s.

January: The backlog increased this reporting period; currently in the low 1000s.

February: The backlog increased for the 2nd month in a row but is still in the low 1000s.

March: The backlog decreased this reporting period.

April: There was no increase/decrease of the backlog this reporting period. The ending backlog number is the same as last reporting period; still remains in the low 1000s.

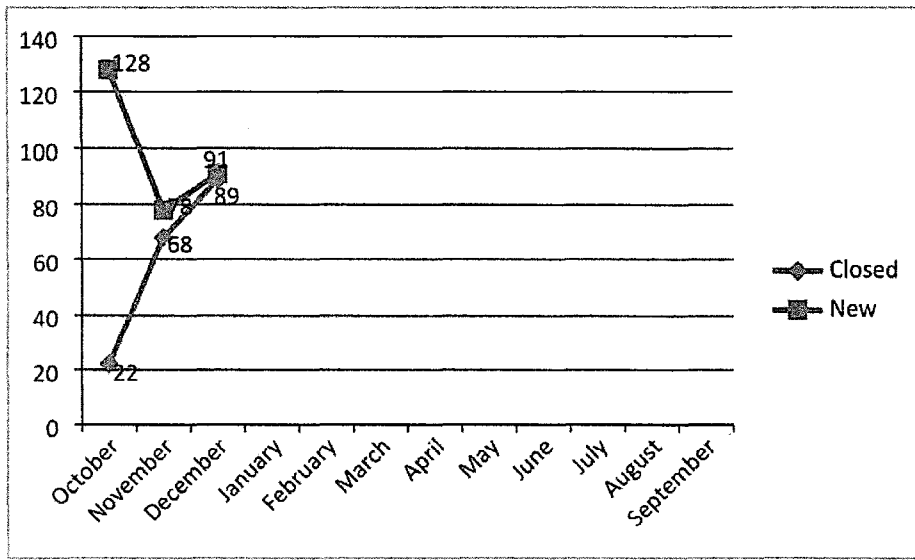
May: The backlog increased this reporting period.

June: Due to the FOIA team processing litigation cases, focusing on DoD's mandate to close the ten oldest cases in each category and continuing to process complex cases, the backlog increased this reporting period.

July: The backlog increased for the 3rd month in a row; currently in the high 1000s.

August: Due to the FOIA team's focus on DoD's mandate to close the ten oldest cases in each category, processing litigation and complex cases, the backlog increased this reporting period.

FOIA New/Closed Cases Report, FY 2015



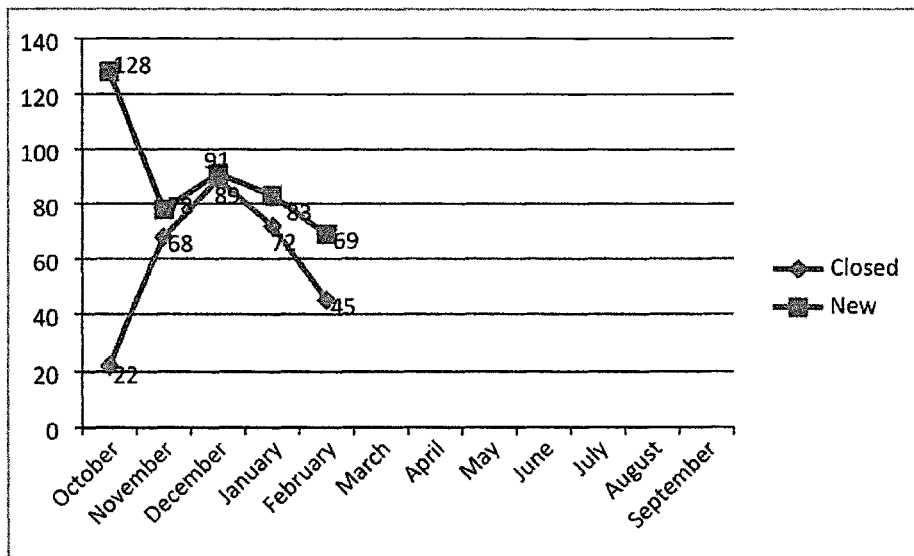
Total # of Closed Cases – 179

October: Due to the FOIA team performing various administrative tasks at the start of FY15, the current backlog increased.

November: The backlog slightly increased this reporting period however, it is still in the 900s.

December: A number of personnel were out on holiday leave this reporting period however, the backlog is still in the 900s.

FOIA New/Closed Cases Report, FY 2015



Total # of Closed Cases – 296

October: Due to the FOIA team performing various administrative tasks at the start of FY15, the current backlog increased.

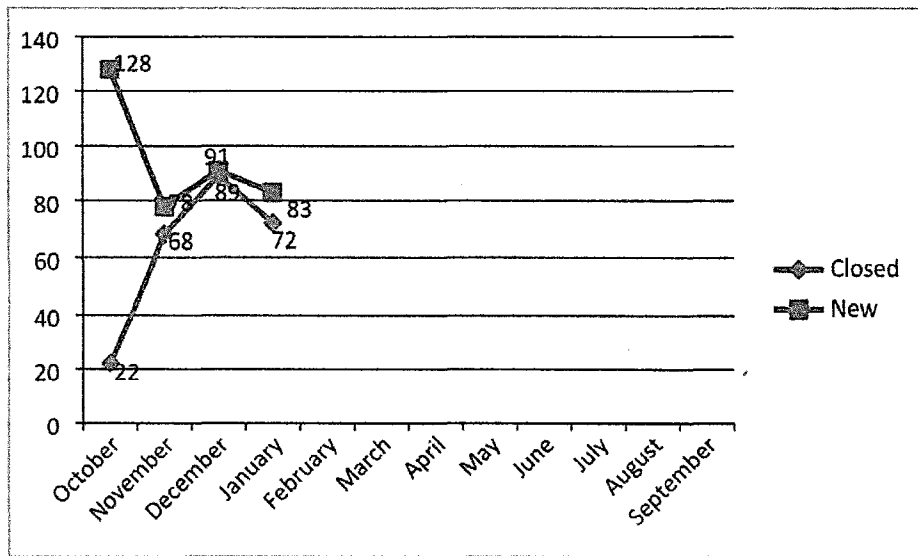
November: The backlog slightly increased this reporting period however, it is still in the 900s.

December: A number of personnel were out on holiday leave this reporting period however, the backlog is still in the 900s.

January: The backlog increased this reporting period; currently in the low 1000s.

February: The backlog increased for the 2nd month in a row but is still in the low 1000s.

FOIA New/Closed Cases Report, FY 2015



Total # of Closed Cases – 251

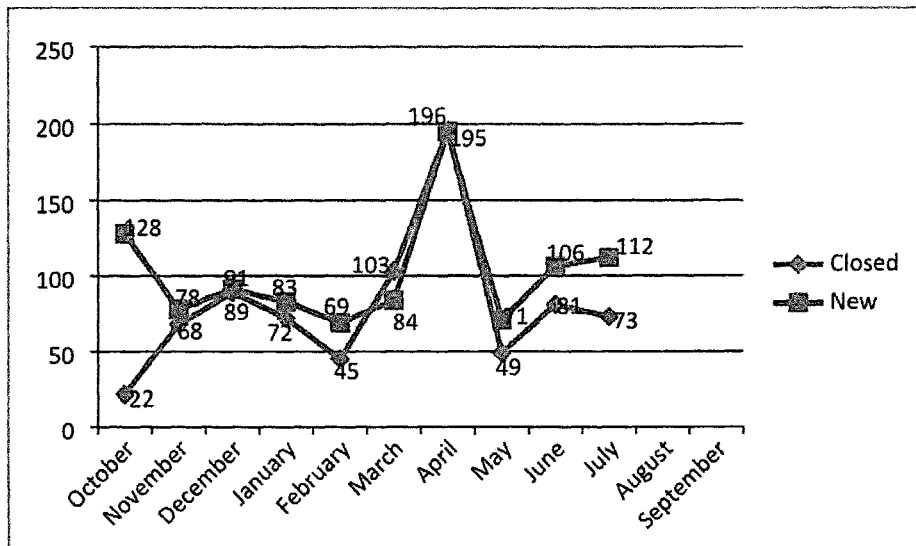
October: Due to the FOIA team performing various administrative tasks at the start of FY15, the current backlog increased.

November: The backlog slightly increased this reporting period however, it is still in the 900s.

December: A number of personnel were out on holiday leave this reporting period however, the backlog is still in the 900s.

January: The backlog increased this reporting period; currently in the low 1000s.

FOIA New/Closed Cases Report, FY 2015



Total # of Closed Cases – 798

October: Due to the FOIA team performing various administrative tasks at the start of FY15, the current backlog increased.

November: The backlog slightly increased this reporting period however, it is still in the 900s.

December: A number of personnel were out on holiday leave this reporting period however, the backlog is still in the 900s.

January: The backlog increased this reporting period; currently in the low 1000s.

February: The backlog increased for the 2nd month in a row but is still in the low 1000s.

March: The backlog decreased this reporting period.

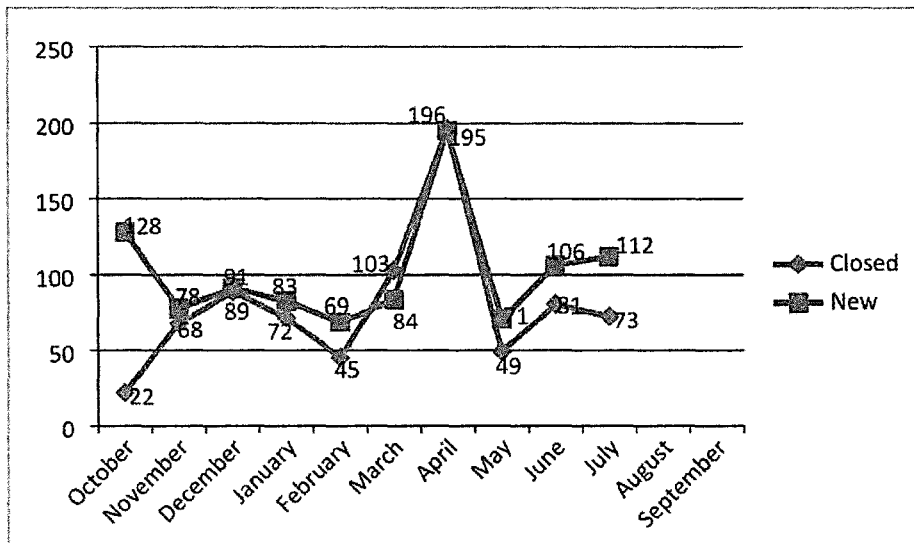
April: There was no increase/decrease of the backlog this reporting period. The ending backlog number is the same as last reporting period; still remains in the low 1000s.

May: The backlog increased this reporting period.

June: Due to the FOIA team processing litigation cases, focusing on DoD's mandate to close the ten oldest cases in each category and continuing to process complex cases, the backlog increased this reporting period.

July: The backlog increased for the 3rd month in a row; currently in the high 1000s.

FOIA New/Closed Cases Report, FY 2015



Total # of Closed Cases – 798

October: Due to the FOIA team performing various administrative tasks at the start of FY15, the current backlog increased.

November: The backlog slightly increased this reporting period however, it is still in the 900s.

December: A number of personnel were out on holiday leave this reporting period however, the backlog is still in the 900s.

January: The backlog increased this reporting period; currently in the low 1000s.

February: The backlog increased for the 2nd month in a row but is still in the low 1000s.

March: The backlog decreased this reporting period.

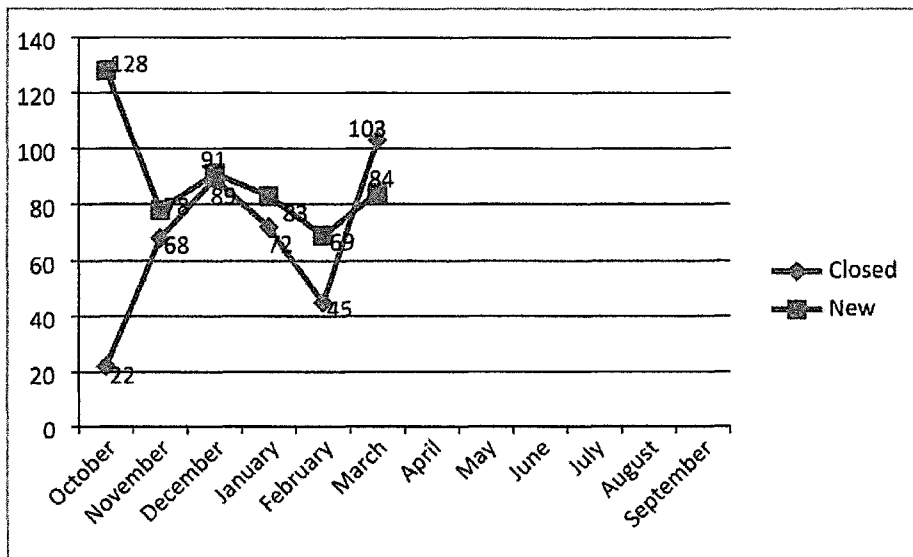
April: There was no increase/decrease of the backlog this reporting period. The ending backlog number is the same as last reporting period; still remains in the low 1000s.

May: The backlog increased this reporting period.

June: Due to the FOIA team processing litigation cases, focusing on DoD's mandate to close the ten oldest cases in each category and continuing to process complex cases, the backlog increased this reporting period.

July: The backlog increased for the 3rd month in a row; currently in the high 1000s.

FOIA New/Closed Cases Report, FY 2015



Total # of Closed Cases – 399

October: Due to the FOIA team performing various administrative tasks at the start of FY15, the current backlog increased.

November: The backlog slightly increased this reporting period however, it is still in the 900s.

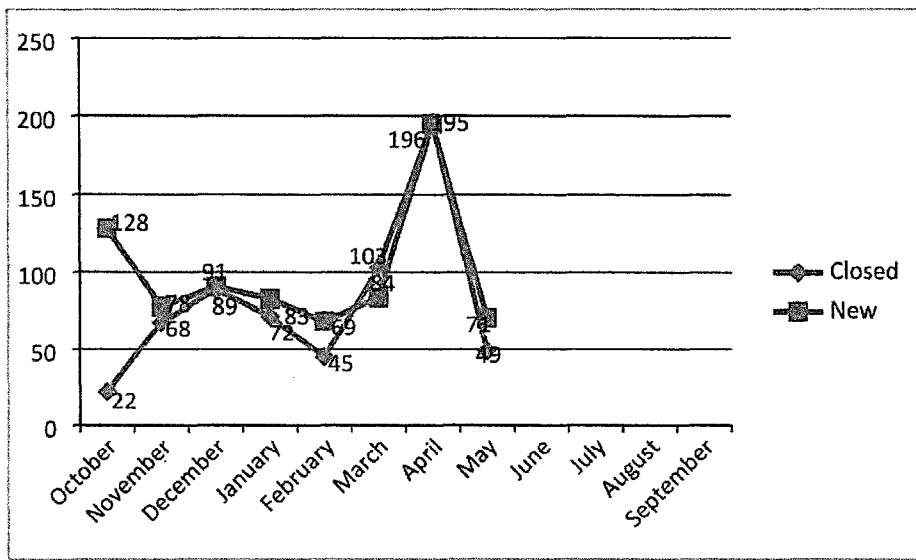
December: A number of personnel were out on holiday leave this reporting period however, the backlog is still in the 900s.

January: The backlog increased this reporting period; currently in the low 1000s.

February: The backlog increased for the 2nd month in a row but is still in the low 1000s.

March: The backlog decreased this reporting period.

FOIA New/Closed Cases Report, FY 2015



Total # of Closed Cases – 644

October: Due to the FOIA team performing various administrative tasks at the start of FY15, the current backlog increased.

November: The backlog slightly increased this reporting period however, it is still in the 900s.

December: A number of personnel were out on holiday leave this reporting period however, the backlog is still in the 900s.

January: The backlog increased this reporting period; currently in the low 1000s.


February: The backlog increased for the 2nd month in a row but is still in the low 1000s.

March: The backlog decreased this reporting period.

April: There was no increase/decrease of the backlog this reporting period. The ending backlog number is the same as last reporting period; still remains in the low 1000s.

May: The backlog increased this reporting period.

FOIA New/Closed Cases Report, FY 2015




Total # of Closed Cases – 90

October: Due to the FOIA team performing various administrative tasks at the start of FY15, the current backlog increased.

November: The backlog slightly increased this reporting period however, it is still in the 900s.

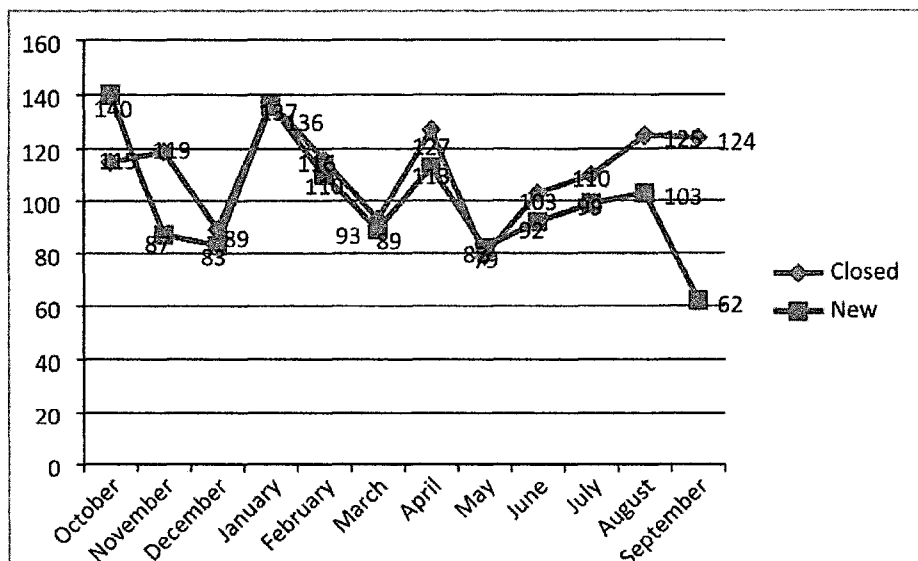
FOIA New/Closed Cases Report, FY 2015



Total # of Closed Cases – 22

October: Due to the FOIA team performing various administrative tasks at the start of FY15, the current backlog increased.

FOIA New/Closed Cases Report, FY 2014



Total # of Closed Cases – 1,337

October: Due to the FOIA team performing various administrative tasks at the start of FY14, the current backlog slightly increased however; the current backlog is still in the 1000's.

November: The backlog decreased this reporting period and is currently in the low 1000's.

December: Even though a number of personnel were out on holiday leave this reporting period, the backlog is still in the low 1000's.

January: The backlog decreased for the 3rd month in a row.

February: The backlog continued to decrease this reporting period and is currently in the 900's.

March: The FOIA team is processing more complex cases. As a result, there was not a significant decrease in the backlog however; the current backlog is still in the 900's.

April: The FOIA backlog continued to decrease this reporting period and is currently in the 900's.

May: The backlog slightly increased this reporting period however; the backlog is still in the 900's.

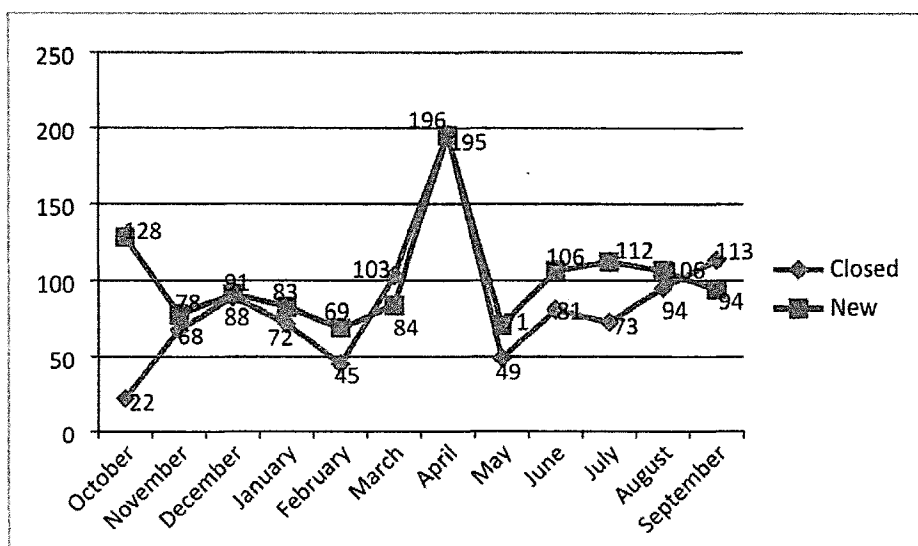
June: The backlog slightly increased this reporting period due to mandatory Agency and FOIA offsite training as well as the FOIA team processing more complex cases.

July: The backlog decreased this reporting period and is still in the 900's.

August: The backlog decreased for the 2nd month in a row and is currently in the low 900's.

September: The backlog continued to decrease. As a result, the ending FY14 backlog is in the 800's!

FOIA New/Closed Cases Report, FY 2015



Total # of Closed Cases – 1,006

October: Due to the FOIA team performing various administrative tasks at the start of FY15, the current backlog increased.

November: The backlog slightly increased this reporting period however, it is still in the 900s.

December: A number of personnel were out on holiday leave this reporting period however, the backlog is still in the 900s.

January: The backlog increased this reporting period; currently in the low 1000s.

February: The backlog increased for the 2nd month in a row but is still in the low 1000s.

March: The backlog decreased this reporting period.

April: There was no increase/decrease of the backlog this reporting period. The ending backlog number is the same as last reporting period; still remains in the low 1000s.

May: The backlog increased this reporting period.

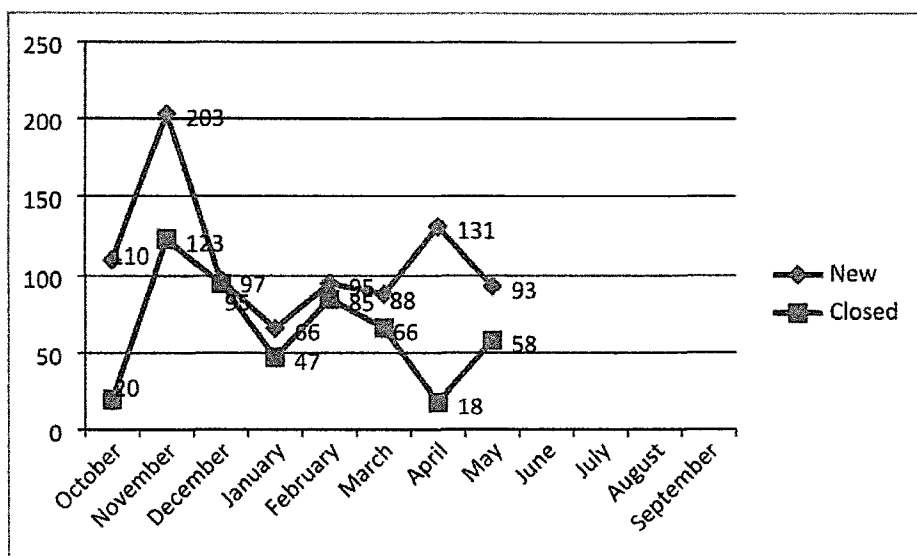
June: Due to the FOIA team processing litigation cases, focusing on DoD's mandate to close the ten oldest cases in each category and continuing to process complex cases, the backlog increased this reporting period.

July: The backlog increased for the 3rd month in a row; currently in the high 1000s.

August: Due to the FOIA team's focus on DoD's mandate to close the ten oldest cases in each category, processing litigation and complex cases, the backlog increased this reporting period.

September: As of the end of FY15, the backlog decreased, but was still in the low 1000s.

FOIA New/Closed Cases Report, FY 2016



Total # of Closed Cases – 512

October: Due to the FOIA team performing various administrative tasks at the start of FY16, the backlog increased.

November: Compared to an average of 102 new cases per month in FY15, the total number of new cases received this reporting period increased by 101%. As a result, the backlog increased.

December: Compared to the previous month, FOIA/PA backlog were reduced by 2.1% this month.

January: Due to inclement weather and the holiday season, overall backlog reduction was affected which resulted in a slight increase to the overall backlog.

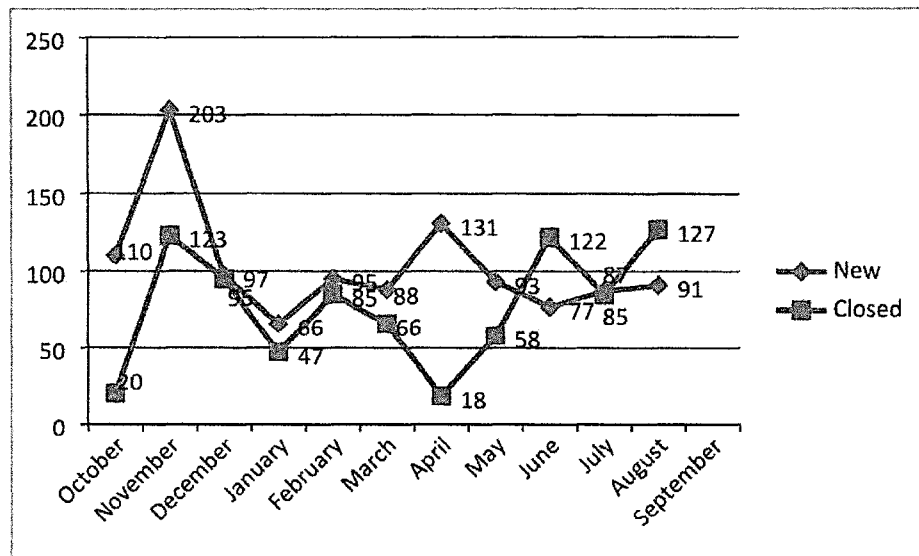
February: Due to FOIAXpress being inoperable, this caused a work stoppage for seven days, which affected our backlog reduction negatively.

March: The FOIA backlog continued to increase this reporting period due to technical issues with the FOIAXpress database and/or network/profile issues and the realignment of manpower to focus on processing litigation cases to meet court deadlines.

April: The FOIA backlog has continued to increase this reporting period due to "All Hands" Litigation relevancy checks and processing. We are in the midst of a "Total Work Stoppage" and is projected to continue to the end of May 2016 in support of the Benghazi Litigation case.

May: The FOIA backlog continued to increase this reporting period due to "All Hands" Litigation relevancy checks and processing in support of the Benghazi Litigation case to meet court deadline.

FOIA New/Closed Cases Report, FY 2016



Total # of Closed Cases – 846

October: Due to the FOIA team performing various administrative tasks at the start of FY16, the backlog increased.

November: Compared to an average of 102 new cases per month in FY15, the total number of new cases received this reporting period increased by 101%. As a result, the backlog increased.

December: Compared to the previous month, FOIA/PA backlog were reduced by 2.1% this month.

January: Due to inclement weather and the holiday season, overall backlog reduction was affected which resulted in a slight increase to the overall backlog.

February: Due to FOIAXpress being inoperable, this caused a work stoppage for seven days, which affected our backlog reduction negatively.

March: The FOIA backlog continued to increase this reporting period due to technical issues with the FOIAXpress database and/or network/profile issues and the realignment of manpower to focus on processing litigation cases to meet court deadlines.

April: The FOIA backlog has continued to increase this reporting period due to “All Hands” Litigation relevancy checks and processing. We are in the midst of a “Total Work Stoppage” and is projected to continue to the end of May 2016 in support of the Benghazi Litigation case.

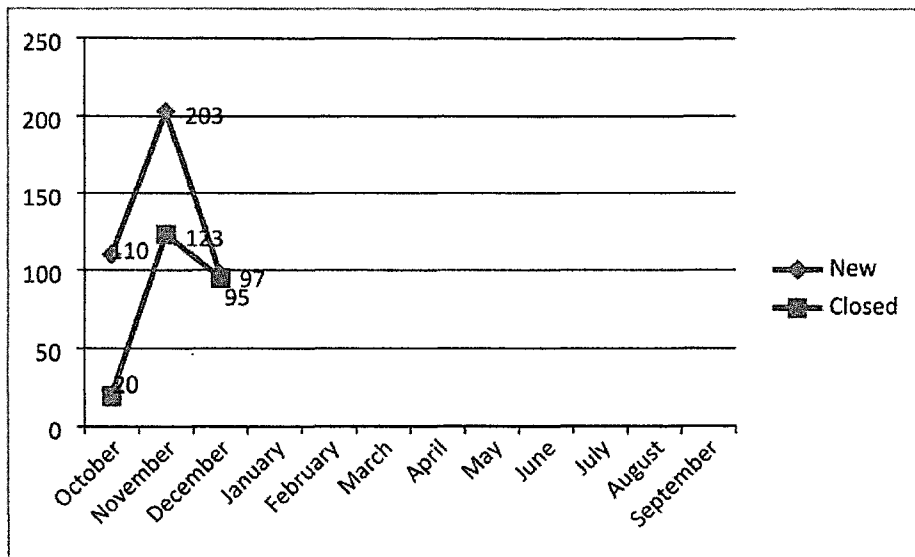
May: The FOIA backlog continued to increase this reporting period due to “All Hands” Litigation relevancy checks and processing in support of the Benghazi Litigation case to meet court deadline.

June: The FOIA backlog continued to increase going into this reporting period due to “All Hands” Litigation relevancy checks and processing in support of the Benghazi Litigation case to meet court deadline. However after the FOIA/PA office officially resumed processing this month, the FOIA/PA office closed 122 cases towards the reduction of the FOIA backlog.

July: During this reporting period, the FOIA office focused on closing the ten oldest cases in each category and normal case processing to reduce the backlog. As a result, the backlog slightly increased.

August: Compared to the previous month, the FOIA backlog decreased by 2.5% this reporting period.

FOIA New/Closed Cases Report, FY 2016



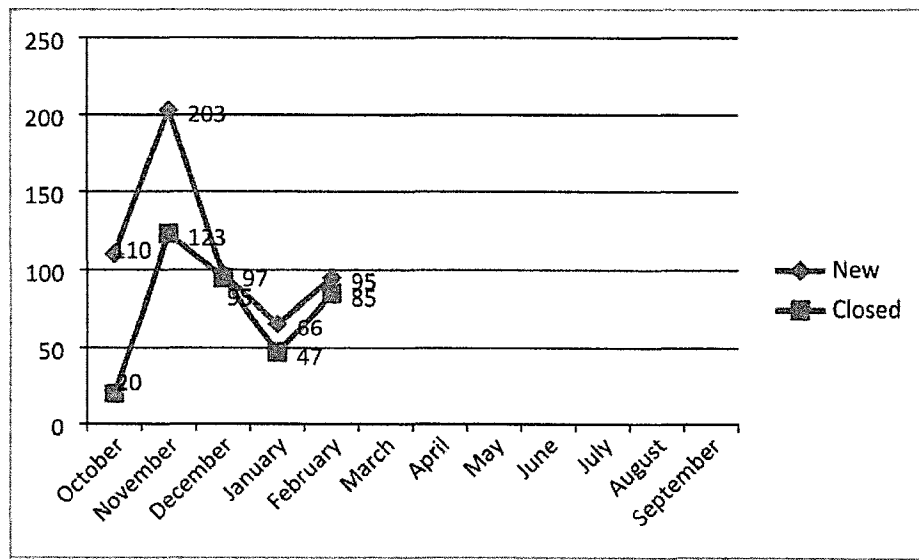
Total # of Closed Cases – 238

October: Due to the FOIA team performing various administrative tasks at the start of FY16, the backlog increased.

November: Compared to an average of 102 new cases per month in FY15, the total number of new cases received this reporting period increased by 101%. As a result, the backlog increased.

December: Compared to the previous month, FOIA/PA backlog were reduced by 2.1% this month.

FOIA New/Closed Cases Report, FY 2016



Total # of Closed Cases – 370

October: Due to the FOIA team performing various administrative tasks at the start of FY16, the backlog increased.

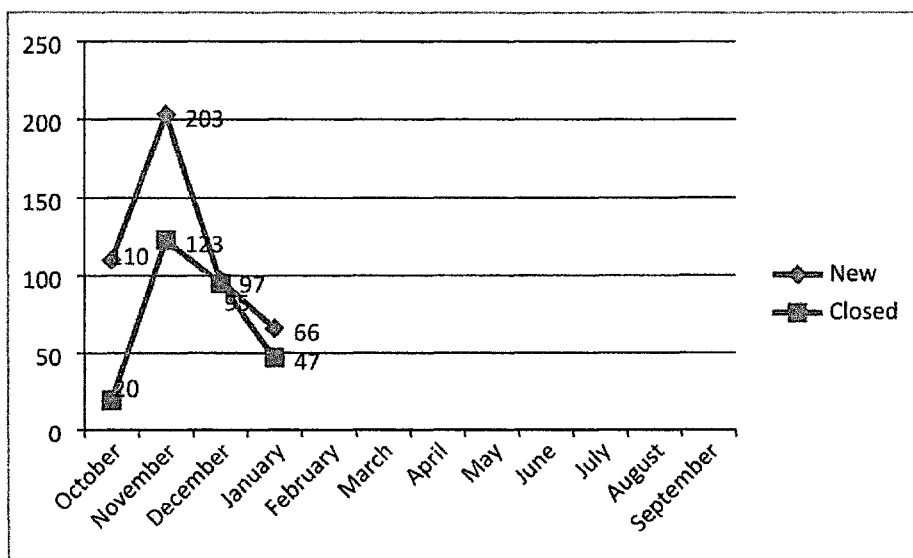
November: Compared to an average of 102 new cases per month in FY15, the total number of new cases received this reporting period increased by 101%. As a result, the backlog increased.

December: Compared to the previous month, FOIA/PA backlog were reduced by 2.1% this month.

January: Due to inclement weather and the holiday season, overall backlog reduction was affected which resulted in a slight increase to the overall backlog.

February: Due to FOIAExpress being inoperable, this caused a work stoppage for seven days, which affected our backlog reduction negatively.

FOIA New/Closed Cases Report, FY 2016



Total # of Closed Cases – 285

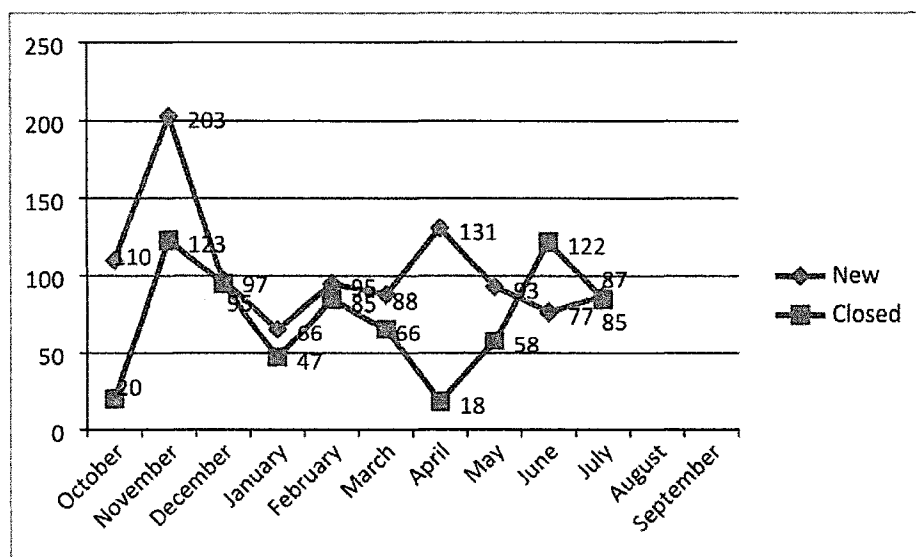
October: Due to the FOIA team performing various administrative tasks at the start of FY16, the backlog increased.

November: Compared to an average of 102 new cases per month in FY15, the total number of new cases received this reporting period increased by 101%. As a result, the backlog increased.

December: Compared to the previous month, FOIA/PA backlog were reduced by 2.1% this month.

January: Due to inclement weather and the holiday season, overall backlog reduction was affected which resulted in a slight increase to the overall backlog.

FOIA New/Closed Cases Report, FY 2016



Total # of Closed Cases – 719

October: Due to the FOIA team performing various administrative tasks at the start of FY16, the backlog increased.

November: Compared to an average of 102 new cases per month in FY15, the total number of new cases received this reporting period increased by 101%. As a result, the backlog increased.

December: Compared to the previous month, FOIA/PA backlog were reduced by 2.1% this month.

January: Due to inclement weather and the holiday season, overall backlog reduction was affected which resulted in a slight increase to the overall backlog.

February: Due to FOIAXpress being inoperable, this caused a work stoppage for seven days, which affected our backlog reduction negatively.

March: The FOIA backlog continued to increase this reporting period due to technical issues with the FOIAXpress database and/or network/profile issues and the realignment of manpower to focus on processing litigation cases to meet court deadlines.

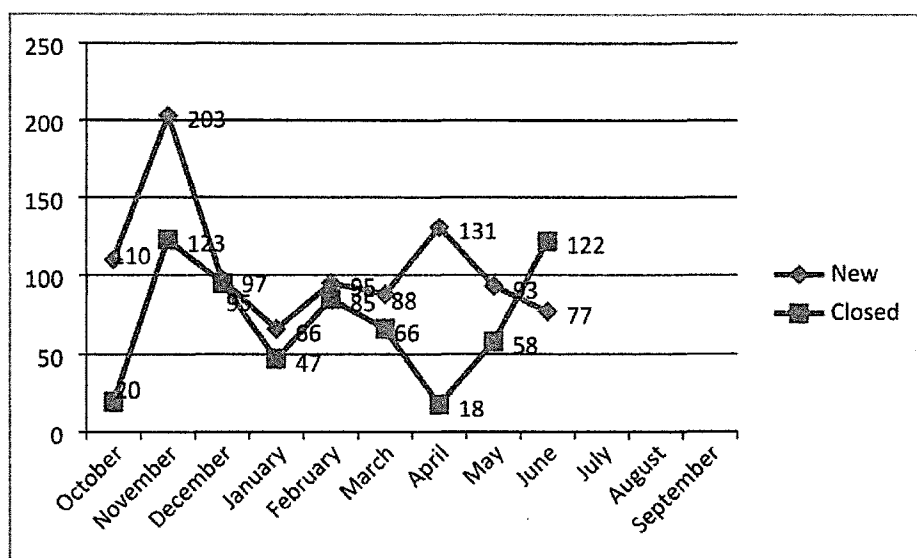
April: The FOIA backlog has continued to increase this reporting period due to "All Hands" Litigation relevancy checks and processing. We are in the midst of a "Total Work Stoppage" and is projected to continue to the end of May 2016 in support of the Benghazi Litigation case.

May: The FOIA backlog continued to increase this reporting period due to "All Hands" Litigation relevancy checks and processing in support of the Benghazi Litigation case to meet court deadline.

June: The FOIA backlog continued to increase going into this reporting period due to "All Hands" Litigation relevancy checks and processing in support of the Benghazi Litigation case to meet court deadline. However after the FOIA/PA office officially resumed processing this month, the FOIA/PA office closed 122 cases towards the reduction of the FOIA backlog.

July: During this reporting period, the FOIA office focused on closing the ten oldest cases in each category and normal case processing to reduce the backlog. As a result, the backlog slightly increased.

FOIA New/Closed Cases Report, FY 2016



Total # of Closed Cases – 634

October: Due to the FOIA team performing various administrative tasks at the start of FY16, the backlog increased.

November: Compared to an average of 102 new cases per month in FY15, the total number of new cases received this reporting period increased by 101%. As a result, the backlog increased.

December: Compared to the previous month, FOIA/PA backlog were reduced by 2.1% this month.

January: Due to inclement weather and the holiday season, overall backlog reduction was affected which resulted in a slight increase to the overall backlog.

February: Due to FOIAexpress being inoperable, this caused a work stoppage for seven days, which affected our backlog reduction negatively.

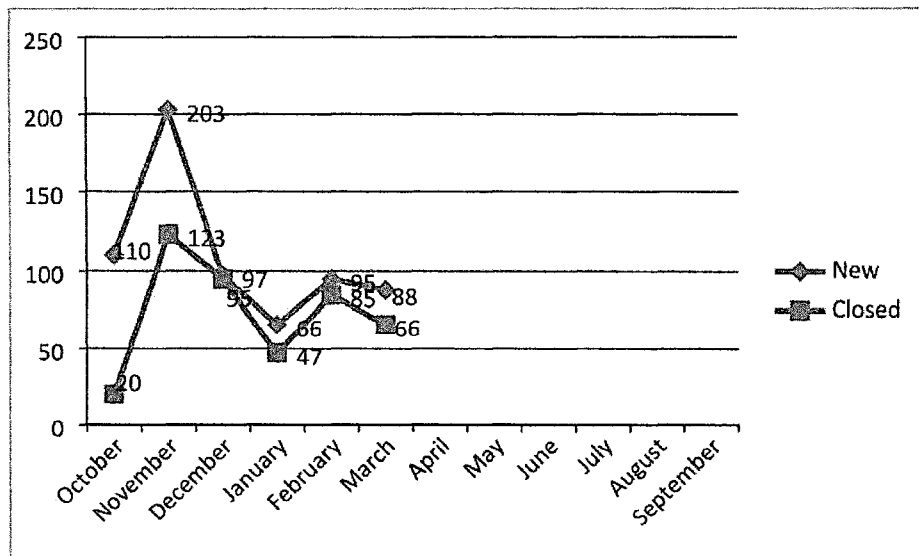
March: The FOIA backlog continued to increase this reporting period due to technical issues with the FOIAexpress database and/or network/profile issues and the realignment of manpower to focus on processing litigation cases to meet court deadlines.

April: The FOIA backlog has continued to increase this reporting period due to “All Hands” Litigation relevancy checks and processing. We are in the midst of a “Total Work Stoppage” and is projected to continue to the end of May 2016 in support of the Benghazi Litigation case.

May: The FOIA backlog continued to increase this reporting period due to “All Hands” Litigation relevancy checks and processing in support of the Benghazi Litigation case to meet court deadline.

June: The FOIA backlog continued to increase going into this reporting period due to “All Hands” Litigation relevancy checks and processing in support of the Benghazi Litigation case to meet court deadline. However after the FOIA/PA office officially resumed processing this month, the FOIA/PA office closed 122 cases towards the reduction of the FOIA backlog.

FOIA New/Closed Cases Report, FY 2016



Total # of Closed Cases – 436

October: Due to the FOIA team performing various administrative tasks at the start of FY16, the backlog increased.

November: Compared to an average of 102 new cases per month in FY15, the total number of new cases received this reporting period increased by 101%. As a result, the backlog increased.

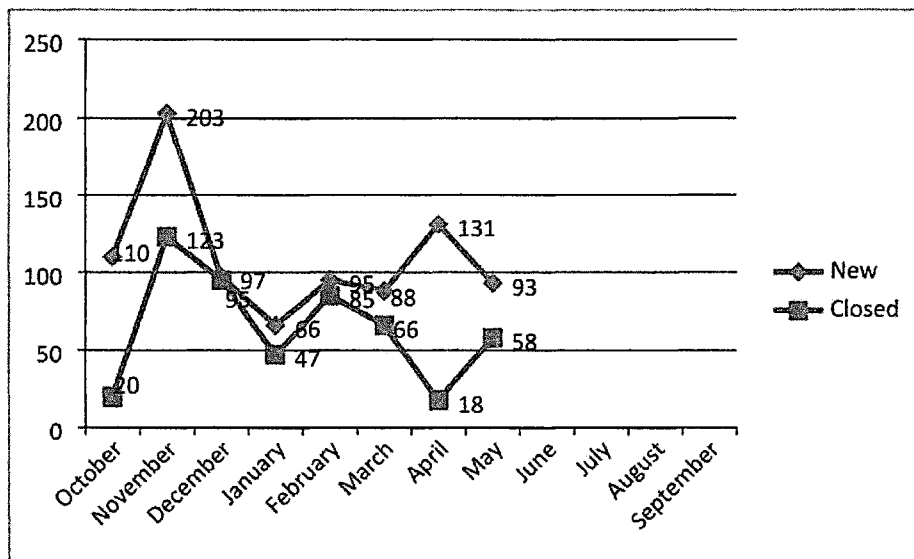
December: Compared to the previous month, FOIA/PA backlog were reduced by 2.1% this month.

January: Due to inclement weather and the holiday season, overall backlog reduction was affected which resulted in a slight increase to the overall backlog.

February: Due to FOIAXpress being inoperable, this caused a work stoppage for seven days, which affected our backlog reduction negatively.

March: The FOIA backlog continued to increase this reporting period due to technical issues with the FOIAXpress database and/or network/profile issues and the realignment of manpower to focus on processing litigation cases to meet court deadlines.

FOIA New/Closed Cases Report, FY 2016



Total # of Closed Cases – 512

October: Due to the FOIA team performing various administrative tasks at the start of FY16, the backlog increased.

November: Compared to an average of 102 new cases per month in FY15, the total number of new cases received this reporting period increased by 101%. As a result, the backlog increased.

December: Compared to the previous month, FOIA/PA backlog were reduced by 2.1% this month.

January: Due to inclement weather and the holiday season, overall backlog reduction was affected which resulted in a slight increase to the overall backlog.


February: Due to FOIAXpress being inoperable, this caused a work stoppage for seven days, which affected our backlog reduction negatively.

March: The FOIA backlog continued to increase this reporting period due to technical issues with the FOIAXpress database and/or network/profile issues and the realignment of manpower to focus on processing litigation cases to meet court deadlines.

April: The FOIA backlog has continued to increase this reporting period due to "All Hands" Litigation relevancy checks and processing. We are in the midst of a "Total Work Stoppage" and is projected to continue to the end of May 2016 in support of the Benghazi Litigation case.

May: The FOIA backlog continued to increase this reporting period due to "All Hands" Litigation relevancy checks and processing in support of the Benghazi Litigation case to meet court deadline.

FOIA New/Closed Cases Report, FY 2016




Total # of Closed Cases – 143

October: Due to the FOIA team performing various administrative tasks at the start of FY16, the backlog increased.

November: Compared to an average of 102 new cases per month in FY15, the total number of new cases received this reporting period increased by 101%. As a result, the backlog increased.

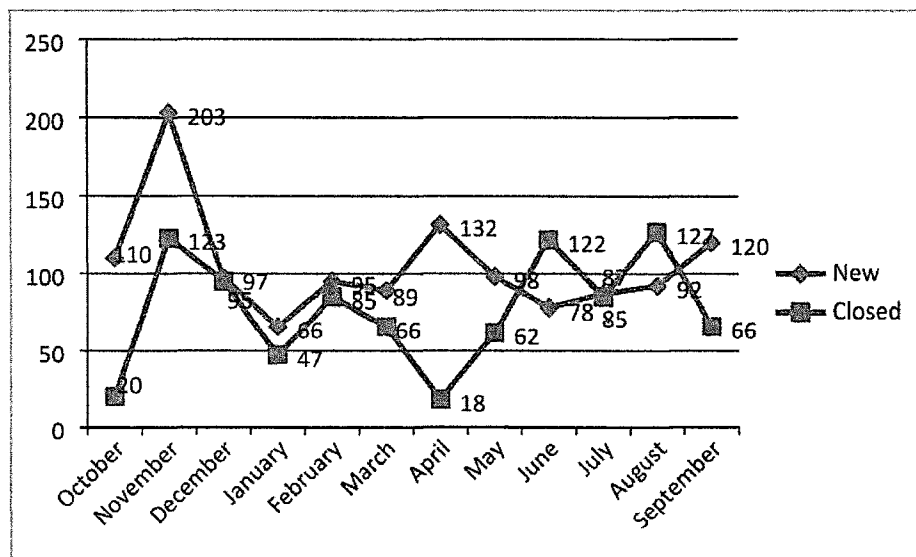
FOIA New/Closed Cases Report, FY 2016



Total # of Closed Cases – 20

October: Due to the FOIA team performing various administrative tasks at the start of FY16, the backlog increased.

FOIA New/Closed Cases Report, FY 2016



Total # of Closed Cases – 916

October: Due to the FOIA team performing various administrative tasks at the start of FY16, the backlog increased.

November: Compared to an average of 102 new cases per month in FY15, the total number of new cases received this reporting period increased by 101%. As a result, the backlog increased.

December: Compared to the previous month, FOIA/PA backlog were reduced by 2.1% this month.

January: Due to inclement weather and the holiday season, overall backlog reduction was affected which resulted in a slight increase to the overall backlog.

February: Due to FOIAxpress being inoperable, this caused a work stoppage for seven days, which affected our backlog reduction negatively.

March: The FOIA backlog continued to increase this reporting period due to technical issues with the FOIAxpress database and/or network/profile issues and the realignment of manpower to focus on processing litigation cases to meet court deadlines.

April: The FOIA backlog has continued to increase this reporting period due to “All Hands” Litigation relevancy checks and processing. We are in the midst of a “Total Work Stoppage” and is projected to continue to the end of May 2016 in support of the Benghazi Litigation case.

May: The FOIA backlog continued to increase this reporting period due to “All Hands” Litigation relevancy checks and processing in support of the Benghazi Litigation case to meet court deadline.

June: The FOIA backlog continued to increase going into this reporting period due to “All Hands” Litigation relevancy checks and processing in support of the Benghazi Litigation case to meet court deadline. However after the FOIA/PA office officially resumed processing this month, the FOIA/PA office closed 122 cases towards the reduction of the FOIA backlog.

July: During this reporting period, the FOIA office focused on closing the ten oldest cases in each category and normal case processing to reduce the backlog. As a result, the backlog slightly increased.

August: Compared to the previous month, the FOIA backlog decreased by 2.5% this reporting period.

September: The FOIA backlog increased slightly ending FY16 however, the FOIA team focused on closing the ten oldest in each category. As a result, closed 8 of ten oldest FOIA cases, 8 of ten oldest Appeals and all 10 oldest consultation cases.

DIA Quarterly FOIA Reporting FY2015

1st Quarter

1 Oct – 31 Dec 2014

- 1) Total number of FOIA requests received: **181**
- 2) Total number of FOIA requests processed: **112**
- 3) The number of requests in backlog: **759**
- 4) 10 oldest FOIA Requests closed:

Request Type	# of 10	Date of Receipt	Status	Closed
FOIA	7	11/16/2002	Closed	12/5/2014

- 5) 10 oldest FOIA Appeals closed:

APP	None closed this reporting period.
-----	------------------------------------

- 6) 10 oldest FOIA Consultations closed:

Request Type	# of 10	Date of Receipt	Status	Closed
CONF	2	9/25/2006	Closed	12/5/14

DoD Quarterly FOIA Reporting FY2016

DIA

1st Quarter

1 Oct – 31 Dec 2015

- 1) Total number of FOIA/PA requests received: **304**
- 2) Total number of FOIA/PA requests processed: **214**
- 3) The number of requests in backlog: **958**
- 4) 10 oldest FOIA Requests closed:

Request Type	# of 10	Date of Receipt	Status	Closed Date
FOIA	n/a	n/a	n/a	n/a

(None closed this reporting period)

- 5) 10 oldest FOIA Appeals closed:

Request Type	# of 10	Date of Receipt	Status	Closed Date
APP	3	2/12/2010	Closed	10/13/2015
APP	5	8/30/2010	Closed	10/13/2015

- 6) 10 oldest FOIA Consultations closed:

Request Type	# of 10	Date of Receipt	Status	Closed Date
CONF	6	9/14/2010	Closed	10/02/2015

DIA Quarterly FOIA Reporting FY2015

2nd Quarter

1 Jan – 31 Mar 2015

1) Total number of FOIA requests received: **162**

2) Total number of FOIA requests processed: **129**

3) The number of requests in backlog: **802**

4) 10 oldest FOIA Requests closed:

Request Type	# of 10	Date of Receipt	Status	Closed Date
FOIA	1	4/16/2001	Closed	2/19/2015
FOIA	3	4/27/2001	Closed	1/5/2015
FOIA	4	4/27/2001	Closed	2/19/2015
FOIA	8	11/20/2001	Closed	2/19/2015
FOIA	10	4/15/2002	Closed	1/13/2015

5) 10 oldest FOIA Appeals closed:

Request Type	# of 10	Date of Receipt	Status	Closed Date
APP	1	11/8/2007	Closed	3/13/2015
APP	2	1/15/2008	Closed	3/16/2015
APP	3	1/29/2008	Closed	3/13/2015
APP	6	12/2/2008	Closed	1/13/2015

6) 10 oldest FOIA Consultations closed:

Request Type	# of 10	Date of Receipt	Status	Closed Date
CONF	4	11/19/2008	Closed	1/13/2015
CONF	5	12/12/2008	Closed	3/18/2015
CONF	6	2/2/2009	Closed	3/18/2015
CONF	9	7/21/2009	Closed	3/18/2015

DoD Quarterly FOIA Reporting FY2016

DIA

2nd Quarter

1 Jan – 31 Mar 2016

- 1) Total number of FOIA/PA requests received: **152**
- 2) Total number of FOIA/PA requests processed: **128**
- 3) The number of requests in backlog: **969**
- 4) 10 oldest FOIA Requests closed:

Request Type	# of 10	Date of Receipt	Closed Date
FOIA	2	05/07/2002	03/25/2016
FOIA	8	04/07/2003	03/23/2016
FOIA	10	06/06/2003	01/21/2016

- 5) 10 oldest FOIA Appeals closed:

Request Type	# of 10	Date of Receipt	Closed Date
No appeals closed this quarter.			

- 6) 10 oldest FOIA Consultations closed:

Request Type	# of 10	Date of Receipt	Closed Date
			12/17/2015 – not included on 1 st Qtr Rpt
CONF	1	02/1/2010	
CONF	2	02/18/2010	02/16/2016
CONF	3	03/01/2010	03/10/2016
CONF	4	05/11/2010	03/10/2016
CONF	5	06/1/2010	03/04/2016
CONF	8	07/18/2011	03/03/2016

DoD Quarterly FOIA Reporting FY2016

DIA

3rd Quarter

1 Apr – 30 Jun 2016

- 1) Total number of FOIA/PA requests received: **232**
- 2) Total number of FOIA/PA requests processed: **131**
- 3) The number of requests in backlog: **1,112** (> *than 20 days* = 1,072)
- 4) 10 oldest FOIA Requests closed:

Request Type	# of 10	Date of Receipt	Closed Date
FOIA		NONE CLOSED	

- 5) 10 oldest FOIA Appeals closed:

Request Type	# of 10	Date of Receipt	Closed Date
APP		NONE CLOSED	

- 6) 10 oldest FOIA Consultations closed:

Request Type	# of 10	Date of Receipt	Closed Date
CONF		NONE CLOSED	

DIA Quarterly FOIA Reporting FY2015

4th Quarter

1 Jul – 30 Sep 2015

- 1) Total number of FOIA requests received: **204**
- 2) Total number of FOIA requests processed: **197**
- 3) The number of requests in backlog: **855**
- 4) 10 oldest FOIA Requests closed:

Request Type	# of 10	Date of Receipt	Status	Closed Date
FOIA	5	10/1/2001	Closed	9/30/2015
FOIA	9	3/11/2002	Closed	8/24/2015

(Note: #2 of 10 oldest still open)

- 5) 10 oldest FOIA Appeals closed:

Request Type	# of 10	Date of Receipt	Status	Closed Date
APP	5	9/18/2008	Closed	9/29/2015
APP	7	7/17/2009	Closed	9/29/2015

(Note: #4, #8, #9 and #10 of 10 oldest still open)

- 6) 10 oldest FOIA Consultations closed:

Request Type	# of 10	Date of Receipt	Status	Closed Date
CONF	1	4/5/2006	Closed	8/25/2015
CONF	3	7/22/2008	Closed	9/30/2015
CONF	7	2/25/2009	Closed	9/30/2015
CONF	8	3/10/2009	Closed	9/30/2015
CONF	10	1/15/2010	Closed	8/10/2015

(Note: ALL 10 of 10 oldest consultations closed)

DoD Quarterly FOIA Reporting FY2016

DIA

4th Quarter

1 Jul – 30 Sep 2016

- 1) Total number of FOIA/PA requests received: **211**
- 2) Total number of FOIA/PA requests processed: **198**
- 3) The number of requests in backlog: **1,129 (> *than 20 days* = 1,062 *backlogged*)**
- 4) 10 oldest FOIA Requests closed:

Request Type	# of 10	Date of Receipt	Closed Date
FOIA	1	4/16/2001	9/30/2016
FOIA	3	9/12/2002	8/1/2016
FOIA	4	12/18/2002	9/29/2016
FOIA	6	3/7/2003	9/8/2016
FOIA	7	3/25/2003	8/3/2016

- 5) 10 oldest FOIA Appeals closed:

Request Type	# of 10	Date of Receipt	Closed Date
APP	1	5/13/2008	9/21/2016
APP	6	9/17/2010	8/26/2016
APP	7	10/4/2010	9/30/2016
APP	8	12/1/2010	9/30/2016
APP	9	12/7/2010	9/22/2016
APP	10	3/11/2011	9/21/2016

- 6) 10 oldest FOIA Consultations closed:

Request Type	# of 10	Date of Receipt	Closed Date
CONF	7	7/5/2011	7/20/2016
CONF	9	7/28/2011	8/9/2016
CONF	10	10/17/2011	7/18/2016

FAC Appeals Backlog Status Weekly Report

08 - 12 June 2015

Status	# of appeals 01 - 05 June	# of appeals 08 - 12 June	Location
Awaiting Tasking for Search (# of new cases – 0)	1	1	FAC2A
Awaiting Tasking for Review (# of new cases – 0)	4	5	FAC2A
Sent for Contractor Review	0	0	FAC2A
Search Complete – Need Relevancy Check	0	0	FAC2A
Ready for Scanning (# of new cases – 0)	1	1	FAC2A
Documents Ordered from WNRC	0	0	WNRC
Tasked for Search (E-Task/E-mail) (# of new cases - 0)	3	3	Element
Awaiting Search by FOIA Staff (WISE/ISM) (# of new cases - 0)	1	0	FAC2A
Tasked for Review (E-Task/E-mail) (# of new cases – 0)	18	18	Element
Referred to Other Agencies for Review & Return (# of new cases – 0)	11	11	Gov't Agencies
Returned from Element/Ready for Work	8	8	FAC2A
Still Interested Letter Sent To Requester	0	0	Requester
Assigned to Appeal Coordinator (# of new cases – 1)	5	5	FAC2A
General Counsel (GC) Review	0	0	GC
Appeal SSS Coordination (# of new cases – 0)	25	26	GC-8; FAC2A1-18 FAC2A-0; FAC-0
Awaiting Signature (Team Lead) (# of cases – 0)	0	0	
TOTAL	77	78	

# of Open Appeals beginning FY14	94	# of Open Appeals beginning FY15	81
# of New Appeals For FY14	45	# of New Appeals For FY15	25
# of Closed Appeals	15	# of Closed Appeal	28
Amended Case Impact	-3	Amended/Change in Request Type (+/-)	-1
Appeals Backlog as of 09 - 14 Jun 14	121	Current Appeals Backlog	78

of New Cases – 1

of Closed Cases – 0

[illegible]

FAC Appeals Backlog Status Weekly Report

1 - 5 December 2014

Status	# of appeals 24 - 28 Nov	# of appeals 1 - 5 Dec	Location
Awaiting Tasking for Search (# of new cases – 0)	4	3	FAC2A
Awaiting Tasking for Review (# of new cases – 1)	4	4	FAC2A
Sent for Contractor Review	0	0	FAC2A
Search Complete – Need Relevancy Check	0	0	FAC2A
Ready for Scanning (# of new cases – 0)	1	1	FAC2A
Documents Ordered from WNRC	0	0	WNRC
Tasked for Search (E-Task/E-mail) (# of new cases - 0)	4	4	Element
Awaiting Search by FOIA Staff (WISE/ISM) (# of new cases - 0)	1	1	FAC2A
Tasked for Review (E-Task/E-mail) (# of new cases – 0)	26	27	Element
Referred to Other Agencies for Review & Return (# of new cases – 0)	10	10	Gov't Agencies
Returned from Element/Ready for Work	26	27	FAC2A
Still Interested Letter Sent To Requester	0	0	Requester
Assigned to Appeal Coordinator (# of new cases – 0)	4	4	FAC2A
General Counsel (GC) Review	0	0	GC
Appeal SSS Coordination (# of new cases – 0)	12	11	GC-0; FAC2A1-11 FAC2A-0; FAC-0
Awaiting Signature (Team Lead) (# of cases – 0)	1	2	
TOTAL	93	94	

# of Open Appeals beginning FY14	94	# of Open Appeals beginning FY15	81
# of New Appeals For FY14	10	# of New Appeals For FY15	15
# of Closed Appeals	0	# of Closed Appeal	1
Amended Case Impact	0	Amended/Change in Request Type (+/-)	-1
Appeals Backlog as of 2 - 6 Dec 13	104	Current Appeals Backlog	94

of New Cases – 1

of Closed Cases – 0

[illegible]

FAC Appeals Backlog Status Weekly Report

2 - 6 February 2015

Status	# of appeals 26 - 30 Jan	# of appeals 2 – 6 Feb	Location
Awaiting Tasking for Search (# of new cases – 1)	3	4	FAC2A
Awaiting Tasking for Review (# of new cases – 1)	2	3	FAC2A
Sent for Contractor Review	0	0	FAC2A
Search Complete – Need Relevancy Check	0	0	FAC2A
Ready for Scanning (# of new cases – 0)	1	1	FAC2A
Documents Ordered from WNRC	0	0	WNRC
Tasked for Search (E-Task/E-mail) (# of new cases - 0)	3	3	Element
Awaiting Search by FOIA Staff (WISE/ISM) (# of new cases - 0)	1	1	FAC2A
Tasked for Review (E-Task/E-mail) (# of new cases – 0)	26	25	Element
Referred to Other Agencies for Review & Return (# of new cases – 0)	9	9	Gov't Agencies
Returned from Element/Ready for Work	15	15	FAC2A
Still Interested Letter Sent To Requester	0	0	Requester
Assigned to Appeal Coordinator (# of new cases – 0)	6	4	FAC2A
General Counsel (GC) Review	0	0	GC
Appeal SSS Coordination (# of new cases – 0)	22	24	GC-8; FAC2A1-14 FAC2A-2; FAC-0
Awaiting Signature (Team Lead) (# of cases – 0)	1	2	
TOTAL	89	91	

# of Open Appeals beginning FY14	94	# of Open Appeals beginning FY15	81
# of New Appeals For FY14	28	# of New Appeals For FY15	19
# of Closed Appeals	2	# of Closed Appeal	8
Amended Case Impact	-1	Amended/Change in Request Type (+/-)	-1
Appeals Backlog as of 3 - 7 Feb 14	119	Current Appeals Backlog	91

of New Cases – 2

of Closed Cases – 0

[illegible]

FAC Appeals Backlog Status Weekly Report

2 - 6 March 2015

Status	# of appeals 23 - 27 Feb	# of appeals 2 - 6 Mar	Location
Awaiting Tasking for Search (# of new cases – 0)	2	2	FAC2A
Awaiting Tasking for Review (# of new cases – 0)	3	2	FAC2A
Sent for Contractor Review	0	0	FAC2A
Search Complete – Need Relevancy Check	0	0	FAC2A
Ready for Scanning (# of new cases – 0)	1	1	FAC2A
Documents Ordered from WNRC	0	0	WNRC
Tasked for Search (E-Task/E-mail) (# of new cases - 0)	4	4	Element
Awaiting Search by FOIA Staff (WISE/ISM) (# of new cases - 0)	1	1	FAC2A
Tasked for Review (E-Task/E-mail) (# of new cases – 0)	23	21	Element
Referred to Other Agencies for Review & Return (# of new cases – 0)	10	10	Gov't Agencies
Returned from Element/Ready for Work	18	18	FAC2A
Still Interested Letter Sent To Requester	0	0	Requester
Assigned to Appeal Coordinator (# of new cases – 0)	4	5	FAC2A
General Counsel (GC) Review	0	0	GC
Appeal SSS Coordination (# of new cases – 0)	25	26	GC-3; FAC2A1-10 FAC2A-13; FAC-0
Awaiting Signature (Team Lead) (# of cases – 0)	2	2	
TOTAL	93	92	

# of Open Appeals beginning FY14	94	# of Open Appeals beginning FY15	81
# of New Appeals For FY14	30	# of New Appeals For FY15	22
# of Closed Appeals	3	# of Closed Appeal	10
Amended Case Impact	-2	Amended/Change in Request Type (+/-)	-1
Appeals Backlog as of 3 - 7 Mar 14	119	Current Appeals Backlog	92

of New Cases – 0

of Closed Cases – 0

[illegible]

FAC Appeals Backlog Status Weekly Report

03 – 07 August 2015

Status	# of appeals 27 - 31 Jul	# of appeals 03 – 07 Aug	Location
Awaiting Tasking for Search (# of new cases – 0)	2	2	FAC2A
Awaiting Tasking for Review (# of new cases – 0)	3	3	FAC2A
Sent for Contractor Review	0	0	FAC2A
Search Complete – Need Relevancy Check	0	0	FAC2A
Ready for Scanning (# of new cases – 0)	1	1	FAC2A
Documents Ordered from WNRC	0	0	WNRC
Tasked for Search (E-Task/E-mail) (# of new cases - 0)	3	3	Element
Awaiting Search by FOIA Staff (WISE/ISM) (# of new cases - 0)	0	0	FAC2A
Tasked for Review (E-Task/E-mail) (# of new cases – 0)	20	17	Element
Referred to Other Agencies for Review & Return (# of new cases – 0)	11	11	Gov't Agencies
Returned from Element/Ready for Work	6	9	FAC2A
Still Interested Letter Sent To Requester	0	0	Requester
Assigned to Appeal Coordinator (# of new cases – 0)	2	2	FAC2A
General Counsel (GC) Review	0	0	GC
Appeal SSS Coordination (# of new cases – 0)	38	38	GC-6; FAC2A1-29 FAC2A-3; FAC-0
Awaiting Signature (Team Lead) (# of cases – 0)	0	0	
TOTAL	86	86	

# of Open Appeals beginning FY14	94	# of Open Appeals beginning FY15	81
# of New Appeals For FY14	56	# of New Appeals For FY15	33
# of Closed Appeals	29	# of Closed Appeal	28
Amended Case Impact	-4	Amended/Change in Request Type (+/-)	0
Appeals Backlog as of 04 – 08 Aug 14	117	Current Appeals Backlog	86

of New Cases – 0

of Closed Cases — 0

[illegible]

FAC Appeals Backlog Status Weekly Report

3 - 7 November 2014

Status	# of appeals 27 - 31 Oct	# of appeals 3 – 7 Nov	Location
Awaiting Tasking for Search (# of new cases – 2)	4	4	FAC2A
Awaiting Tasking for Review (# of new cases – 3)	8	8	FAC2A
Sent for Contractor Review	0	0	FAC2A
Search Complete – Need Relevancy Check	1	1	FAC2A
Ready for Scanning (# of new cases – 0)	2	2	FAC2A
Documents Ordered from WNRC	0	0	WNRC
Tasked for Search (E-Task/E-mail) (# of new cases - 0)	5	5	Element
Awaiting Search by FOIA Staff (WISE/ISM) (# of new cases - 0)	1	1	FAC2A
Tasked for Review (E-Task/E-mail) (# of new cases – 0)	18	21	Element
Referred to Other Agencies for Review & Return (# of new cases – 0)	10	11	Gov't Agencies
Returned from Element/Ready for Work	24	25	FAC2A
Still Interested Letter Sent To Requester	0	0	Requester
Assigned to Appeal Coordinator (# of new cases – 0)	1	1	FAC2A
General Counsel (GC) Review	0	0	GC
Appeal SSS Coordination (# of new cases – 0)	11	10	GC-1; FAC2A1-9 FAC2A-0; FAC-0
Awaiting Signature (Team Lead) (# of cases – 0)	1	1	
TOTAL	86	90	

# of Open Appeals beginning FY14	94	# of Open Appeals beginning FY15	81
# of New Appeals For FY14	4	# of New Appeals For FY15	11
# of Closed Appeals	0	# of Closed Appeal	1
Amended Case Impact	0	Amended/Change in Request Type (+/-)	-1
Appeals Backlog as of 4 - 8 Nov 13	98	Current Appeals Backlog	90

of New Cases – 5

of Closed Cases – 0 (NOTE: one appeal case changed to litigation this period; backlog reduced by 1)

[illegible]

FAC Appeals Backlog Status Weekly Report

04 - 08 May 2015

Status	# of appeals 27 Apr – 2 May	# of appeals 04 – 08 May	Location
Awaiting Tasking for Search (# of new cases – 0)	1	1	FAC2A
Awaiting Tasking for Review (# of new cases – 0)	5	4	FAC2A
Sent for Contractor Review	0	0	FAC2A
Search Complete – Need Relevancy Check	0	0	FAC2A
Ready for Scanning (# of new cases – 0)	1	1	FAC2A
Documents Ordered from WNRC	0	0	WNRC
Tasked for Search (E-Task/E-mail) (# of new cases - 0)	4	3	Element
Awaiting Search by FOIA Staff (WISE/ISM) (# of new cases - 0)	1	1	FAC2A
Tasked for Review (E-Task/E-mail) (# of new cases – 0)	18	20	Element
Referred to Other Agencies for Review & Return (# of new cases – 0)	10	10	Gov't Agencies
Returned from Element/Ready for Work	10	10	FAC2A
Still Interested Letter Sent To Requester	0	0	Requester
Assigned to Appeal Coordinator (# of new cases – 0)	4	4	FAC2A
General Counsel (GC) Review	0	0	GC
Appeal SSS Coordination (# of new cases – 0)	26	21	GC-1; FAC2A1-20 FAC2A-0; FAC-0
Awaiting Signature (Team Lead) (# of cases – 0)	2	2	
TOTAL	82	77	

# of Open Appeals beginning FY14	94	# of Open Appeals beginning FY15	81
# of New Appeals For FY14	40	# of New Appeals For FY15	25
# of Closed Appeals	14	# of Closed Appeal	28
Amended Case Impact	-3	Amended/Change in Request Type (+/-)	-1
Appeals Backlog as of 5 – 9 May 14	117	Current Appeals Backlog	77

of New Cases – 0

of Closed Cases – 5

[illegible]

FAC Appeals Backlog Status Weekly Report

5 – 9 January 2015

Status	# of appeals 29 Dec – 2 Jan	# of appeals 5 – 9 Jan	Location
Awaiting Tasking for Search (# of new cases – 0)	2	1	FAC2A
Awaiting Tasking for Review (# of new cases – 0)	2	2	FAC2A
Sent for Contractor Review	0	0	FAC2A
Search Complete – Need Relevancy Check	0	0	FAC2A
Ready for Scanning (# of new cases – 0)	1	2	FAC2A
Documents Ordered from WNRC	0	0	WNRC
Tasked for Search (E-Task/E-mail) (# of new cases - 0)	4	3	Element
Awaiting Search by FOIA Staff (WISE/ISM) (# of new cases - 0)	2	2	FAC2A
Tasked for Review (E-Task/E-mail) (# of new cases – 0)	28	27	Element
Referred to Other Agencies for Review & Return (# of new cases – 0)	10	10	Gov't Agencies
Returned from Element/Ready for Work	18	18	FAC2A
Still Interested Letter Sent To Requester	0	0	Requester
Assigned to Appeal Coordinator (# of new cases – 0)	11	11	FAC2A
General Counsel (GC) Review	0	0	GC
Appeal SSS Coordination (# of new cases – 0)	15	17	GC-0; FAC2A1-10 FAC2A-7; FAC-0
Awaiting Signature (Team Lead) (# of cases – 0)	1	1	
TOTAL	94	94	

# of Open Appeals beginning FY14	94	# of Open Appeals beginning FY15	81
# of New Appeals For FY14	19	# of New Appeals For FY15	15
# of Closed Appeals	2	# of Closed Appeal	1
Amended Case Impact	-1	Amended/Change in Request Type (+/-)	-1
Appeals Backlog as of 6 - 10 Jan 14	110	Current Appeals Backlog	94

of New Cases – 0

of Closed Cases – 0

[illegible]

FAC Appeals Backlog Status Weekly Report

06 July – 11 July 2015

Status	# of appeals 29 – Jun – 03 Jul	# of appeals 06 Jul – 11 Jul	Location
Awaiting Tasking for Search (# of new cases – 0)	1	1	FAC2A
Awaiting Tasking for Review (# of new cases – 2)	5	7	FAC2A
Sent for Contractor Review	0	0	FAC2A
Search Complete – Need Relevancy Check	0	0	FAC2A
Ready for Scanning (# of new cases – 0)	1	1	FAC2A
Documents Ordered from WNRC	0	0	WNRC
Tasked for Search (E-Task/E-mail) (# of new cases - 0)	3	3	Element
Awaiting Search by FOIA Staff (WISE/ISM) (# of new cases - 0)	0	0	FAC2A
Tasked for Review (E-Task/E-mail) (# of new cases – 0)	19	19	Element
Referred to Other Agencies for Review & Return (# of new cases – 0)	11	11	Gov't Agencies
Returned from Element/Ready for Work	6	6	FAC2A
Still Interested Letter Sent To Requester	0	0	Requester
Assigned to Appeal Coordinator (# of new cases – 0)	3	3	FAC2A
General Counsel (GC) Review	0	0	GC
Appeal SSS Coordination (# of new cases – 0)	32	32	GC-6; FAC2A1-22 FAC2A-4; FAC-0
Awaiting Signature (Team Lead) (# of cases – 0)	0	0	
TOTAL	81	83	

# of Open Appeals beginning FY14	94	# of Open Appeals beginning FY15	81
# of New Appeals For FY14	51	# of New Appeals For FY15	30
# of Closed Appeals	26	# of Closed Appeal	29
Amended Case Impact	-3	Amended/Change in Request Type (+/-)	+1
Appeals Backlog as of 07 – 12 Jul 14	116	Current Appeals Backlog	83

of New Cases – 2

of Closed Cases – 1

[illegible]

6 - 10 October 2014

Status	# of appeals 29 Sep – 3 Oct	# of appeals 6 - 10 Oct	Location
Awaiting Tasking for Search (# of new cases – 0)	3	3	FAC2A
Awaiting Tasking for Review (# of new cases – 0)	3	3	FAC2A
Sent for Contractor Review	0	0	FAC2A
Search Complete – Need Relevancy Check	6	6	FAC2A
Ready for Scanning (# of new cases – 0)	2	2	FAC2A
Documents Ordered from WNRC	0	0	WNRC
Tasked for Search (E-Task/E-mail) (# of new cases - 0)	4	4	Element
Awaiting Search by FOIA Staff (WISE/ISM) (# of new cases - 0)	1	1	FAC2A
Tasked for Review (E-Task/E-mail) (# of new cases – 0)	24	24	Element
Referred to Other Agencies for Review & Return (# of new cases – 0)	8	8	Gov't Agencies
Returned from Element/Ready for Work	13	14	FAC2A
Still Interested Letter Sent To Requester	0	0	Requester
Assigned to Appeal Coordinator (# of new cases – 0)	4	3	FAC2A
General Counsel (GC) Review	3	3	GC
Appeal SSS Coordination (# of new cases – 0)	11	11	GC-1; FAC2A1-10 FAC2A-0; FAC-0
Awaiting Signature (Team Lead) (# of cases – 0)	1	1	
TOTAL	83	83	

# of Open Appeals beginning FY14	94	# of Open Appeals beginning FY15	81
# of New Appeals For FY14	0	# of New Appeals For FY15	2
# of Closed Appeals	0	# of Closed Appeal	0
Amended Case Impact	0	Amended/Change in Request Type (+/-)	0
Appeals Backlog as of 7 - 11 Oct 13	94	Current Appeals Backlog	83

of New Cases – 0

of Closed Cases – 0

[illegible]

FAC Appeals Backlog Status Weekly Report

06 April – 10 April 2015

Status	# of appeals 30 Mar – 3 Apr	# of appeals 06 - 10 Apr	Location
Awaiting Tasking for Search (# of new cases – 0)	1	1	FAC2A
Awaiting Tasking for Review (# of new cases – 1)	3	4	FAC2A
Sent for Contractor Review	0	0	FAC2A
Search Complete – Need Relevancy Check	0	0	FAC2A
Ready for Scanning (# of new cases – 0)	2	2	FAC2A
Documents Ordered from WNRC	0	0	WNRC
Tasked for Search (E-Task/E-mail) (# of new cases - 1)	3	4	Element
Awaiting Search by FOIA Staff (WISE/ISM) (# of new cases - 0)	1	1	FAC2A
Tasked for Review (E-Task/E-mail) (# of new cases – 0)	19	19	Element
Referred to Other Agencies for Review & Return (# of new cases – 0)	11	10	Gov't Agencies
Returned from Element/Ready for Work	15	15	FAC2A
Still Interested Letter Sent To Requester	0	0	Requester
Assigned to Appeal Coordinator (# of new cases – 0)	4	4	FAC2A
General Counsel (GC) Review	0	0	GC
Appeal SSS Coordination (# of new cases – 0)	19	20	GC-1; FAC2A1-14 FAC2A-5; FAC-0
Awaiting Signature (Team Lead) (# of cases – 0)	3	2	
TOTAL	81	82	

# of Open Appeals beginning FY14	94	# of Open Appeals beginning FY15	81
# of New Appeals For FY14	38	# of New Appeals For FY15	25
# of Closed Appeals	10	# of Closed Appeal	23
Amended Case Impact	-3	Amended/Change in Request Type (+/-)	-1
Appeals Backlog as of 07 – 11 Apr 14	119	Current Appeals Backlog	82

of New Cases – 2

of Closed Cases – 1

[illegible]

FAC Appeals Backlog Status Weekly Report

07 - 11 Sept 2015

Status	# of appeals 31 Aug – 4 Sept	# of appeals 07 – 11 Sept	Location
Awaiting Tasking for Search (# of new cases – 0)	2	2	FAC2A
Awaiting Tasking for Review (# of new cases – 1)	4	5	FAC2A
Sent for Contractor Review	0	0	FAC2A
Search Complete – Need Relevancy Check	0	0	FAC2A
Ready for Scanning (# of new cases – 0)	1	1	FAC2A
Documents Ordered from WNRC	0	0	WNRC
Tasked for Search (E-Task/E-mail) (# of new cases - 0)	3	3	Element
Awaiting Search by FOIA Staff (WISE/ISM) (# of new cases - 0)	1	1	FAC2A
Tasked for Review (E-Task/E-mail) (# of new cases – 0)	17	17	Element
Referred to Other Agencies for Review & Return (# of new cases – 0)	11	11	Gov't Agencies
Returned from Element/Ready for Work	9	9	FAC2A
Still Interested Letter Sent To Requester	0	0	Requester
Assigned to Appeal Coordinator (# of new cases – 0)	2	2	FAC2A
General Counsel (GC) Review	0	0	GC
Appeal SSS Coordination (# of new cases – 0)	35	34	GC-1; FAC2A1-23 FAC2A-10; FAC-0
Awaiting Signature (Team Lead) (# of cases – 0)	0	1	
TOTAL	85	86	

# of Open Appeals beginning FY14	94	# of Open Appeals beginning FY15	81
# of New Appeals For FY14	58	# of New Appeals For FY15	36
# of Closed Appeals	47	# of Closed Appeal	31
Amended Case Impact	-3	Amended/Change in Request Type (+/-)	0
Appeals Backlog as of 08 - 13 Sept 14	102	Current Appeals Backlog	86

of New Cases – 1

of Closed Cases – 0

[illegible]

FAC Appeals Backlog Status Weekly Report

08 - 12 June 2015

Status	# of appeals 01 - 05 June	# of appeals 08 - 12 June	Location
Awaiting Tasking for Search (# of new cases – 0)	1	1	FAC2A
Awaiting Tasking for Review (# of new cases – 0)	4	5	FAC2A
Sent for Contractor Review	0	0	FAC2A
Search Complete – Need Relevancy Check	0	0	FAC2A
Ready for Scanning (# of new cases – 0)	1	1	FAC2A
Documents Ordered from WNRC	0	0	WNRC
Tasked for Search (E-Task/E-mail) (# of new cases - 0)	3	3	Element
Awaiting Search by FOIA Staff (WISE/ISM) (# of new cases - 0)	1	0	FAC2A
Tasked for Review (E-Task/E-mail) (# of new cases – 0)	18	18	Element
Referred to Other Agencies for Review & Return (# of new cases – 0)	11	11	Gov't Agencies
Returned from Element/Ready for Work	8	8	FAC2A
Still Interested Letter Sent To Requester	0	0	Requester
Assigned to Appeal Coordinator (# of new cases – 1)	5	5	FAC2A
General Counsel (GC) Review	0	0	GC
Appeal SSS Coordination (# of new cases – 0)	25	26	GC-8; FAC2A1-18 FAC2A-0; FAC-0
Awaiting Signature (Team Lead) (# of cases – 0)	0	0	
TOTAL	77	78	

# of Open Appeals beginning FY14	94	# of Open Appeals beginning FY15	81
# of New Appeals For FY14	45	# of New Appeals For FY15	25
# of Closed Appeals	15	# of Closed Appeal	28
Amended Case Impact	-3	Amended/Change in Request Type (+/-)	-1
Appeals Backlog as of 09 - 14 Jun 14	121	Current Appeals Backlog	78

of New Cases – 1

of Closed Cases – 0

[illegible]

FAC Appeals Backlog Status Weekly Report

8 - 12 December 2014

Status	# of appeals 1 - 5 Dec	# of appeals 8 - 12 Dec	Location
Awaiting Tasking for Search (# of new cases – 0)	3	2	FAC2A
Awaiting Tasking for Review (# of new cases – 0)	4	3	FAC2A
Sent for Contractor Review	0	0	FAC2A
Search Complete – Need Relevancy Check	0	0	FAC2A
Ready for Scanning (# of new cases – 0)	1	1	FAC2A
Documents Ordered from WNRC	0	0	WNRC
Tasked for Search (E-Task/E-mail) (# of new cases - 0)	4	4	Element
Awaiting Search by FOIA Staff (WISE/ISM) (# of new cases - 0)	1	2	FAC2A
Tasked for Review (E-Task/E-mail) (# of new cases – 0)	27	28	Element
Referred to Other Agencies for Review & Return (# of new cases – 0)	10	11	Gov't Agencies
Returned from Element/Ready for Work	27	17	FAC2A
Still Interested Letter Sent To Requester	0	0	Requester
Assigned to Appeal Coordinator (# of new cases – 0)	4	11	FAC2A
General Counsel (GC) Review	0	0	GC
Appeal SSS Coordination (# of new cases – 0)	11	14	GC-0; FAC2A1-14 FAC2A-0; FAC-0
Awaiting Signature (Team Lead) (# of cases – 0)	2	1	
TOTAL	94	94	

# of Open Appeals beginning FY14	94	# of Open Appeals beginning FY15	81
# of New Appeals For FY14	10	# of New Appeals For FY15	15
# of Closed Appeals	0	# of Closed Appeal	1
Amended Case Impact	0	Amended/Change in Request Type (+/-)	-1
Appeals Backlog as of 9 - 13 Dec 13	104	Current Appeals Backlog	94

of New Cases – 0

of Closed Cases – 0

[illegible]

FAC Appeals Backlog Status Weekly Report

9 - 13 February 2015

Status	# of appeals 2 – 6 Feb	# of appeals 9 – 13 Feb	Location
Awaiting Tasking for Search (# of new cases – 0)	4	2	FAC2A
Awaiting Tasking for Review (# of new cases – 0)	3	2	FAC2A
Sent for Contractor Review	0	0	FAC2A
Search Complete – Need Relevancy Check	0	0	FAC2A
Ready for Scanning (# of new cases – 0)	1	1	FAC2A
Documents Ordered from WNRC	0	0	WNRC
Tasked for Search (E-Task/E-mail) (# of new cases - 0)	3	4	Element
Awaiting Search by FOIA Staff (WISE/ISM) (# of new cases - 0)	1	1	FAC2A
Tasked for Review (E-Task/E-mail) (# of new cases – 0)	25	26	Element
Referred to Other Agencies for Review & Return (# of new cases – 0)	9	9	Gov't Agencies
Returned from Element/Ready for Work	15	16	FAC2A
Still Interested Letter Sent To Requester	0	0	Requester
Assigned to Appeal Coordinator (# of new cases – 0)	4	4	FAC2A
General Counsel (GC) Review	0	0	GC
Appeal SSS Coordination (# of new cases – 0)	24	24	GC-5; FAC2A1-14 FAC2A-5; FAC-0
Awaiting Signature (Team Lead) (# of cases – 0)	2	1	
TOTAL	91	90	

# of Open Appeals beginning FY14	94	# of Open Appeals beginning FY15	81
# of New Appeals For FY14	30	# of New Appeals For FY15	19
# of Closed Appeals	2	# of Closed Appeal	9
Amended Case Impact	-1	Amended/Change in Request Type (+/-)	-1
Appeals Backlog as of 10 - 14 Feb 14	121	Current Appeals Backlog	90

of New Cases – 0

of Closed Cases – 1

[illegible]

FAC Appeals Backlog Status Weekly Report

9 - 13 March 2015

Status	# of appeals 2 - 6 Mar	# of appeals 9 - 13 Mar	Location
Awaiting Tasking for Search (# of new cases – 0)	2	2	FAC2A
Awaiting Tasking for Review (# of new cases – 0)	2	2	FAC2A
Sent for Contractor Review	0	0	FAC2A
Search Complete – Need Relevancy Check	0	0	FAC2A
Ready for Scanning (# of new cases – 0)	1	1	FAC2A
Documents Ordered from WNRC	0	0	WNRC
Tasked for Search (E-Task/E-mail) (# of new cases - 0)	4	4	Element
Awaiting Search by FOIA Staff (WISE/ISM) (# of new cases - 0)	1	1	FAC2A
Tasked for Review (E-Task/E-mail) (# of new cases – 0)	21	20	Element
Referred to Other Agencies for Review & Return (# of new cases – 0)	10	10	Gov't Agencies
Returned from Element/Ready for Work	18	17	FAC2A
Still Interested Letter Sent To Requester	0	0	Requester
Assigned to Appeal Coordinator (# of new cases – 0)	5	5	FAC2A
General Counsel (GC) Review	0	0	GC
Appeal SSS Coordination (# of new cases – 0)	26	15	GC-3; FAC2A1-12 FAC2A-0; FAC-0
Awaiting Signature (Team Lead) (# of cases – 0)	2	3	
TOTAL	92	80	

# of Open Appeals beginning FY14	94	# of Open Appeals beginning FY15	81
# of New Appeals For FY14	34	# of New Appeals For FY15	22
# of Closed Appeals	9	# of Closed Appeal	22
Amended Case Impact	-2	Amended/Change in Request Type (+/-)	-1
Appeals Backlog as of 10 - 14 Mar 14	117	Current Appeals Backlog	80

of New Cases – 0

of Closed Cases – 12

[illegible]

FAC Appeals Backlog Status Weekly Report

10 - 14 August 2015

Status	# of appeals 03 – 07 Aug	# of appeals 10 - 14 Aug	Location
Awaiting Tasking for Search (# of new cases – 0)	2	2	FAC2A
Awaiting Tasking for Review (# of new cases – 0)	3	3	FAC2A
Sent for Contractor Review	0	0	FAC2A
Search Complete – Need Relevancy Check	0	0	FAC2A
Ready for Scanning (# of new cases – 0)	1	1	FAC2A
Documents Ordered from WNRC	0	0	WNRC
Tasked for Search (E-Task/E-mail) (# of new cases - 0)	3	3	Element
Awaiting Search by FOIA Staff (WISE/ISM) (# of new cases - 0)	0	0	FAC2A
Tasked for Review (E-Task/E-mail) (# of new cases – 0)	17	17	Element
Referred to Other Agencies for Review & Return (# of new cases – 0)	11	11	Gov't Agencies
Returned from Element/Ready for Work	9	9	FAC2A
Still Interested Letter Sent To Requester	0	0	Requester
Assigned to Appeal Coordinator (# of new cases – 0)	2	2	FAC2A
General Counsel (GC) Review	0	0	GC
Appeal SSS Coordination (# of new cases – 0)	38	38	GC-6; FAC2A1-29 FAC2A-3; FAC-0
Awaiting Signature (Team Lead) (# of cases – 0)	0	0	
TOTAL	86	86	

# of Open Appeals beginning FY14	94	# of Open Appeals beginning FY15	81
# of New Appeals For FY14	56	# of New Appeals For FY15	33
# of Closed Appeals	30	# of Closed Appeal	28
Amended Case Impact	-4	Amended/Change in Request Type (+/-)	0
Appeals Backlog as of 11 - 16 Aug 14	116	Current Appeals Backlog	86

of New Cases – 0

of Closed Cases – 0

[illegible]

FAC Appeals Backlog Status Weekly Report

10 - 14 November 2014

Status	# of appeals 3 – 7 Nov	# of appeals 10 - 14 Nov	Location
Awaiting Tasking for Search (# of new cases – 0)	4	4	FAC2A
Awaiting Tasking for Review (# of new cases – 2)	8	7	FAC2A
Sent for Contractor Review	0	0	FAC2A
Search Complete – Need Relevancy Check	1	1	FAC2A
Ready for Scanning (# of new cases – 0)	2	2	FAC2A
Documents Ordered from WNRC	0	0	WNRC
Tasked for Search (E-Task/E-mail) (# of new cases - 0)	5	4	Element
Awaiting Search by FOIA Staff (WISE/ISM) (# of new cases - 0)	1	1	FAC2A
Tasked for Review (E-Task/E-mail) (# of new cases – 0)	21	21	Element
Referred to Other Agencies for Review & Return (# of new cases – 0)	11	11	Gov't Agencies
Returned from Element/Ready for Work	25	28	FAC2A
Still Interested Letter Sent To Requester	0	0	Requester
Assigned to Appeal Coordinator (# of new cases – 0)	1	1	FAC2A
General Counsel (GC) Review	0	0	GC
Appeal SSS Coordination (# of new cases – 0)	10	11	GC-1; FAC2A1-10 FAC2A-0; FAC-0
Awaiting Signature (Team Lead) (# of cases – 0)	1	1	
TOTAL	90	92	

# of Open Appeals beginning FY14	94	# of Open Appeals beginning FY15	81
# of New Appeals For FY14	8	# of New Appeals For FY15	13
# of Closed Appeals	0	# of Closed Appeal	1
Amended Case Impact	0	Amended/Change in Request Type (+/-)	-1
Appeals Backlog as of 11 - 15 Nov 13	102	Current Appeals Backlog	92

of New Cases – 2

of Closed Cases – 0

[illegible]

FAC Appeals Backlog Status Weekly Report

11 - 15 May 2015

Status	# of appeals 04 - 08 May	# of appeals 04 - 08 May	Location
Awaiting Tasking for Search (# of new cases – 0)	1	1	FAC2A
Awaiting Tasking for Review (# of new cases – 0)	4	4	FAC2A
Sent for Contractor Review	0	0	FAC2A
Search Complete – Need Relevancy Check	0	0	FAC2A
Ready for Scanning (# of new cases – 0)	1	1	FAC2A
Documents Ordered from WNRC	0	0	WNRC
Tasked for Search (E-Task/E-mail) (# of new cases - 0)	3	3	Element
Awaiting Search by FOIA Staff (WISE/ISM) (# of new cases - 0)	1	1	FAC2A
Tasked for Review (E-Task/E-mail) (# of new cases – 0)	20	20	Element
Referred to Other Agencies for Review & Return (# of new cases – 0)	10	10	Gov't Agencies
Returned from Element/Ready for Work	10	10	FAC2A
Still Interested Letter Sent To Requester	0	0	Requester
Assigned to Appeal Coordinator (# of new cases – 0)	4	4	FAC2A
General Counsel (GC) Review	0	0	GC
Appeal SSS Coordination (# of new cases – 0)	21	21	GC-5; FAC2A1-16 FAC2A-0; FAC-0
Awaiting Signature (Team Lead) (# of cases – 0)	2	2	
TOTAL	77	77	

# of Open Appeals beginning FY14	94	# of Open Appeals beginning FY15	81
# of New Appeals For FY14	41	# of New Appeals For FY15	25
# of Closed Appeals	14	# of Closed Appeal	28
Amended Case Impact	-3	Amended/Change in Request Type (+/-)	-1
Appeals Backlog as of 12 - 16 May 14	118	Current Appeals Backlog	77

of New Cases – 0

of Closed Cases – 0

[illegible]

12 - 16 January 2015

Status	# of appeals 5 – 9 Jan	# of appeals 12 - 16 Jan	Location
Awaiting Tasking for Search (# of new cases – 0)	1	1	FAC2A
Awaiting Tasking for Review (# of new cases – 0)	2	2	FAC2A
Sent for Contractor Review	0	0	FAC2A
Search Complete – Need Relevancy Check	0	0	FAC2A
Ready for Scanning (# of new cases – 0)	2	2	FAC2A
Documents Ordered from WNRC	0	0	WNRC
Tasked for Search (E-Task/E-mail) (# of new cases - 0)	3	3	Element
Awaiting Search by FOIA Staff (WISE/ISM) (# of new cases - 0)	2	1	FAC2A
Tasked for Review (E-Task/E-mail) (# of new cases – 0)	27	28	Element
Referred to Other Agencies for Review & Return (# of new cases – 0)	10	11	Gov't Agencies
Returned from Element/Ready for Work	18	15	FAC2A
Still Interested Letter Sent To Requester	0	0	Requester
Assigned to Appeal Coordinator (# of new cases – 0)	11	12	FAC2A
General Counsel (GC) Review	0	0	GC
Appeal SSS Coordination (# of new cases – 0)	17	14	GC-0; FAC2A1-12 FAC2A-2; FAC-0
Awaiting Signature (Team Lead) (# of cases – 0)	1	0	
TOTAL	94	89	

# of Open Appeals beginning FY14	94	# of Open Appeals beginning FY15	81
# of New Appeals For FY14	25	# of New Appeals For FY15	15
# of Closed Appeals	2	# of Closed Appeal	6
Amended Case Impact	-1	Amended/Change in Request Type (+/-)	-1
Appeals Backlog as of 13 - 17 Jan 14	116	Current Appeals Backlog	89

of New Cases – 0

of Closed Cases – 5

[illegible]

FAC Appeals Backlog Status Weekly Report

13 – 17 April 2015

Status	# of appeals 06 - 10 Apr	# of appeals 13 – 17 Apr	Location
Awaiting Tasking for Search (# of new cases – 0)	1	1	FAC2A
Awaiting Tasking for Review (# of new cases – 0)	4	4	FAC2A
Sent for Contractor Review	0	0	FAC2A
Search Complete – Need Relevancy Check	0	0	FAC2A
Ready for Scanning (# of new cases – 0)	2	2	FAC2A
Documents Ordered from WNRC	0	0	WNRC
Tasked for Search (E-Task/E-mail) (# of new cases - 0)	4	4	Element
Awaiting Search by FOIA Staff (WISE/ISM) (# of new cases - 0)	1	1	FAC2A
Tasked for Review (E-Task/E-mail) (# of new cases – 0)	19	19	Element
Referred to Other Agencies for Review & Return (# of new cases – 0)	10	10	Gov't Agencies
Returned from Element/Ready for Work	15	14	FAC2A
Still Interested Letter Sent To Requester	0	0	Requester
Assigned to Appeal Coordinator (# of new cases – 0)	4	4	FAC2A
General Counsel (GC) Review	0	0	GC
Appeal SSS Coordination (# of new cases – 0)	20	21	GC-1; FAC2A1-15 FAC2A-5; FAC-0
Awaiting Signature (Team Lead) (# of cases – 0)	2	2	
TOTAL	82	82	

# of Open Appeals beginning FY14	94	# of Open Appeals beginning FY15	81
# of New Appeals For FY14	38	# of New Appeals For FY15	25
# of Closed Appeals	10	# of Closed Appeal	23
Amended Case Impact	-3	Amended/Change in Request Type (+/-)	-1
Appeals Backlog as of 14 - 18 Apr 14	119	Current Appeals Backlog	82

of New Cases – 0

of Closed Cases – 0

[illegible]

FAC Appeals Backlog Status Weekly Report

13 - 17 October 2014

Status	# of appeals 6 - 10 Oct	# of appeals 13 - 17 Oct	Location
Awaiting Tasking for Search (# of new cases – 0)	3	4	FAC2A
Awaiting Tasking for Review (# of new cases – 2)	3	4	FAC2A
Sent for Contractor Review	0	0	FAC2A
Search Complete – Need Relevancy Check	6	3	FAC2A
Ready for Scanning (# of new cases – 0)	2	3	FAC2A
Documents Ordered from WNRC	0	0	WNRC
Tasked for Search (E-Task/E-mail) (# of new cases - 0)	4	5	Element
Awaiting Search by FOIA Staff (WISE/ISM) (# of new cases - 0)	1	1	FAC2A
Tasked for Review (E-Task/E-mail) (# of new cases – 0)	24	24	Element
Referred to Other Agencies for Review & Return (# of new cases – 0)	8	9	Gov't Agencies
Returned from Element/Ready for Work	14	18	FAC2A
Still Interested Letter Sent To Requester	0	0	Requester
Assigned to Appeal Coordinator (# of new cases – 0)	3	2	FAC2A
General Counsel (GC) Review	3	0	GC
Appeal SSS Coordination (# of new cases – 0)	11	11	GC-1; FAC2A1-10 FAC2A-0; FAC-0
Awaiting Signature (Team Lead) (# of cases – 0)	1	1	
TOTAL	83	85	

# of Open Appeals beginning FY14	94	# of Open Appeals beginning FY15	81
# of New Appeals For FY14	1	# of New Appeals For FY15	4
# of Closed Appeals	0	# of Closed Appeal	0
Amended Case Impact	0	Amended/Change in Request Type (+/-)	0
Appeals Backlog as of 14 - 18 Oct 13	95	Current Appeals Backlog	85

of New Cases – 2

of Closed Cases – 0

[illegible]

FAC Appeals Backlog Status Weekly Report

13 July - 18 July 2015

Status	# of appeals 06 Jul – 10 Jul	# of appeals 13 Jul – 18 Jul	Location
Awaiting Tasking for Search (# of new cases – 2)	1	3	FAC2A
Awaiting Tasking for Review (# of new cases – 0)	7	3	FAC2A
Sent for Contractor Review	0	0	FAC2A
Search Complete – Need Relevancy Check	0	0	FAC2A
Ready for Scanning (# of new cases – 0)	1	1	FAC2A
Documents Ordered from WNRC	0	0	WNRC
Tasked for Search (E-Task/E-mail) (# of new cases - 0)	3	3	Element
Awaiting Search by FOIA Staff (WISE/ISM) (# of new cases - 0)	0	0	FAC2A
Tasked for Review (E-Task/E-mail) (# of new cases – 0)	19	21	Element
Referred to Other Agencies for Review & Return (# of new cases – 0)	11	11	Gov't Agencies
Returned from Element/Ready for Work	6	7	FAC2A
Still Interested Letter Sent To Requester	0	0	Requester
Assigned to Appeal Coordinator (# of new cases – 0)	3	2	FAC2A
General Counsel (GC) Review	0	0	GC
Appeal SSS Coordination (# of new cases – 0)	32	34	GC-6; FAC2A1-24 FAC2A-4; FAC-0
Awaiting Signature (Team Lead) (# of cases – 0)	0	0	
TOTAL	83	85	

# of Open Appeals beginning FY14	94	# of Open Appeals beginning FY15	81
# of New Appeals For FY14	52	# of New Appeals For FY15	32
# of Closed Appeals	26	# of Closed Appeal	29
Amended Case Impact	-3	Amended/Change in Request Type (+/-)	+1
Appeals Backlog as of 14 - 18 Jul 14	117	Current Appeals Backlog	85

of New Cases – 2

of Closed Cases – 0

[illegible]

FAC Appeals Backlog Status Weekly Report

14 - 18 Sept 2015

Status	# of appeals 07 – 11 Sept	# of appeals 14 - 18 Sept	Location
Awaiting Tasking for Search (# of new cases – 0)	2	2	FAC2A
Awaiting Tasking for Review (# of new cases – 1)	5	6	FAC2A
Sent for Contractor Review	0	0	FAC2A
Search Complete – Need Relevancy Check	0	0	FAC2A
Ready for Scanning (# of new cases – 0)	1	1	FAC2A
Documents Ordered from WNRC	0	0	WNRC
Tasked for Search (E-Task/E-mail) (# of new cases - 0)	3	3	Element
Awaiting Search by FOIA Staff (WISE/ISM) (# of new cases - 0)	1	1	FAC2A
Tasked for Review (E-Task/E-mail) (# of new cases – 0)	17	17	Element
Referred to Other Agencies for Review & Return (# of new cases – 0)	11	11	Gov't Agencies
Returned from Element/Ready for Work	9	9	FAC2A
Still Interested Letter Sent To Requester	0	0	Requester
Assigned to Appeal Coordinator (# of new cases – 0)	2	2	FAC2A
General Counsel (GC) Review	0	0	GC
Appeal SSS Coordination (# of new cases – 0)	34	34	GC-1; FAC2A1-23 FAC2A-10; FAC-0
Awaiting Signature (Team Lead) (# of cases – 0)	1	1	
TOTAL	86	87	

# of Open Appeals beginning FY14	94	# of Open Appeals beginning FY15	81
# of New Appeals For FY14	58	# of New Appeals For FY15	37
# of Closed Appeals	50	# of Closed Appeal	31
Amended Case Impact	-3	Amended/Change in Request Type (+/-)	0
Appeals Backlog as of 15 - 20 Sept 14	99	Current Appeals Backlog	87

of New Cases – 1

of Closed Cases – 0

[illegible]

FAC Appeals Backlog Status Weekly Report

15 - 19 December 2014

Status	# of appeals 8 - 12 Dec	# of appeals 15 - 19 Dec	Location
Awaiting Tasking for Search (# of new cases – 0)	2	2	FAC2A
Awaiting Tasking for Review (# of new cases – 0)	3	2	FAC2A
Sent for Contractor Review	0	0	FAC2A
Search Complete – Need Relevancy Check	0	0	FAC2A
Ready for Scanning (# of new cases – 0)	1	1	FAC2A
Documents Ordered from WNRC	0	0	WNRC
Tasked for Search (E-Task/E-mail) (# of new cases - 0)	4	4	Element
Awaiting Search by FOIA Staff (WISE/ISM) (# of new cases - 0)	2	2	FAC2A
Tasked for Review (E-Task/E-mail) (# of new cases – 0)	28	28	Element
Referred to Other Agencies for Review & Return (# of new cases – 0)	11	11	Gov't Agencies
Returned from Element/Ready for Work	17	18	FAC2A
Still Interested Letter Sent To Requester	0	0	Requester
Assigned to Appeal Coordinator (# of new cases – 0)	11	11	FAC2A
General Counsel (GC) Review	0	0	GC
Appeal SSS Coordination (# of new cases – 0)	14	14	GC-0; FAC2A1-14 FAC2A-0; FAC-0
Awaiting Signature (Team Lead) (# of cases – 0)	1	1	
TOTAL	94	94	

# of Open Appeals beginning FY14	94	# of Open Appeals beginning FY15	81
# of New Appeals For FY14	13	# of New Appeals For FY15	15
# of Closed Appeals	0	# of Closed Appeal	1
Amended Case Impact	0	Amended/Change in Request Type (+/-)	-1
Appeals Backlog as of 16 - 20 Dec 13	107	Current Appeals Backlog	94

of New Cases – 0

of Closed Cases — 0

[illegible]

FAC Appeals Backlog Status Weekly Report

15 - 19 June 2015

Status	# of appeals 08 - 12 June	# of appeals 15 - 19 June	Location
Awaiting Tasking for Search (# of new cases – 1)	1	2	FAC2A
Awaiting Tasking for Review (# of new cases – 0)	5	4	FAC2A
Sent for Contractor Review	0	0	FAC2A
Search Complete – Need Relevancy Check	0	0	FAC2A
Ready for Scanning (# of new cases – 0)	1	1	FAC2A
Documents Ordered from WNRC	0	0	WNRC
Tasked for Search (E-Task/E-mail) (# of new cases - 0)	3	3	Element
Awaiting Search by FOIA Staff (WISE/ISM) (# of new cases - 0)	0	0	FAC2A
Tasked for Review (E-Task/E-mail) (# of new cases – 0)	18	19	Element
Referred to Other Agencies for Review & Return (# of new cases – 0)	11	10	Gov't Agencies
Returned from Element/Ready for Work	8	7	FAC2A
Still Interested Letter Sent To Requester	0	0	Requester
Assigned to Appeal Coordinator (# of new cases – 1)	5	6	FAC2A
General Counsel (GC) Review	0	0	GC
Appeal SSS Coordination (# of new cases – 0)	26	28	GC-8; FAC2A1-19 FAC2A-1; FAC-0
Awaiting Signature (Team Lead) (# of cases – 0)	0	0	
TOTAL	78	80	

# of Open Appeals beginning FY14	94	# of Open Appeals beginning FY15	81
# of New Appeals For FY14	46	# of New Appeals For FY15	27
# of Closed Appeals	15	# of Closed Appeal	28
Amended Case Impact	-3	Amended/Change in Request Type (+/-)	0
Appeals Backlog as of 16 - 21 Jun 14	122	Current Appeals Backlog	80

of New Cases – 2

of Closed Cases – 0

[illegible]

FAC Appeals Backlog Status Weekly Report

16 - 20 February 2015

Status	# of appeals 9 – 13 Feb	# of appeals 16 – 20 Feb	Location
Awaiting Tasking for Search (# of new cases – 1)	2	3	FAC2A
Awaiting Tasking for Review (# of new cases – 1)	2	3	FAC2A
Sent for Contractor Review	0	0	FAC2A
Search Complete – Need Relevancy Check	0	0	FAC2A
Ready for Scanning (# of new cases – 0)	1	1	FAC2A
Documents Ordered from WNRC	0	0	WNRC
Tasked for Search (E-Task/E-mail) (# of new cases - 0)	4	4	Element
Awaiting Search by FOIA Staff (WISE/ISM) (# of new cases - 0)	1	1	FAC2A
Tasked for Review (E-Task/E-mail) (# of new cases – 0)	26	22	Element
Referred to Other Agencies for Review & Return (# of new cases – 0)	9	9	Gov't Agencies
Returned from Element/Ready for Work	16	19	FAC2A
Still Interested Letter Sent To Requester	0	0	Requester
Assigned to Appeal Coordinator (# of new cases – 0)	4	4	FAC2A
General Counsel (GC) Review	0	0	GC
Appeal SSS Coordination (# of new cases – 0)	24	24	GC-9; FAC2A1-9 FAC2A-6; FAC-0
Awaiting Signature (Team Lead) (# of cases – 0)	1	2	
TOTAL	90	92	

# of Open Appeals beginning FY14	94	# of Open Appeals beginning FY15	81
# of New Appeals For FY14	30	# of New Appeals For FY15	21
# of Closed Appeals	2	# of Closed Appeal	9
Amended Case Impact	-2	Amended/Change in Request Type (+/-)	-1
Appeals Backlog as of 17 - 21 Feb 14	120	Current Appeals Backlog	92

of New Cases – 2

of Closed Cases – 0

[illegible]

16 - 20 March 2015

Status	# of appeals 9 - 13 Mar	# of appeals 16 - 20 Mar	Location
Awaiting Tasking for Search (# of new cases – 0)	2	2	FAC2A
Awaiting Tasking for Review (# of new cases – 0)	2	2	FAC2A
Sent for Contractor Review	0	0	FAC2A
Search Complete – Need Relevancy Check	0	0	FAC2A
Ready for Scanning (# of new cases – 0)	1	1	FAC2A
Documents Ordered from WNRC	0	0	WNRC
Tasked for Search (E-Task/E-mail) (# of new cases - 0)	4	4	Element
Awaiting Search by FOIA Staff (WISE/ISM) (# of new cases - 0)	1	1	FAC2A
Tasked for Review (E-Task/E-mail) (# of new cases – 0)	20	20	Element
Referred to Other Agencies for Review & Return (# of new cases – 0)	10	11	Gov’t Agencies
Returned from Element/Ready for Work	17	16	FAC2A
Still Interested Letter Sent To Requester	0	0	Requester
Assigned to Appeal Coordinator (# of new cases – 0)	5	5	FAC2A
General Counsel (GC) Review	0	0	GC
Appeal SSS Coordination (# of new cases – 0)	15	16	GC-3; FAC2A1-13 FAC2A-0; FAC-0
Awaiting Signature (Team Lead) (# of cases – 0)	3	2	
TOTAL	80	80	

# of Open Appeals beginning FY14	94	# of Open Appeals beginning FY15	81
# of New Appeals For FY14	36	# of New Appeals For FY15	22
# of Closed Appeals	9	# of Closed Appeal	22
Amended Case Impact	-2	Amended/Change in Request Type (+/-)	-1
Appeals Backlog as of 17 - 21 Mar 14	119	Current Appeals Backlog	80

of New Cases – 0

of Closed Cases – 0

[illegible]

FAC Appeals Backlog Status Weekly Report

17 - 21 August 2015

Status	# of appeals 10 - 14 Aug	# of appeals 17 - 21 Aug	Location
Awaiting Tasking for Search (# of new cases – 1)	2	2	FAC2A
Awaiting Tasking for Review (# of new cases – 0)	3	3	FAC2A
Sent for Contractor Review	0	0	FAC2A
Search Complete – Need Relevancy Check	0	0	FAC2A
Ready for Scanning (# of new cases – 0)	1	1	FAC2A
Documents Ordered from WNRC	0	0	WNRC
Tasked for Search (E-Task/E-mail) (# of new cases - 0)	3	3	Element
Awaiting Search by FOIA Staff (WISE/ISM) (# of new cases - 0)	0	1	FAC2A
Tasked for Review (E-Task/E-mail) (# of new cases – 0)	17	17	Element
Referred to Other Agencies for Review & Return (# of new cases – 0)	11	11	Gov't Agencies
Returned from Element/Ready for Work	9	9	FAC2A
Still Interested Letter Sent To Requester	0	0	Requester
Assigned to Appeal Coordinator (# of new cases – 0)	2	2	FAC2A
General Counsel (GC) Review	0	0	GC
Appeal SSS Coordination (# of new cases – 0)	38	35	GC-6; FAC2A1-29 FAC2A-0; FAC-0
Awaiting Signature (Team Lead) (# of cases – 0)	0	0	
TOTAL	86	84	

# of Open Appeals beginning FY14	94	# of Open Appeals beginning FY15	81
# of New Appeals For FY14	56	# of New Appeals For FY15	34
# of Closed Appeals	30	# of Closed Appeal	31
Amended Case Impact	-4	Amended/Change in Request Type (+/-)	0
Appeals Backlog as of 18 - 22 Aug 14	116	Current Appeals Backlog	84

of New Cases – 1

of Closed Cases – 3

[illegible]

FAC Appeals Backlog Status Weekly Report

17 – 21 November 2014

Status	# of appeals 10 - 14 Nov	# of appeals 17 - 21 Nov	Location
Awaiting Tasking for Search (# of new cases – 0)	4	4	FAC2A
Awaiting Tasking for Review (# of new cases – 0)	7	4	FAC2A
Sent for Contractor Review	0	0	FAC2A
Search Complete – Need Relevancy Check	1	1	FAC2A
Ready for Scanning (# of new cases – 0)	2	1	FAC2A
Documents Ordered from WNRC	0	0	WNRC
Tasked for Search (E-Task/E-mail) (# of new cases - 0)	4	4	Element
Awaiting Search by FOIA Staff (WISE/ISM) (# of new cases - 0)	1	1	FAC2A
Tasked for Review (E-Task/E-mail) (# of new cases – 0)	21	25	Element
Referred to Other Agencies for Review & Return (# of new cases – 0)	11	10	Gov't Agencies
Returned from Element/Ready for Work	28	26	FAC2A
Still Interested Letter Sent To Requester	0	0	Requester
Assigned to Appeal Coordinator (# of new cases – 0)	1	4	FAC2A
General Counsel (GC) Review	0	0	GC
Appeal SSS Coordination (# of new cases – 0)	11	11	GC-1; FAC2A1-10 FAC2A-0; FAC-0
Awaiting Signature (Team Lead) (# of cases – 0)	1	1	
TOTAL	92	92	

# of Open Appeals beginning FY14	94	# of Open Appeals beginning FY15	81
# of New Appeals For FY14	9	# of New Appeals For FY15	13
# of Closed Appeals	0	# of Closed Appeal	1
Amended Case Impact	0	Amended/Change in Request Type (+/-)	-1
Appeals Backlog as of 18 - 22 Nov 13	103	Current Appeals Backlog	92

of New Cases – 0

of Closed Cases – 0

[illegible]

FAC Appeals Backlog Status Weekly Report

18 – 22 May 2015

Status	# of appeals 11 - 15 May	# of appeals 18 - 22 May	Location
Awaiting Tasking for Search (# of new cases – 0)	1	1	FAC2A
Awaiting Tasking for Review (# of new cases – 0)	4	4	FAC2A
Sent for Contractor Review	0	0	FAC2A
Search Complete – Need Relevancy Check	0	0	FAC2A
Ready for Scanning (# of new cases – 0)	1	1	FAC2A
Documents Ordered from WNRC	0	0	WNRC
Tasked for Search (E-Task/E-mail) (# of new cases - 0)	3	3	Element
Awaiting Search by FOIA Staff (WISE/ISM) (# of new cases - 0)	1	1	FAC2A
Tasked for Review (E-Task/E-mail) (# of new cases – 0)	20	18	Element
Referred to Other Agencies for Review & Return (# of new cases – 0)	10	10	Gov't Agencies
Returned from Element/Ready for Work	10	10	FAC2A
Still Interested Letter Sent To Requester	0	0	Requester
Assigned to Appeal Coordinator (# of new cases – 0)	4	5	FAC2A
General Counsel (GC) Review	0	0	GC
Appeal SSS Coordination (# of new cases – 0)	21	22	GC-5; FAC2A1-17 FAC2A-0; FAC-0
Awaiting Signature (Team Lead) (# of cases – 0)	2	2	
TOTAL	77	77	

# of Open Appeals beginning FY14	94	# of Open Appeals beginning FY15	81
# of New Appeals For FY14	43	# of New Appeals For FY15	25
# of Closed Appeals	14	# of Closed Appeal	28
Amended Case Impact	-3	Amended/Change in Request Type (+/-)	-1
Appeals Backlog as of 19 - 23 May 14	120	Current Appeals Backlog	77

of New Cases – 0

of Closed Cases – 0

[illegible]

19 - 23 January 2015

Status	# of appeals 12 - 16 Jan	# of appeals 19 - 23 Jan	Location
Awaiting Tasking for Search (# of new cases – 0)	1	1	FAC2A
Awaiting Tasking for Review (# of new cases – 0)	2	2	FAC2A
Sent for Contractor Review	0	0	FAC2A
Search Complete – Need Relevancy Check	0	0	FAC2A
Ready for Scanning (# of new cases – 0)	2	2	FAC2A
Documents Ordered from WNRC	0	0	WNRC
Tasked for Search (E-Task/E-mail) (# of new cases - 0)	3	3	Element
Awaiting Search by FOIA Staff (WISE/ISM) (# of new cases - 0)	1	1	FAC2A
Tasked for Review (E-Task/E-mail) (# of new cases – 0)	28	26	Element
Referred to Other Agencies for Review & Return (# of new cases – 0)	11	9	Gov't Agencies
Returned from Element/Ready for Work	15	18	FAC2A
Still Interested Letter Sent To Requester	0	0	Requester
Assigned to Appeal Coordinator (# of new cases – 0)	12	9	FAC2A
General Counsel (GC) Review	0	0	GC
Appeal SSS Coordination (# of new cases – 0)	14	17	GC-0; FAC2A1-15 FAC2A-2; FAC-0
Awaiting Signature (Team Lead) (# of cases – 0)	0	1	
TOTAL	89	89	

# of Open Appeals beginning FY14	94	# of Open Appeals beginning FY15	81
# of New Appeals For FY14	25	# of New Appeals For FY15	15
# of Closed Appeals	2	# of Closed Appeal	6
Amended Case Impact	-1	Amended/Change in Request Type (+/-)	-1
Appeals Backlog as of 20 - 24 Jan 14	116	Current Appeals Backlog	89

of New Cases – 0

of Closed Cases – 0

[illegible]

FAC Appeals Backlog Status Weekly Report

20 – 24 April 2015

Status	# of appeals 13 – 17 Apr	# of appeals 20 – 24 Apr	Location
Awaiting Tasking for Search (# of new cases – 0)	1	1	FAC2A
Awaiting Tasking for Review (# of new cases – 0)	4	4	FAC2A
Sent for Contractor Review	0	0	FAC2A
Search Complete – Need Relevancy Check	0	0	FAC2A
Ready for Scanning (# of new cases – 0)	2	2	FAC2A
Documents Ordered from WNRC	0	0	WNRC
Tasked for Search (E-Task/E-mail) (# of new cases - 0)	4	4	Element
Awaiting Search by FOIA Staff (WISE/ISM) (# of new cases - 0)	1	1	FAC2A
Tasked for Review (E-Task/E-mail) (# of new cases – 0)	19	18	Element
Referred to Other Agencies for Review & Return (# of new cases – 0)	10	10	Gov't Agencies
Returned from Element/Ready for Work	14	14	FAC2A
Still Interested Letter Sent To Requester	0	0	Requester
Assigned to Appeal Coordinator (# of new cases – 0)	4	4	FAC2A
General Counsel (GC) Review	0	0	GC
Appeal SSS Coordination (# of new cases – 0)	21	22	GC-1; FAC2A1-16 FAC2A-0; FAC-5
Awaiting Signature (Team Lead) (# of cases – 0)	2	2	
TOTAL	82	82	

# of Open Appeals beginning FY14	94	# of Open Appeals beginning FY15	81
# of New Appeals For FY14	40	# of New Appeals For FY15	25
# of Closed Appeals	14	# of Closed Appeal	23
Amended Case Impact	-3	Amended/Change in Request Type (+/-)	-1
Appeals Backlog as of 21 - 25 Apr 14	117	Current Appeals Backlog	82

of New Cases – 0

of Closed Cases – 0

[illegible]

FAC Appeals Backlog Status Weekly Report

20 - 24 July 2015

Status	# of appeals 13 – 18 Jul	# of appeals 20 – 24 Jul	Location
Awaiting Tasking for Search (# of new cases – 0)	3	3	FAC2A
Awaiting Tasking for Review (# of new cases – 0)	3	3	FAC2A
Sent for Contractor Review	0	0	FAC2A
Search Complete – Need Relevancy Check	0	0	FAC2A
Ready for Scanning (# of new cases – 0)	1	1	FAC2A
Documents Ordered from WNRC	0	0	WNRC
Tasked for Search (E-Task/E-mail) (# of new cases - 0)	3	3	Element
Awaiting Search by FOIA Staff (WISE/ISM) (# of new cases - 0)	0	0	FAC2A
Tasked for Review (E-Task/E-mail) (# of new cases – 0)	21	21	Element
Referred to Other Agencies for Review & Return (# of new cases – 0)	11	11	Gov't Agencies
Returned from Element/Ready for Work	7	6	FAC2A
Still Interested Letter Sent To Requester	0	0	Requester
Assigned to Appeal Coordinator (# of new cases – 0)	2	2	FAC2A
General Counsel (GC) Review	0	0	GC
Appeal SSS Coordination (# of new cases – 0)	34	35	GC-6; FAC2A1-25 FAC2A-4; FAC-0
Awaiting Signature (Team Lead) (# of cases – 0)	0	0	
TOTAL	85	85	

# of Open Appeals beginning FY14	94	# of Open Appeals beginning FY15	81
# of New Appeals For FY14	52	# of New Appeals For FY15	32
# of Closed Appeals	26	# of Closed Appeal	29
Amended Case Impact	-3	Amended/Change in Request Type (+/-)	+1
Appeals Backlog as of 21 - 25 Jul 14	117	Current Appeals Backlog	85

of New Cases – 0

of Closed Cases – 0

[illegible]

FAC Appeals Backlog Status Weekly Report

20 - 24 October 2014

Status	# of appeals 13 - 17 Oct	# of appeals 20 - 24 Oct	Location
Awaiting Tasking for Search (# of new cases – 0)	4	4	FAC2A
Awaiting Tasking for Review (# of new cases – 2)	4	7	FAC2A
Sent for Contractor Review	0	0	FAC2A
Search Complete – Need Relevancy Check	3	2	FAC2A
Ready for Scanning (# of new cases – 0)	3	2	FAC2A
Documents Ordered from WNRC	0	0	WNRC
Tasked for Search (E-Task/E-mail) (# of new cases - 0)	5	5	Element
Awaiting Search by FOIA Staff (WISE/ISM) (# of new cases - 0)	1	1	FAC2A
Tasked for Review (E-Task/E-mail) (# of new cases – 0)	24	18	Element
Referred to Other Agencies for Review & Return (# of new cases – 0)	9	10	Gov't Agencies
Returned from Element/Ready for Work	18	24	FAC2A
Still Interested Letter Sent To Requester	0	0	Requester
Assigned to Appeal Coordinator (# of new cases – 0)	2	1	FAC2A
General Counsel (GC) Review	0	0	GC
Appeal SSS Coordination (# of new cases – 0)	11	11	GC-1; FAC2A1-10 FAC2A-0; FAC-0
Awaiting Signature (Team Lead) (# of cases – 0)	1	1	
TOTAL	85	86	

# of Open Appeals beginning FY14	94	# of Open Appeals beginning FY15	81
# of New Appeals For FY14	2	# of New Appeals For FY15	6
# of Closed Appeals	0	# of Closed Appeal	1
Amended Case Impact	0	Amended/Change in Request Type (+/-)	0
Appeals Backlog as of 21 - 25 Oct 13	96	Current Appeals Backlog	86

of New Cases – 2

of Closed Cases – 1

[illegible]

FAC Appeals Backlog Status Weekly Report

21 - 25 Sept 2015

Status	# of appeals 14 - 18 Sept	# of appeals 21 - 25 Sept	Location
Awaiting Tasking for Search (# of new cases – 0)	2	2	FAC2A
Awaiting Tasking for Review (# of new cases – 1)	6	7	FAC2A
Sent for Contractor Review	0	0	FAC2A
Search Complete – Need Relevancy Check	0	0	FAC2A
Ready for Scanning (# of new cases – 0)	1	1	FAC2A
Documents Ordered from WNRC	0	0	WNRC
Tasked for Search (E-Task/E-mail) (# of new cases - 0)	3	3	Element
Awaiting Search by FOIA Staff (WISE/ISM) (# of new cases - 0)	1	1	FAC2A
Tasked for Review (E-Task/E-mail) (# of new cases – 0)	17	17	Element
Referred to Other Agencies for Review & Return (# of new cases – 0)	11	11	Gov't Agencies
Returned from Element/Ready for Work	9	9	FAC2A
Still Interested Letter Sent To Requester	0	0	Requester
Assigned to Appeal Coordinator (# of new cases – 0)	2	2	FAC2A
General Counsel (GC) Review	0	0	GC
Appeal SSS Coordination (# of new cases – 0)	34	25	GC-0; FAC2A1-19 FAC2A-6; FAC-0
Awaiting Signature (Team Lead) (# of cases – 0)	1	0	
TOTAL	87	78	

# of Open Appeals beginning FY14	94	# of Open Appeals beginning FY15	81
# of New Appeals For FY14	58	# of New Appeals For FY15	38
# of Closed Appeals	60	# of Closed Appeal	41
Amended Case Impact	-3	Amended/Change in Request Type (+/-)	0
Appeals Backlog as of 22 - 27 Sept 14	89	Current Appeals Backlog	78

of New Cases – 1

of Closed Cases – 10

[illegible]

22 - 26 December 2014

Status	# of appeals 15 - 19 Dec	# of appeals 22 – 26 Dec	Location
Awaiting Tasking for Search (# of new cases – 0)	2	2	FAC2A
Awaiting Tasking for Review (# of new cases – 0)	2	2	FAC2A
Sent for Contractor Review	0	0	FAC2A
Search Complete – Need Relevancy Check	0	0	FAC2A
Ready for Scanning (# of new cases – 0)	1	1	FAC2A
Documents Ordered from WNRC	0	0	WNRC
Tasked for Search (E-Task/E-mail) (# of new cases - 0)	4	4	Element
Awaiting Search by FOIA Staff (WISE/ISM) (# of new cases - 0)	2	2	FAC2A
Tasked for Review (E-Task/E-mail) (# of new cases – 0)	28	28	Element
Referred to Other Agencies for Review & Return (# of new cases – 0)	11	10	Gov’t Agencies
Returned from Element/Ready for Work	18	18	FAC2A
Still Interested Letter Sent To Requester	0	0	Requester
Assigned to Appeal Coordinator (# of new cases – 0)	11	11	FAC2A
General Counsel (GC) Review	0	0	GC
Appeal SSS Coordination (# of new cases – 0)	14	15	GC-0; FAC2A1-15 FAC2A-0; FAC-0
Awaiting Signature (Team Lead) (# of cases – 0)	1	1	
TOTAL	94	94	

# of Open Appeals beginning FY14	94	# of Open Appeals beginning FY15	81
# of New Appeals For FY14	13	# of New Appeals For FY15	15
# of Closed Appeals	0	# of Closed Appeal	1
Amended Case Impact	0	Amended/Change in Request Type (+/-)	-1
Appeals Backlog as of 23 - 27 Dec 13	107	Current Appeals Backlog	94

of New Cases – 0

of Closed Cases – 0

[illegible]

FAC Appeals Backlog Status Weekly Report

22 - 26 June 2015

Status	# of appeals 15 – 19 June	# of appeals 22 - 26 June	Location
Awaiting Tasking for Search (# of new cases – 0)	2	1	FAC2A
Awaiting Tasking for Review (# of new cases – 1)	4	5	FAC2A
Sent for Contractor Review	0	0	FAC2A
Search Complete – Need Relevancy Check	0	0	FAC2A
Ready for Scanning (# of new cases – 0)	1	1	FAC2A
Documents Ordered from WNRC	0	0	WNRC
Tasked for Search (E-Task/E-mail) (# of new cases - 0)	3	3	Element
Awaiting Search by FOIA Staff (WISE/ISM) (# of new cases - 0)	0	0	FAC2A
Tasked for Review (E-Task/E-mail) (# of new cases – 0)	19	19	Element
Referred to Other Agencies for Review & Return (# of new cases – 0)	10	10	Gov't Agencies
Returned from Element/Ready for Work	7	7	FAC2A
Still Interested Letter Sent To Requester	0	0	Requester
Assigned to Appeal Coordinator (# of new cases – 0)	6	4	FAC2A
General Counsel (GC) Review	0	0	GC
Appeal SSS Coordination (# of new cases – 0)	28	31	GC-9; FAC2A1-21 FAC2A-1; FAC-0
Awaiting Signature (Team Lead) (# of cases – 0)	0	0	
TOTAL	80	81	

# of Open Appeals beginning FY14	94	# of Open Appeals beginning FY15	81
# of New Appeals For FY14	48	# of New Appeals For FY15	28
# of Closed Appeals	15	# of Closed Appeal	28
Amended Case Impact	-3	Amended/Change in Request Type (+/-)	0
Appeals Backlog as of 23 - 28 Jun 14	124	Current Appeals Backlog	81

of New Cases – 1

of Closed Cases – 0

[illegible]

FAC Appeals Backlog Status Weekly Report

23 - 27 February 2015

Status	# of appeals 16 - 20 Feb	# of appeals 23 - 27 Feb	Location
Awaiting Tasking for Search (# of new cases – 0)	3	2	FAC2A
Awaiting Tasking for Review (# of new cases – 1)	3	3	FAC2A
Sent for Contractor Review	0	0	FAC2A
Search Complete – Need Relevancy Check	0	0	FAC2A
Ready for Scanning (# of new cases – 0)	1	1	FAC2A
Documents Ordered from WNRC	0	0	WNRC
Tasked for Search (E-Task/E-mail) (# of new cases - 0)	4	4	Element
Awaiting Search by FOIA Staff (WISE/ISM) (# of new cases - 0)	1	1	FAC2A
Tasked for Review (E-Task/E-mail) (# of new cases – 0)	22	23	Element
Referred to Other Agencies for Review & Return (# of new cases – 0)	9	10	Gov't Agencies
Returned from Element/Ready for Work	19	18	FAC2A
Still Interested Letter Sent To Requester	0	0	Requester
Assigned to Appeal Coordinator (# of new cases – 0)	4	4	FAC2A
General Counsel (GC) Review	0	0	GC
Appeal SSS Coordination (# of new cases – 0)	24	25	GC-3; FAC2A1-9 FAC2A-13; FAC-0
Awaiting Signature (Team Lead) (# of cases – 0)	2	2	
TOTAL	92	93	

# of Open Appeals beginning FY14	94	# of Open Appeals beginning FY15	81
# of New Appeals For FY14	30	# of New Appeals For FY15	22
# of Closed Appeals	2	# of Closed Appeal	10
Amended Case Impact	-2	Amended/Change in Request Type (+/-)	0
Appeals Backlog as of 24 - 28 Feb 14	120	Current Appeals Backlog	93

of New Cases – 1

of Closed Cases – 1

[illegible]

FAC Appeals Backlog Status Weekly Report

23 - 27 March 2015

Status	# of appeals 16 - 20 Mar	# of appeals 23 - 27 Mar	Location
Awaiting Tasking for Search (# of new cases – 0)	2	0	FAC2A
Awaiting Tasking for Review (# of new cases – 1)	2	5	FAC2A
Sent for Contractor Review	0	0	FAC2A
Search Complete – Need Relevancy Check	0	0	FAC2A
Ready for Scanning (# of new cases – 0)	1	1	FAC2A
Documents Ordered from WNRC	0	0	WNRC
Tasked for Search (E-Task/E-mail) (# of new cases - 0)	4	4	Element
Awaiting Search by FOIA Staff (WISE/ISM) (# of new cases - 0)	1	1	FAC2A
Tasked for Review (E-Task/E-mail) (# of new cases – 0)	20	20	Element
Referred to Other Agencies for Review & Return (# of new cases – 0)	11	11	Gov't Agencies
Returned from Element/Ready for Work	16	15	FAC2A
Still Interested Letter Sent To Requester	0	0	Requester
Assigned to Appeal Coordinator (# of new cases – 0)	5	5	FAC2A
General Counsel (GC) Review	0	0	GC
Appeal SSS Coordination (# of new cases – 0)	16	16	GC-3; FAC2A1-13 FAC2A-0; FAC-0
Awaiting Signature (Team Lead) (# of cases – 0)	2	3	
TOTAL	80	81	

# of Open Appeals beginning FY14	94	# of Open Appeals beginning FY15	81
# of New Appeals For FY14	36	# of New Appeals For FY15	23
# of Closed Appeals	10	# of Closed Appeal	22
Amended Case Impact	-2	Amended/Change in Request Type (+/-)	-1
Appeals Backlog as of 24 - 28 Mar 14	118	Current Appeals Backlog	81

of New Cases – 1

of Closed Cases – 0

[illegible]

FAC Appeals Backlog Status Weekly Report

24 - 28 August 2015

Status	# of appeals 17 - 21 Aug	# of appeals 24 - 28 Aug	Location
Awaiting Tasking for Search (# of new cases – 1)	2	2	FAC2A
Awaiting Tasking for Review (# of new cases – 0)	3	3	FAC2A
Sent for Contractor Review	0	0	FAC2A
Search Complete – Need Relevancy Check	0	0	FAC2A
Ready for Scanning (# of new cases – 0)	1	1	FAC2A
Documents Ordered from WNRC	0	0	WNRC
Tasked for Search (E-Task/E-mail) (# of new cases - 0)	3	3	Element
Awaiting Search by FOIA Staff (WISE/ISM) (# of new cases - 0)	1	1	FAC2A
Tasked for Review (E-Task/E-mail) (# of new cases – 0)	17	17	Element
Referred to Other Agencies for Review & Return (# of new cases – 0)	11	11	Gov't Agencies
Returned from Element/Ready for Work	9	9	FAC2A
Still Interested Letter Sent To Requester	0	0	Requester
Assigned to Appeal Coordinator (# of new cases – 0)	2	2	FAC2A
General Counsel (GC) Review	0	0	GC
Appeal SSS Coordination (# of new cases – 0)	35	35	GC-6; FAC2A1-29 FAC2A-0; FAC-0
Awaiting Signature (Team Lead) (# of cases – 0)	0	0	
TOTAL	84	84	

# of Open Appeals beginning FY14	94	# of Open Appeals beginning FY15	81
# of New Appeals For FY14	56	# of New Appeals For FY15	34
# of Closed Appeals	30	# of Closed Appeal	31
Amended Case Impact	-4	Amended/Change in Request Type (+/-)	0
Appeals Backlog as of 25 - 29 Aug 14	116	Current Appeals Backlog	84

of New Cases – 0

of Closed Cases – 0

[illegible]

FAC Appeals Backlog Status Weekly Report

24 - 28 November 2014

Status	# of appeals 17 - 21 Nov	# of appeals 24 - 28 Nov	Location
Awaiting Tasking for Search (# of new cases – 0)	4	4	FAC2A
Awaiting Tasking for Review (# of new cases – 1)	4	4	FAC2A
Sent for Contractor Review	0	0	FAC2A
Search Complete – Need Relevancy Check	1	0	FAC2A
Ready for Scanning (# of new cases – 0)	1	1	FAC2A
Documents Ordered from WNRC	0	0	WNRC
Tasked for Search (E-Task/E-mail) (# of new cases - 0)	4	4	Element
Awaiting Search by FOIA Staff (WISE/ISM) (# of new cases - 0)	1	1	FAC2A
Tasked for Review (E-Task/E-mail) (# of new cases – 0)	25	26	Element
Referred to Other Agencies for Review & Return (# of new cases – 0)	10	10	Gov't Agencies
Returned from Element/Ready for Work	26	26	FAC2A
Still Interested Letter Sent To Requester	0	0	Requester
Assigned to Appeal Coordinator (# of new cases – 0)	4	4	FAC2A
General Counsel (GC) Review	0	0	GC
Appeal SSS Coordination (# of new cases – 0)	11	12	GC-1; FAC2A1-11 FAC2A-0; FAC-0
Awaiting Signature (Team Lead) (# of cases – 0)	1	1	
TOTAL	92	93	

# of Open Appeals beginning FY14	94	# of Open Appeals beginning FY15	81
# of New Appeals For FY14	9	# of New Appeals For FY15	14
# of Closed Appeals	0	# of Closed Appeal	1
Amended Case Impact	0	Amended/Change in Request Type (+/-)	-1
Appeals Backlog as of 25 - 29 Nov 13	103	Current Appeals Backlog	93

of New Cases – 1

of Closed Cases – 0

[illegible]

FAC Appeals Backlog Status Weekly Report

25 - 29 May 2015

Status	# of appeals 18 - 22 May	# of appeals 25 - 29 May	Location
Awaiting Tasking for Search (# of new cases – 0)	1	1	FAC2A
Awaiting Tasking for Review (# of new cases – 0)	4	4	FAC2A
Sent for Contractor Review	0	0	FAC2A
Search Complete – Need Relevancy Check	0	0	FAC2A
Ready for Scanning (# of new cases – 0)	1	1	FAC2A
Documents Ordered from WNRC	0	0	WNRC
Tasked for Search (E-Task/E-mail) (# of new cases - 0)	3	3	Element
Awaiting Search by FOIA Staff (WISE/ISM) (# of new cases - 0)	1	1	FAC2A
Tasked for Review (E-Task/E-mail) (# of new cases – 0)	18	18	Element
Referred to Other Agencies for Review & Return (# of new cases – 0)	10	10	Gov't Agencies
Returned from Element/Ready for Work	10	10	FAC2A
Still Interested Letter Sent To Requester	0	0	Requester
Assigned to Appeal Coordinator (# of new cases – 0)	5	5	FAC2A
General Counsel (GC) Review	0	0	GC
Appeal SSS Coordination (# of new cases – 0)	22	22	GC-5; FAC2A1-17 FAC2A-0; FAC-0
Awaiting Signature (Team Lead) (# of cases – 0)	2	2	
TOTAL	77	77	

# of Open Appeals beginning FY14	94	# of Open Appeals beginning FY15	81
# of New Appeals For FY14	43	# of New Appeals For FY15	25
# of Closed Appeals	14	# of Closed Appeal	28
Amended Case Impact	-3	Amended/Change in Request Type (+/-)	-1
Appeals Backlog as of 26 - 30 May 14	120	Current Appeals Backlog	77

of New Cases – 0

of Closed Cases – 0

[illegible]

FAC Appeals Backlog Status Weekly Report

26 - 30 January 2015

Status	# of appeals 19 - 23 Jan	# of appeals 26 - 30 Jan	Location
Awaiting Tasking for Search (# of new cases – 2)	1	3	FAC2A
Awaiting Tasking for Review (# of new cases – 0)	2	2	FAC2A
Sent for Contractor Review	0	0	FAC2A
Search Complete – Need Relevancy Check	0	0	FAC2A
Ready for Scanning (# of new cases – 0)	2	1	FAC2A
Documents Ordered from WNRC	0	0	WNRC
Tasked for Search (E-Task/E-mail) (# of new cases - 0)	3	3	Element
Awaiting Search by FOIA Staff (WISE/ISM) (# of new cases - 0)	1	1	FAC2A
Tasked for Review (E-Task/E-mail) (# of new cases – 0)	26	26	Element
Referred to Other Agencies for Review & Return (# of new cases – 0)	9	9	Gov't Agencies
Returned from Element/Ready for Work	18	15	FAC2A
Still Interested Letter Sent To Requester	0	0	Requester
Assigned to Appeal Coordinator (# of new cases – 0)	9	6	FAC2A
General Counsel (GC) Review	0	0	GC
Appeal SSS Coordination (# of new cases – 0)	17	22	GC-0; FAC2A1-21 FAC2A-1; FAC-0
Awaiting Signature (Team Lead) (# of cases – 0)	1	1	
TOTAL	89	89	

# of Open Appeals beginning FY14	94	# of Open Appeals beginning FY15	81
# of New Appeals For FY14	26	# of New Appeals For FY15	17
# of Closed Appeals	2	# of Closed Appeal	8
Amended Case Impact	-1	Amended/Change in Request Type (+/-)	-1
Appeals Backlog as of 27 - 31 Jan 14	117	Current Appeals Backlog	89

of New Cases – 2

of Closed Cases – 2

[illegible]

FAC Appeals Backlog Status Weekly Report

27 - 31 July 2015

Status	# of appeals 20 - 24 Jul	# of appeals 27 - 31 Jul	Location
Awaiting Tasking for Search (# of new cases – 0)	3	2	FAC2A
Awaiting Tasking for Review (# of new cases – 0)	3	3	FAC2A
Sent for Contractor Review	0	0	FAC2A
Search Complete – Need Relevancy Check	0	0	FAC2A
Ready for Scanning (# of new cases – 0)	1	1	FAC2A
Documents Ordered from WNRC	0	0	WNRC
Tasked for Search (E-Task/E-mail) (# of new cases - 0)	3	3	Element
Awaiting Search by FOIA Staff (WISE/ISM) (# of new cases - 0)	0	0	FAC2A
Tasked for Review (E-Task/E-mail) (# of new cases – 0)	21	20	Element
Referred to Other Agencies for Review & Return (# of new cases – 0)	11	11	Gov't Agencies
Returned from Element/Ready for Work	6	6	FAC2A
Still Interested Letter Sent To Requester	0	0	Requester
Assigned to Appeal Coordinator (# of new cases – 0)	2	2	FAC2A
General Counsel (GC) Review	0	0	GC
Appeal SSS Coordination (# of new cases – 0)	35	38	GC-6; FAC2A1-29 FAC2A-3; FAC-0
Awaiting Signature (Team Lead) (# of cases – 0)	0	0	
TOTAL	85	86	

# of Open Appeals beginning FY14	94	# of Open Appeals beginning FY15	81
# of New Appeals For FY14	53	# of New Appeals For FY15	33
# of Closed Appeals	28	# of Closed Appeal	28
Amended Case Impact	-4	Amended/Change in Request Type (+/-)	0
Appeals Backlog as of 28 Jul – 1 Aug 14	115	Current Appeals Backlog	86

of New Cases – 1

of Closed Cases – 0 (Note: the total number of closed Appeals cases reduced by one due to one litigation)

[illegible]

FAC Appeals Backlog Status Weekly Report

27 - 31 October 2014

Status	# of appeals 20 - 24 Oct	# of appeals 27 - 31 Oct	Location
Awaiting Tasking for Search (# of new cases – 0)	4	4	FAC2A
Awaiting Tasking for Review (# of new cases – 0)	7	8	FAC2A
Sent for Contractor Review	0	0	FAC2A
Search Complete – Need Relevancy Check	2	1	FAC2A
Ready for Scanning (# of new cases – 0)	2	2	FAC2A
Documents Ordered from WNRC	0	0	WNRC
Tasked for Search (E-Task/E-mail) (# of new cases - 0)	5	5	Element
Awaiting Search by FOIA Staff (WISE/ISM) (# of new cases - 0)	1	1	FAC2A
Tasked for Review (E-Task/E-mail) (# of new cases – 0)	18	18	Element
Referred to Other Agencies for Review & Return (# of new cases – 0)	10	10	Gov't Agencies
Returned from Element/Ready for Work	24	24	FAC2A
Still Interested Letter Sent To Requester	0	0	Requester
Assigned to Appeal Coordinator (# of new cases – 0)	1	1	FAC2A
General Counsel (GC) Review	0	0	GC
Appeal SSS Coordination (# of new cases – 0)	11	11	GC-1; FAC2A1-10 FAC2A-0; FAC-0
Awaiting Signature (Team Lead) (# of cases – 0)	1	1	
TOTAL	86	86	

# of Open Appeals beginning FY14	94	# of Open Appeals beginning FY15	81
# of New Appeals For FY14	3	# of New Appeals For FY15	6
# of Closed Appeals	0	# of Closed Appeal	1
Amended Case Impact	0	Amended/Change in Request Type (+/-)	0
Appeals Backlog as of 28 Oct – 1 Nov 13	97	Current Appeals Backlog	86

of New Cases – 0

of Closed Cases – 0

[illegible]

FAC Appeals Backlog Status Weekly Report

27 April – 2 May 2015

Status	# of appeals 20 – 24 Apr	# of appeals 27 Apr – 2 May	Location
Awaiting Tasking for Search (# of new cases – 0)	1	1	FAC2A
Awaiting Tasking for Review (# of new cases – 0)	4	5	FAC2A
Sent for Contractor Review	0	0	FAC2A
Search Complete – Need Relevancy Check	0	0	FAC2A
Ready for Scanning (# of new cases – 0)	2	1	FAC2A
Documents Ordered from WNRC	0	0	WNRC
Tasked for Search (E-Task/E-mail) (# of new cases - 0)	4	4	Element
Awaiting Search by FOIA Staff (WISE/ISM) (# of new cases - 0)	1	1	FAC2A
Tasked for Review (E-Task/E-mail) (# of new cases – 0)	18	18	Element
Referred to Other Agencies for Review & Return (# of new cases – 0)	10	10	Gov't Agencies
Returned from Element/Ready for Work	14	10	FAC2A
Still Interested Letter Sent To Requester	0	0	Requester
Assigned to Appeal Coordinator (# of new cases – 0)	4	4	FAC2A
General Counsel (GC) Review	0	0	GC
Appeal SSS Coordination (# of new cases – 0)	22	26	GC-1; FAC2A1-20 FAC2A-0; FAC-5
Awaiting Signature (Team Lead) (# of cases – 0)	2	2	
TOTAL	82	82	

# of Open Appeals beginning FY14	94	# of Open Appeals beginning FY15	81
# of New Appeals For FY14	40	# of New Appeals For FY15	25
# of Closed Appeals	14	# of Closed Appeal	23
Amended Case Impact	-3	Amended/Change in Request Type (+/-)	-1
Appeals Backlog as of 28 Apr – 2 May 14	117	Current Appeals Backlog	82

of New Cases – 0

of Closed Cases – 0

[illegible]

FAC Appeals Backlog Status Weekly Report

28 Sep – 02 Oct 2015

Status	# of appeals 21 - 25 Sep	# of appeals 28 Sep – 02 Oct	Location
Awaiting Tasking for Search (# of new cases – 1)	2	3	FAC2A
Awaiting Tasking for Review (# of new cases – 0)	7	7	FAC2A
Sent for Contractor Review	0	0	FAC2A
Search Complete – Need Relevancy Check	0	0	FAC2A
Ready for Scanning (# of new cases – 0)	1	1	FAC2A
Documents Ordered from WNRC	0	0	WNRC
Tasked for Search (E-Task/E-mail) (# of new cases - 0)	3	3	Element
Awaiting Search by FOIA Staff (WISE/ISM) (# of new cases - 0)	1	1	FAC2A
Tasked for Review (E-Task/E-mail) (# of new cases – 0)	17	17	Element
Referred to Other Agencies for Review & Return (# of new cases – 0)	11	11	Gov't Agencies
Returned from Element/Ready for Work	9	9	FAC2A
Still Interested Letter Sent To Requester	0	0	Requester
Assigned to Appeal Coordinator (# of new cases – 0)	2	2	FAC2A
General Counsel (GC) Review	0	0	GC
Appeal SSS Coordination (# of new cases – 0)	25	23	GC-0; FAC2A1-19 FAC2A-4; FAC-0
Awaiting Signature (Team Lead) (# of cases – 0)	0	0	
TOTAL	78	77	

# of Open Appeals beginning FY15	81	# of Open Appeals beginning FY16	77
# of New Appeals For FY15	2	# of New Appeals For FY16	0
# of Closed Appeal	0	# of Closed Appeal	0
Amended/Change in Request Type (+/-)	0	Amended/Change in Request Type (+/-)	0
Appeals Backlog as of 29 Sep – 3 Oct 14	83	Current Appeals Backlog	77

of New Cases – 1

of Closed Cases – 2

[illegible]

FAC Appeals Backlog Status Weekly Report

29 December – 2 January 2015

Status	# of appeals 22 – 26 Dec	# of appeals 29 Dec – 2 Jan	Location
Awaiting Tasking for Search (# of new cases – 0)	2	2	FAC2A
Awaiting Tasking for Review (# of new cases – 0)	2	2	FAC2A
Sent for Contractor Review	0	0	FAC2A
Search Complete – Need Relevancy Check	0	0	FAC2A
Ready for Scanning (# of new cases – 0)	1	1	FAC2A
Documents Ordered from WNRC	0	0	WNRC
Tasked for Search (E-Task/E-mail) (# of new cases - 0)	4	4	Element
Awaiting Search by FOIA Staff (WISE/ISM) (# of new cases - 0)	2	2	FAC2A
Tasked for Review (E-Task/E-mail) (# of new cases – 0)	28	28	Element
Referred to Other Agencies for Review & Return (# of new cases – 0)	10	10	Gov't Agencies
Returned from Element/Ready for Work	18	18	FAC2A
Still Interested Letter Sent To Requester	0	0	Requester
Assigned to Appeal Coordinator (# of new cases – 0)	11	11	FAC2A
General Counsel (GC) Review	0	0	GC
Appeal SSS Coordination (# of new cases – 0)	15	15	GC-0; FAC2A1-8 FAC2A-7; FAC-0
Awaiting Signature (Team Lead) (# of cases – 0)	1	1	
TOTAL	94	94	

# of Open Appeals beginning FY14	94	# of Open Appeals beginning FY15	81
# of New Appeals For FY14	16	# of New Appeals For FY15	15
# of Closed Appeals	2	# of Closed Appeal	1
Amended Case Impact	-1	Amended/Change in Request Type (+/-)	-1
Appeals Backlog as of 30 Dec – 3 Jan 14	107	Current Appeals Backlog	94

of New Cases – 0

of Closed Cases – 0

[illegible]

FAC Appeals Backlog Status Weekly Report

29 June – 03 July 2015

Status	# of appeals 22 – 26 June	# of appeals 29 Jun – 03 Jul	Location
Awaiting Tasking for Search (# of new cases – 0)	1	1	FAC2A
Awaiting Tasking for Review (# of new cases – 0)	5	5	FAC2A
Sent for Contractor Review	0	0	FAC2A
Search Complete – Need Relevancy Check	0	0	FAC2A
Ready for Scanning (# of new cases – 0)	1	1	FAC2A
Documents Ordered from WNRC	0	0	WNRC
Tasked for Search (E-Task/E-mail) (# of new cases - 0)	3	3	Element
Awaiting Search by FOIA Staff (WISE/ISM) (# of new cases - 0)	0	0	FAC2A
Tasked for Review (E-Task/E-mail) (# of new cases – 0)	19	19	Element
Referred to Other Agencies for Review & Return (# of new cases – 0)	10	11	Gov't Agencies
Returned from Element/Ready for Work	7	6	FAC2A
Still Interested Letter Sent To Requester	0	0	Requester
Assigned to Appeal Coordinator (# of new cases – 0)	4	3	FAC2A
General Counsel (GC) Review	0	0	GC
Appeal SSS Coordination (# of new cases – 0)	31	32	GC-9; FAC2A1-22 FAC2A-1; FAC-0
Awaiting Signature (Team Lead) (# of cases – 0)	0	0	
TOTAL	81	81	

# of Open Appeals beginning FY14	94	# of Open Appeals beginning FY15	81
# of New Appeals For FY14	49	# of New Appeals For FY15	28
# of Closed Appeals	26	# of Closed Appeal	28
Amended Case Impact	-3	Amended/Change in Request Type (+/-)	0
Appeals Backlog as of 30 Jun - 04 Jul 14	114	Current Appeals Backlog	81

of New Cases – 0

of Closed Cases – 0

[illegible]

FAC Appeals Backlog Status Weekly Report

29 September – 3 October 2014

Status	# of appeals 22 - 27 Sep	# of appeals 29 Sep – 3 Oct	Location
Awaiting Tasking for Search (# of new cases – 2)	2	3	FAC2A
Awaiting Tasking for Review (# of new cases – 0)	3	3	FAC2A
Sent for Contractor Review	0	0	FAC2A
Search Complete – Need Relevancy Check	5	6	FAC2A
Ready for Scanning (# of new cases – 0)	2	2	FAC2A
Documents Ordered from WNRC	0	0	WNRC
Tasked for Search (E-Task/E-mail) (# of new cases - 0)	4	4	Element
Awaiting Search by FOIA Staff (WISE/ISM) (# of new cases - 0)	0	1	FAC2A
Tasked for Review (E-Task/E-mail) (# of new cases – 0)	23	24	Element
Referred to Other Agencies for Review & Return (# of new cases – 0)	8	8	Gov't Agencies
Returned from Element/Ready for Work	17	13	FAC2A
Still Interested Letter Sent To Requester	0	0	Requester
Assigned to Appeal Coordinator (# of new cases – 0)	2	4	FAC2A
General Counsel (GC) Review	3	3	GC
Appeal SSS Coordination (# of new cases – 0)	19	11	GC-2; FAC2A1-9 FAC2A-0; FAC-0
Awaiting Signature (Team Lead) (# of cases – 0)	1	1	
TOTAL	89	83	

# of Open Appeals beginning FY14	94	# of Open Appeals beginning FY15	81
# of New Appeals For FY14	0	# of New Appeals For FY15	2
# of Closed Appeals	0	# of Closed Appeal	0
Amended Case Impact	0	Amended/Change in Request Type (+/-)	0
Appeals Backlog as of 30 Sep – 4 Oct 13	94	Current Appeals Backlog	83

of New Cases – 2

of Closed Cases – 8

[illegible]

FAC Appeals Backlog Status Weekly Report

30 March – 3 April 2015

Status	# of appeals 23 - 27 Mar	# of appeals 30 Mar – 3 Apr	Location
Awaiting Tasking for Search (# of new cases – 0)	0	1	FAC2A
Awaiting Tasking for Review (# of new cases – 0)	5	3	FAC2A
Sent for Contractor Review	0	0	FAC2A
Search Complete – Need Relevancy Check	0	0	FAC2A
Ready for Scanning (# of new cases – 0)	1	2	FAC2A
Documents Ordered from WNRC	0	0	WNRC
Tasked for Search (E-Task/E-mail) (# of new cases - 0)	4	3	Element
Awaiting Search by FOIA Staff (WISE/ISM) (# of new cases - 0)	1	1	FAC2A
Tasked for Review (E-Task/E-mail) (# of new cases – 0)	20	19	Element
Referred to Other Agencies for Review & Return (# of new cases – 0)	11	11	Gov't Agencies
Returned from Element/Ready for Work	15	15	FAC2A
Still Interested Letter Sent To Requester	0	0	Requester
Assigned to Appeal Coordinator (# of new cases – 0)	5	4	FAC2A
General Counsel (GC) Review	0	0	GC
Appeal SSS Coordination (# of new cases – 0)	16	19	GC-3; FAC2A1-16 FAC2A-0; FAC-0
Awaiting Signature (Team Lead) (# of cases – 0)	3	3	
TOTAL	81	81	

# of Open Appeals beginning FY14	94	# of Open Appeals beginning FY15	81
# of New Appeals For FY14	36	# of New Appeals For FY15	23
# of Closed Appeals	10	# of Closed Appeal	22
Amended Case Impact	-3	Amended/Change in Request Type (+/-)	-1
Appeals Backlog as of 31 Mar – 4 Apr 14	117	Current Appeals Backlog	81

of New Cases – 0

of Closed Cases – 0

[illegible]

FAC Appeals Backlog Status Weekly Report

31 Aug – 04 Sept 2015

Status	# of appeals 24 – 28 Aug	# of appeals 31 Aug – 4 Sept	Location
Awaiting Tasking for Search (# of new cases – 0)	2	2	FAC2A
Awaiting Tasking for Review (# of new cases – 1)	3	4	FAC2A
Sent for Contractor Review	0	0	FAC2A
Search Complete – Need Relevancy Check	0	0	FAC2A
Ready for Scanning (# of new cases – 0)	1	1	FAC2A
Documents Ordered from WNRC	0	0	WNRC
Tasked for Search (E-Task/E-mail) (# of new cases - 0)	3	3	Element
Awaiting Search by FOIA Staff (WISE/ISM) (# of new cases - 0)	1	1	FAC2A
Tasked for Review (E-Task/E-mail) (# of new cases – 0)	17	17	Element
Referred to Other Agencies for Review & Return (# of new cases – 0)	11	11	Gov't Agencies
Returned from Element/Ready for Work	9	9	FAC2A
Still Interested Letter Sent To Requester	0	0	Requester
Assigned to Appeal Coordinator (# of new cases – 0)	2	2	FAC2A
General Counsel (GC) Review	0	0	GC
Appeal SSS Coordination (# of new cases – 0)	35	35	GC-6; FAC2A1-29 FAC2A-0; FAC-0
Awaiting Signature (Team Lead) (# of cases – 0)	0	0	
TOTAL	84	85	

# of Open Appeals beginning FY14	94	# of Open Appeals beginning FY15	81
# of New Appeals For FY14	57	# of New Appeals For FY15	35
# of Closed Appeals	46	# of Closed Appeal	31
Amended Case Impact	-3	Amended/Change in Request Type (+/-)	0
Appeals Backlog as of 01 – 06 Sept 14	102	Current Appeals Backlog	85

of New Cases – 1

of Closed Cases – 0

[illegible]

FAC FOIA Backlog Status Weekly Report

1 – 5 Feb 16

Status	# of cases 25 - 29 Jan 16	# of cases 1 - 5 Feb 16	Location
Awaiting Tasking for Search (# of new cases -2)	66	69	FAC2A
Awaiting Tasking for Review (# of new cases -0)	73	73	FAC2A
Awaiting IDO/SRB Review	2	2	FAC2A
Search Complete/Need Relevancy Check	3	3	FAC2A
Search Complete/No Records	0	0	
Ready for Scanning (# of new cases - 12)	132	143	FAC2A
Documents Ordered from WNRC (# of new cases - 0)	1	1	WNRC
Tasked for Search (E-Task/E-mail) (# of new cases -0)	178	178	Element
Awaiting Search by FOIA Staff (WISE/ISM) (# of new cases -7)	170	166	FAC2A
Tasked for Review (E-Task/E-mail) (# of new cases - 0)	103	100	Element
Sent for Contractor Review	0	0	Contractor
Referred to Other Agencies for Review & Return (# of new cases - 0)	100	98	Gov't Agencies
Returned from Element/Ready for Work (# of new cases - 2)	259	269	FAC2A
Still Interested Letter Sent To Requester (fee estimates)	0	0	Requester
Assigned to FOIA Staff (# of new Cases - 0)	71	70	FAC2A
General Counsel (GC) Review	17	17	GC
Awaiting Signature (Team Lead) (# of new cases - 0)	105	90	FAC2A
TOTAL	1,280	1,279	

# of Open Cases beginning FY15	876	# of Open Cases beginning FY16	1,088
# of New Cases For FY15	392	# of New Cases For FY16	499
# of Closed Cases	263	# of Closed Cases	309
Amended Case Impact	+1	Amended/Change in Request Type (+/-)	+1
FOIA Backlog as of 2 – 5 Feb 15	1,006	Current FOIA Backlog	1,279

of New Cases – 23

of Closed Cases –24

[illegible]

FAC FOIA Backlog Status Weekly Report

1 – 5 August 2016

Status	# of cases 25 – 29 Jul 16	# of cases 1 – 5 Aug 16	Location
Awaiting Tasking for Search (# of new cases –5)	150	154	FAC2A
Awaiting Tasking for Review (# of new cases – 0)	65	53	FAC2A
Awaiting IDO/SRB Review	2	2	FAC2A
Search Complete/Need Relevancy Check	8	8	FAC2A
Search Complete/No Records	0	0	
Ready for Scanning (# of new cases – 10)	233	262	FAC2A
Documents Ordered from WNRC (# of new cases – 0)	1	1	WNRC
Tasked for Search (E-Task/E-mail) (# of new cases – 0)	111	112	Element
Awaiting Search by FOIA Staff (WISE/ISM) (# of new cases – 7)	151	124	FAC2A
Tasked for Review (E-Task/E-mail) (# of new cases – 0)	128	129	Element
Sent for Contractor Review	0	0	Contractor
Referred to Other Agencies for Review & Return (# of new cases – 0)	100	97	Gov't Agencies
Returned from Element/Ready for Work (# of new cases - 0)	224	218	FAC2A
Still Interested Letter Sent To Requester (fee estimates)	1	1	Requester
Assigned to FOIA Staff (# of new Cases – 0)	111	129	FAC2A
General Counsel (GC) Review	17	17	GC
Awaiting Signature (Team Lead) (# of new cases – 0)	117	102	FAC2A
TOTAL	1,419	1,410	

# of Open Cases beginning FY15	876	# of Open Cases beginning FY16	1,088
# of New Cases For FY15	1,049	# of New Cases For FY16	1,069
# of Closed Cases	817	# of Closed Cases	750
Amended Case Impact	+3	Amended/Change in Request Type (+/-)	+3
FOIA Backlog as of 3 – 7 Aug 15	1,111	Current FOIA Backlog	1,410

of New Cases – 22

of Closed Cases – 31

[illegible]

FAC FOIA Backlog Status Weekly Report

02 – 06 Nov 15

Status	# of cases 26 – 30 Oct	# of cases 02 – 06 Nov	Location
Awaiting Tasking for Search (# of new cases –5)	86	90	FAC2A
Awaiting Tasking for Review (# of new cases –0)	97	95	FAC2A
Awaiting IDO/SRB Review	2	2	FAC2A
Search Complete/Need Relevancy Check	5	5	FAC2A
Search Complete/No Records	0	0	
Ready for Scanning (# of new cases – 4)	82	84	FAC2A
Documents Ordered from WNRC (# of new cases – 0)	1	1	WNRC
Tasked for Search (E-Task/E-mail) (# of new cases –1)	182	174	Element
Awaiting Search by FOIA Staff (WISE/ISM) (# of new cases –66)	133	193	FAC2A
Tasked for Review (E-Task/E-mail) (# of new cases – 0)	104	112	Element
Sent for Contractor Review	0	0	Contractor
Referred to Other Agencies for Review & Return (# of new cases – 0)	93	94	Gov't Agencies
Returned from Element/Ready for Work (# of new cases - 0)	171	176	FAC2A
Still Interested Letter Sent To Requester (fee estimates)	0	0	Requester
Assigned to FOIA Staff (# of new Cases – 0)	86	91	FAC2A
General Counsel (GC) Review	19	19	GC
Awaiting Signature (Team Lead) (# of new cases – 0)	117	113	FAC2A
TOTAL	1,178	1,249	

# of Open Cases beginning FY15	876	# of Open Cases beginning FY16	1,088
# of New Cases For FY15	147	# of New Cases For FY16	186
# of Closed Cases	41	# of Closed Cases	22
Amended Case Impact	+1	Amended/Change in Request Type (+/-)	-3
FOIA Backlog as of 03 – 07 Nov 14	983	Current FOIA Backlog	1,249

of New Cases – 76

of Closed Cases – 2

[illegible]

FAC FOIA Backlog Status Weekly Report

2 – 6 May 16

Status	# of cases 25 – 29 Apr 16	# of cases 2 - 6 May 16	Location
Awaiting Tasking for Search (# of new cases –14)	118	104	FAC2A
Awaiting Tasking for Review (# of new cases – 1)	109	106	FAC2A
Awaiting IDO/SRB Review	2	2	FAC2A
Search Complete/Need Relevancy Check	3	15	FAC2A
Search Complete/No Records	0	0	
Ready for Scanning (# of new cases – 1)	146	151	FAC2A
Documents Ordered from WNRC (# of new cases – 0)	1	1	WNRC
Tasked for Search (E-Task/E-mail) (# of new cases –5)	174	190	Element
Awaiting Search by FOIA Staff (WISE/ISM) (# of new cases –10)	165	162	FAC2A
Tasked for Review (E-Task/E-mail) (# of new cases – 0)	91	92	Element
Sent for Contractor Review	0	0	Contractor
Referred to Other Agencies for Review & Return (# of new cases – 0)	97	96	Gov't Agencies
Returned from Element/Ready for Work (# of new cases - 3)	306	306	FAC2A
Still Interested Letter Sent To Requester (fee estimates)	0	0	Requester
Assigned to FOIA Staff (# of new Cases – 1)	88	88	FAC2A
General Counsel (GC) Review	17	17	GC
Awaiting Signature (Team Lead) (# of new cases – 0)	109	129	FAC2A
TOTAL	1,426	1,459	

# of Open Cases beginning FY15	876	# of Open Cases beginning FY16	1,088
# of New Cases For FY15	742	# of New Cases For FY16	825
# of Closed Cases	608	# of Closed Cases	456
Amended Case Impact	+3	Amended/Change in Request Type (+/-)	+2
FOIA Backlog as of 4 - 8 May 15	1,013	Current FOIA Backlog	1,459

of New Cases – 35

of Closed Cases – 2

[illegible]

FAC FOIA Backlog Status Weekly Report

04 – 08 Jan 16

Status	# of cases 28 Dec – 1 Jan 16	# of cases 04 – 08 Jan 16	Location
Awaiting Tasking for Search (# of new cases –0)	76	71	FAC2A
Awaiting Tasking for Review (# of new cases –0)	85	75	FAC2A
Awaiting IDO/SRB Review	2	2	FAC2A
Search Complete/Need Relevancy Check	3	3	FAC2A
Search Complete/No Records	0	0	
Ready for Scanning (# of new cases – 7)	116	121	FAC2A
Documents Ordered from WNRC (# of new cases – 0)	1	1	WNRC
Tasked for Search (E-Task/E-mail) (# of new cases –1)	176	176	Element
Awaiting Search by FOIA Staff (WISE/ISM) (# of new cases –10)	166	169	FAC2A
Tasked for Review (E-Task/E-mail) (# of new cases – 0)	101	105	Element
Sent for Contractor Review	0	0	Contractor
Referred to Other Agencies for Review & Return (# of new cases – 0)	96	96	Gov't Agencies
Returned from Element/Ready for Work (# of new cases - 6)	246	264	FAC2A
Still Interested Letter Sent To Requester (fee estimates)	0	0	Requester
Assigned to FOIA Staff (# of new Cases – 0)	83	79	FAC2A
General Counsel (GC) Review	17	17	GC
Awaiting Signature (Team Lead) (# of new cases – 0)	93	101	FAC2A
TOTAL	1,261	1,280	

# of Open Cases beginning FY15	876	# of Open Cases beginning FY16	1,088
# of New Cases For FY15	320	# of New Cases For FY16	434
# of Closed Cases	197	# of Closed Cases	243
Amended Case Impact	+1	Amended/Change in Request Type (+/-)	+1
FOIA Backlog as of 05 – 09 Jan 15	1000	Current FOIA Backlog	1,280

of New Cases – 24

of Closed Cases – 5

[illegible]

FAC FOIA Backlog Status Weekly Report

4 – 8 Apr 16

Status	# of cases 28 Mar – 1 Apr 16	# of cases 4 – 8 Apr 16	Location
Awaiting Tasking for Search (# of new cases –6)	93	98	FAC2A
Awaiting Tasking for Review (# of new cases – 2)	103	105	FAC2A
Awaiting IDO/SRB Review	2	2	FAC2A
Search Complete/Need Relevancy Check	3	3	FAC2A
Search Complete/No Records	0	0	
Ready for Scanning (# of new cases – 2)	139	142	FAC2A
Documents Ordered from WNRC (# of new cases – 0)	1	1	WNRC
Tasked for Search (E-Task/E-mail) (# of new cases –0)	174	173	Element
Awaiting Search by FOIA Staff (WISE/ISM) (# of new cases –7)	123	118	FAC2A
Tasked for Review (E-Task/E-mail) (# of new cases – 0)	95	93	Element
Sent for Contractor Review	0	0	Contractor
Referred to Other Agencies for Review & Return (# of new cases – 0)	102	102	Gov't Agencies
Returned from Element/Ready for Work (# of new cases - 4)	284	289	FAC2A
Still Interested Letter Sent To Requester (fee estimates)	0	0	Requester
Assigned to FOIA Staff (# of new Cases – 0)	87	87	FAC2A
General Counsel (GC) Review	17	17	GC
Awaiting Signature (Team Lead) (# of new cases – 0)	87	86	FAC2A
TOTAL	1,313	1,316	

# of Open Cases beginning FY15	876	# of Open Cases beginning FY16	1,088
# of New Cases For FY15	665	# of New Cases For FY16	679
# of Closed Cases	478	# of Closed Cases	454
Amended Case Impact	+2	Amended/Change in Request Type (+/-)	+3
FOIA Backlog as of 6 – 10 Apr 15	1,065	Current FOIA Backlog	1,316

of New Cases – 21

of Closed Cases – 18

[illegible]

FAC FOIA Backlog Status Weekly Report

4 – 8 Jul 2016

Status	# of cases 27 Jun – 1 Jul 16	# of cases 4 – 8 Jul 16	Location
Awaiting Tasking for Search (# of new cases –0)	150	146	FAC2A
Awaiting Tasking for Review (# of new cases – 0)	110	104	FAC2A
Awaiting IDO/SRB Review	2	2	FAC2A
Search Complete/Need Relevancy Check	8	8	FAC2A
Search Complete/No Records	0	0	
Ready for Scanning (# of new cases – 0)	188	187	FAC2A
Documents Ordered from WNRC (# of new cases – 0)	1	1	WNRC
Tasked for Search (E-Task/E-mail) (# of new cases – 0)	135	132	Element
Awaiting Search by FOIA Staff (WISE/ISM) (# of new cases – 9)	153	158	FAC2A
Tasked for Review (E-Task/E-mail) (# of new cases – 1)	90	93	Element
Sent for Contractor Review	0	0	Contractor
Referred to Other Agencies for Review & Return (# of new cases – 0)	96	96	Gov't Agencies
Returned from Element/Ready for Work (# of new cases - 4)	245	252	FAC2A
Still Interested Letter Sent To Requester (fee estimates)	0	0	Requester
Assigned to FOIA Staff (# of new Cases – 0)	101	98	FAC2A
General Counsel (GC) Review	17	17	GC
Awaiting Signature (Team Lead) (# of new cases – 0)	123	119	FAC2A
TOTAL	1,419	1,413	

# of Open Cases beginning FY15	876	# of Open Cases beginning FY16	1,088
# of New Cases For FY15	934	# of New Cases For FY16	981
# of Closed Cases	747	# of Closed Cases	658
Amended Case Impact	+4	Amended/Change in Request Type (+/-)	+2
FOIA Backlog as of 6 Jul – 11 Jul 15	1,067	Current FOIA Backlog	1,413

of New Cases – 14

of Closed Cases – 20

[illegible]

FAC FOIA Backlog Status Weekly Report

05 - 09 Oct 15

Status	# of cases 28 Sep – 02 Oct	# of cases 05 - 09 Oct	Location
Awaiting Tasking for Search (# of new cases –6)	85	86	FAC2A
Awaiting Tasking for Review (# of new cases –0)	97	95	FAC2A
Awaiting IDO/SRB Review	2	2	FAC2A
Search Complete/Need Relevancy Check	5	5	FAC2A
Search Complete/No Records	0	0	
Ready for Scanning (# of new cases – 5)	47	52	FAC2A
Documents Ordered from WNRC (# of new cases – 0)	1	1	WNRC
Tasked for Search (E-Task/E-mail) (# of new cases –0)	180	186	Element
Awaiting Search by FOIA Staff (WISE/ISM) (# of new cases –8)	90	98	FAC2A
Tasked for Review (E-Task/E-mail) (# of new cases – 0)	120	116	Element
Sent for Contractor Review	0	0	Contractor
Referred to Other Agencies for Review & Return (# of new cases – 0)	87	89	Gov't Agencies
Returned from Element/Ready for Work (# of new cases - 0)	158	162	FAC2A
Still Interested Letter Sent To Requester (fee estimates)	0	0	Requester
Assigned to FOIA Staff (# of new Cases – 0)	86	84	FAC2A
General Counsel (GC) Review	19	19	GC
Awaiting Signature (Team Lead) (# of new cases – 0)	117	117	FAC2A
TOTAL	1,094	1,112	

# of Open Cases beginning FY15	876	# of Open Cases beginning FY16	1,088
# of New Cases For FY15	60	# of New Cases For FY16	27
# of Closed Cases	1	# of Closed Cases	3
Amended Case Impact	+2	Amended/Change in Request Type (+/-)	0
FOIA Backlog as of 06 - 10 Oct 14	937	Current FOIA Backlog	1,112

of New Cases – 19

of Closed Cases – 1

[illegible]

FAC FOIA Backlog Status Weekly Report

5 – 9 Sep 2016

Status	# of cases 29 Aug – 2 Sep 16	# of cases 5 – 9 Sep 16	Location
Awaiting Tasking for Search (# of new cases –1)	137	142	FAC2A
Awaiting Tasking for Review (# of new cases – 0)	54	58	FAC2A
Awaiting IDO/SRB Review	2	2	FAC2A
Search Complete/Need Relevancy Check	9	10	FAC2A
Search Complete/No Records	0	0	
Ready for Scanning (# of new cases – 2)	294	299	FAC2A
Documents Ordered from WNRC (# of new cases – 0)	1	1	WNRC
Tasked for Search (E-Task/E-mail) (# of new cases – 0)	110	106	Element
Awaiting Search by FOIA Staff (WISE/ISM) (# of new cases – 3)	118	103	FAC2A
Tasked for Review (E-Task/E-mail) (# of new cases – 0)	126	119	Element
Sent for Contractor Review	0	0	Contractor
Referred to Other Agencies for Review & Return (# of new cases – 0)	97	96	Gov't Agencies
Returned from Element/Ready for Work (# of new cases - 1)	206	210	FAC2A
Still Interested Letter Sent To Requester (fee estimates)	1	1	Requester
Assigned to FOIA Staff (# of new Cases – 0)	138	137	FAC2A
General Counsel (GC) Review	17	17	GC
Appeal SSS Coordination (# of new cases – 0)	0	0	
Awaiting Signature (Team Lead) (# of new cases – 0)	85	92	FAC2A
TOTAL	1,395	1,393	

# of Open Cases beginning FY15	876	# of Open Cases beginning FY16	1,088
# of New Cases For FY15	1154	# of New Cases For FY16	1,166
# of Closed Cases	926	# of Closed Cases	865
Amended Case Impact	+4	Amended/Change in Request Type (+/-)	+4
FOIA Backlog as of 7 - 11 Sep 15	1,108	Current FOIA Backlog	1,393

of New Cases – 7

of Closed Cases – 10

[illegible]

FAC FOIA Backlog Status Weekly Report

21 - 25 Mar 16

Status	# of cases 14 - 18 Mar 16	# of cases 21 - 25 Mar 16	Location
Awaiting Tasking for Search (# of new cases –5)	79	86	FAC2A
Awaiting Tasking for Review (# of new cases – 0)	101	103	FAC2A
Awaiting IDO/SRB Review	2	2	FAC2A
Search Complete/Need Relevancy Check	3	3	FAC2A
Search Complete/No Records	0	0	
Ready for Scanning (# of new cases – 0)	136	132	FAC2A
Documents Ordered from WNRC (# of new cases – 0)	1	1	WNRC
Tasked for Search (E-Task/E-mail) (# of new cases –0)	177	177	Element
Awaiting Search by FOIA Staff (WISE/ISM) (# of new cases –7)	119	123	FAC2A
Tasked for Review (E-Task/E-mail) (# of new cases – 0)	99	95	Element
Sent for Contractor Review	0	0	Contractor
Referred to Other Agencies for Review & Return (# of new cases – 0)	103	104	Gov't Agencies
Returned from Element/Ready for Work (# of new cases - 1)	277	277	FAC2A
Still Interested Letter Sent To Requester (fee estimates)	0	0	Requester
Assigned to FOIA Staff (# of new Cases – 1)	89	86	FAC2A
General Counsel (GC) Review	17	17	GC
Awaiting Signature (Team Lead) (# of new cases – 0)	84	86	FAC2A
TOTAL	1,287	1,292	

# of Open Cases beginning FY15	876	# of Open Cases beginning FY16	1,088
# of New Cases For FY15	529	# of New Cases For FY16	634
# of Closed Cases	399	# of Closed Cases	432
Amended Case Impact	+3	Amended/Change in Request Type (+/-)	+2
FOIA Backlog as of 23 - 27 Mar 15	1,009	Current FOIA Backlog	1,292

of New Cases – 14

of Closed Cases – 9

[illegible]

FAC FOIA Backlog Status Weekly Report

21 - 25 Dec 15

Status	# of cases 14 - 18 Dec	# of cases 21 - 25 Dec	Location
Awaiting Tasking for Search (# of new cases –3)	79	80	FAC2A
Awaiting Tasking for Review (# of new cases –0)	85	85	FAC2A
Awaiting IDO/SRB Review	2	2	FAC2A
Search Complete/Need Relevancy Check	5	3	FAC2A
Search Complete/No Records	0	0	
Ready for Scanning (# of new cases – 8)	103	113	FAC2A
Documents Ordered from WNRC (# of new cases – 0)	1	1	WNRC
Tasked for Search (E-Task/E-mail) (# of new cases –0)	169	167	Element
Awaiting Search by FOIA Staff (WISE/ISM) (# of new cases –0)	176	163	FAC2A
Tasked for Review (E-Task/E-mail) (# of new cases – 0)	102	102	Element
Sent for Contractor Review	0	0	Contractor
Referred to Other Agencies for Review & Return (# of new cases – 0)	98	98	Gov't Agencies
Returned from Element/Ready for Work (# of new cases - 9)	226	234	FAC2A
Still Interested Letter Sent To Requester (fee estimates)	0	0	Requester
Assigned to FOIA Staff (# of new Cases – 0)	88	88	FAC2A
General Counsel (GC) Review	17	17	GC
Awaiting Signature (Team Lead) (# of new cases – 0)	93	102	FAC2A
TOTAL	1,244	1,255	

# of Open Cases beginning FY15	876	# of Open Cases beginning FY16	1,088
# of New Cases For FY15	290	# of New Cases For FY16	390
# of Closed Cases	177	# of Closed Cases	224
Amended Case Impact	0	Amended/Change in Request Type (+/-)	+1
FOIA Backlog as of 22 - 26 Dec 14	989	Current FOIA Backlog	1,255

of New Cases – 20

of Closed Cases – 9

[illegible]

FAC FOIA Backlog Status Weekly Report

20 - 24 Jun 2016

Status	# of cases 13 - 17 Jun 16	# of cases 20 - 24 Jun 16	Location
Awaiting Tasking for Search (# of new cases –5)	146	148	FAC2A
Awaiting Tasking for Review (# of new cases – 0)	112	104	FAC2A
Awaiting IDO/SRB Review	2	2	FAC2A
Search Complete/Need Relevancy Check	8	8	FAC2A
Search Complete/No Records	0	0	
Ready for Scanning (# of new cases – 0)	193	191	FAC2A
Documents Ordered from WNRC (# of new cases – 0)	1	1	WNRC
Tasked for Search (E-Task/E-mail) (# of new cases – 0)	141	138	Element
Awaiting Search by FOIA Staff (WISE/ISM) (# of new cases – 3)	148	146	FAC2A
Tasked for Review (E-Task/E-mail) (# of new cases – 0)	94	91	Element
Sent for Contractor Review	0	0	Contractor
Referred to Other Agencies for Review & Return (# of new cases – 0)	94	95	Gov't Agencies
Returned from Element/Ready for Work (# of new cases - 1)	270	251	FAC2A
Still Interested Letter Sent To Requester (fee estimates)	0	0	Requester
Assigned to FOIA Staff (# of new Cases – 0)	100	96	FAC2A
General Counsel (GC) Review	17	17	GC
Awaiting Signature (Team Lead) (# of new cases – 0)	116	112	FAC2A
TOTAL	1,442	1,400	

# of Open Cases beginning FY15	876	# of Open Cases beginning FY16	1,088
# of New Cases For FY15	894	# of New Cases For FY16	941
# of Closed Cases	721	# of Closed Cases	631
Amended Case Impact	+4	Amended/Change in Request Type (+/-)	+2
FOIA Backlog as of 22 - 26 Jun 15	1,053	Current FOIA Backlog	1,400

of New Cases – 9

of Closed Cases – 51

[illegible]

FAC FOIA Backlog Status Weekly Report

19 - 23 Sep 2016

Status	# of cases 12 - 16 Sep 16	# of cases 19 - 23 Sep 16	Location
Awaiting Tasking for Search (# of new cases –12)	160	169	FAC2A
Awaiting Tasking for Review (# of new cases – 0)	60	55	FAC2A
Awaiting IDO/SRB Review	2	2	FAC2A
Search Complete/Need Relevancy Check	10	14	FAC2A
Search Complete/No Records	0	0	
Ready for Scanning (# of new cases – 4)	310	305	FAC2A
Documents Ordered from WNRC (# of new cases – 0)	1	1	WNRC
Tasked for Search (E-Task/E-mail) (# of new cases – 0)	96	93	Element
Awaiting Search by FOIA Staff (WISE/ISM) (# of new cases – 4)	105	98	FAC2A
Tasked for Review (E-Task/E-mail) (# of new cases – 0)	118	132	Element
Sent for Contractor Review	0	0	Contractor
Referred to Other Agencies for Review & Return (# of new cases – 0)	95	96	Gov't Agencies
Returned from Element/Ready for Work (# of new cases - 4)	215	208	FAC2A
Still Interested Letter Sent To Requester (fee estimates)	1	1	Requester
Assigned to FOIA Staff (# of new Cases – 0)	136	144	FAC2A
General Counsel (GC) Review	17	12	GC
Awaiting Signature (Team Lead) (# of new cases – 0)	98	97	FAC2A
TOTAL	1,424	1,427	

# of Open Cases beginning FY15	876	# of Open Cases beginning FY16	1,088
# of New Cases For FY15	1190	# of New Cases For FY16	1,232
# of Closed Cases	965	# of Closed Cases	900
Amended Case Impact	+4	Amended/Change in Request Type (+/-)	+7
FOIA Backlog as of 21 – 25 Sep 15	1,105	Current FOIA Backlog	1,427

of New Cases – 24

of Closed Cases – 25

[illegible]

FAC FOIA Backlog Status Weekly Report

19 - 23 Oct 15

Status	# of cases 12 - 16 Oct	# of cases 19 - 23 Oct	Location
Awaiting Tasking for Search (# of new cases –1)	88	81	FAC2A
Awaiting Tasking for Review (# of new cases –1)	95	96	FAC2A
Awaiting IDO/SRB Review	2	2	FAC2A
Search Complete/Need Relevancy Check	5	5	FAC2A
Search Complete/No Records	0	0	
Ready for Scanning (# of new cases – 2)	63	65	FAC2A
Documents Ordered from WNRC (# of new cases – 0)	1	1	WNRC
Tasked for Search (E-Task/E-mail) (# of new cases –0)	186	194	Element
Awaiting Search by FOIA Staff (WISE/ISM) (# of new cases –22)	107	126	FAC2A
Tasked for Review (E-Task/E-mail) (# of new cases – 0)	116	116	Element
Sent for Contractor Review	0	0	Contractor
Referred to Other Agencies for Review & Return (# of new cases – 0)	89	89	Gov't Agencies
Returned from Element/Ready for Work (# of new cases - 0)	162	161	FAC2A
Still Interested Letter Sent To Requester (fee estimates)	0	0	Requester
Assigned to FOIA Staff (# of new Cases – 0)	84	85	FAC2A
General Counsel (GC) Review	19	19	GC
Awaiting Signature (Team Lead) (# of new cases – 0)	117	118	FAC2A
TOTAL	1,134	1,158	

# of Open Cases beginning FY15	876	# of Open Cases beginning FY16	1,088
# of New Cases For FY15	104	# of New Cases For FY16	71
# of Closed Cases	19	# of Closed Cases	7
Amended Case Impact	+2	Amended/Change in Request Type (+/-)	0
FOIA Backlog as of 20 - 24 Oct 14	963	Current FOIA Backlog	1,158

of New Cases – 26

of Closed Cases – 2

[illegible]

FAC FOIA Backlog Status Weekly Report

18 - 22 Jul 2016

Status	# of cases 11 - 15 Jul 16	# of cases 18 - 22 Jul 16	Location
Awaiting Tasking for Search (# of new cases –2)	151	152	FAC2A
Awaiting Tasking for Review (# of new cases – 0)	91	87	FAC2A
Awaiting IDO/SRB Review	2	2	FAC2A
Search Complete/Need Relevancy Check	8	8	FAC2A
Search Complete/No Records	0	0	
Ready for Scanning (# of new cases – 5)	210	223	FAC2A
Documents Ordered from WNRC (# of new cases – 0)	1	1	WNRC
Tasked for Search (E-Task/E-mail) (# of new cases – 0)	124	118	Element
Awaiting Search by FOIA Staff (WISE/ISM) (# of new cases – 13)	155	150	FAC2A
Tasked for Review (E-Task/E-mail) (# of new cases – 0)	104	111	Element
Sent for Contractor Review	0	0	Contractor
Referred to Other Agencies for Review & Return (# of new cases – 0)	98	100	Gov't Agencies
Returned from Element/Ready for Work (# of new cases - 0)	247	233	FAC2A
Still Interested Letter Sent To Requester (fee estimates)	0	0	Requester
Assigned to FOIA Staff (# of new Cases – 0)	100	103	FAC2A
General Counsel (GC) Review	17	17	GC
Awaiting Signature (Team Lead) (# of new cases – 0)	117	117	FAC2A
TOTAL	1,425	1,422	

# of Open Cases beginning FY15	876	# of Open Cases beginning FY16	1,088
# of New Cases For FY15	984	# of New Cases For FY16	1025
# of Closed Cases	793	# of Closed Cases	694
Amended Case Impact	+3	Amended/Change in Request Type (+/-)	+3
FOIA Backlog as of 20 - 24 Jul 15	1,070	Current FOIA Backlog	1,422

of New Cases – 20 (Note: Due to admin error, total # of new cases reduced by 5)

of Closed Cases – 23 (Note: Due to admin error, total # of closed cases reduced by 4)

[illegible]

FAC FOIA Backlog Status Weekly Report

18 - 22 Jul 2016

Status	# of cases 11 - 15 Jul 16	# of cases 18 - 22 Jul 16	Location
Awaiting Tasking for Search (# of new cases –2)	151	152	FAC2A
Awaiting Tasking for Review (# of new cases – 0)	91	87	FAC2A
Awaiting IDO/SRB Review	2	2	FAC2A
Search Complete/Need Relevancy Check	8	8	FAC2A
Search Complete/No Records	0	0	
Ready for Scanning (# of new cases – 5)	210	223	FAC2A
Documents Ordered from WNRC (# of new cases – 0)	1	1	WNRC
Tasked for Search (E-Task/E-mail) (# of new cases – 0)	124	118	Element
Awaiting Search by FOIA Staff (WISE/ISM) (# of new cases – 13)	155	150	FAC2A
Tasked for Review (E-Task/E-mail) (# of new cases – 0)	104	111	Element
Sent for Contractor Review	0	0	Contractor
Referred to Other Agencies for Review & Return (# of new cases – 0)	98	100	Gov't Agencies
Returned from Element/Ready for Work (# of new cases - 0)	247	233	FAC2A
Still Interested Letter Sent To Requester (fee estimates)	0	0	Requester
Assigned to FOIA Staff (# of new Cases – 0)	100	103	FAC2A
General Counsel (GC) Review	17	17	GC
Awaiting Signature (Team Lead) (# of new cases – 0)	117	117	FAC2A
TOTAL	1,425	1,422	

# of Open Cases beginning FY15	876	# of Open Cases beginning FY16	1,088
# of New Cases For FY15	984	# of New Cases For FY16	1030
# of Closed Cases	793	# of Closed Cases	698
Amended Case Impact	+3	Amended/Change in Request Type (+/-)	+2
FOIA Backlog as of 20 - 24 Jul 15	1,070	Current FOIA Backlog	1,422

of New Cases – 20

of Closed Cases – 23

[illegible]

FAC FOIA Backlog Status Weekly Report

18 - 22 Jan 16

Status	# of cases 11 – 15 Jan 16	# of cases 18 - 22 Jan 16	Location
Awaiting Tasking for Search (# of new cases –1)	67	68	FAC2A
Awaiting Tasking for Review (# of new cases –0)	73	73	FAC2A
Awaiting IDO/SRB Review	2	2	FAC2A
Search Complete/Need Relevancy Check	3	3	FAC2A
Search Complete/No Records	0	0	
Ready for Scanning (# of new cases – 0)	122	124	FAC2A
Documents Ordered from WNRC (# of new cases – 0)	1	1	WNRC
Tasked for Search (E-Task/E-mail) (# of new cases –0)	181	176	Element
Awaiting Search by FOIA Staff (WISE/ISM) (# of new cases –5)	165	164	FAC2A
Tasked for Review (E-Task/E-mail) (# of new cases – 0)	107	106	Element
Sent for Contractor Review	0	0	Contractor
Referred to Other Agencies for Review & Return (# of new cases – 0)	99	100	Gov't Agencies
Returned from Element/Ready for Work (# of new cases - 1)	262	262	FAC2A
Still Interested Letter Sent To Requester (fee estimates)	0	0	Requester
Assigned to FOIA Staff (# of new Cases – 0)	72	72	FAC2A
General Counsel (GC) Review	17	17	GC
Awaiting Signature (Team Lead) (# of new cases – 0)	94	96	FAC2A
TOTAL	1,265	1,264	

# of Open Cases beginning FY15	876	# of Open Cases beginning FY16	1,088
# of New Cases For FY15	358	# of New Cases For FY16	456
# of Closed Cases	237	# of Closed Cases	281
Amended Case Impact	+1	Amended/Change in Request Type (+/-)	+1
FOIA Backlog as of 19 - 23 Jan 15	998	Current FOIA Backlog	1,264

of New Cases – 7

of Closed Cases – 8

[illegible]

FAC FOIA Backlog Status Weekly Report

18 - 22 Apr 16 (Revised)

Status	# of cases 11 – 15 Apr 16	# of cases 18 - 22 Apr 16	Location
Awaiting Tasking for Search (# of new cases –3)	105	108	FAC2A
Awaiting Tasking for Review (# of new cases – 3)	105	108	FAC2A
Awaiting IDO/SRB Review	2	2	FAC2A
Search Complete/Need Relevancy Check	3	3	FAC2A
Search Complete/No Records	0	0	
Ready for Scanning (# of new cases – 6)	144	150	FAC2A
Documents Ordered from WNRC (# of new cases – 0)	1	1	WNRC
Tasked for Search (E-Task/E-mail) (# of new cases –0)	176	176	Element
Awaiting Search by FOIA Staff (WISE/ISM) (# of new cases –34)	127	161	FAC2A
Tasked for Review (E-Task/E-mail) (# of new cases – 0)	94	94	Element
Sent for Contractor Review	0	0	Contractor
Referred to Other Agencies for Review & Return (# of new cases – 0)	102	102	Gov't Agencies
Returned from Element/Ready for Work (# of new cases - 2)	295	297	FAC2A
Still Interested Letter Sent To Requester (fee estimates)	0	0	Requester
Assigned to FOIA Staff (# of new Cases – 0)	87	87	FAC2A
General Counsel (GC) Review	17	17	GC
Awaiting Signature (Team Lead) (# of new cases – 7)	89	96	FAC2A
TOTAL	1347	1,402	

# of Open Cases beginning FY15	876	# of Open Cases beginning FY16	1,088
# of New Cases For FY15	708	# of New Cases For FY16	765
# of Closed Cases	578	# of Closed Cases	454
Amended Case Impact	+3	Amended/Change in Request Type (+/-)	+3
FOIA Backlog as of 20 - 24 Apr 15	1,009	Current FOIA Backlog	1,402

of New Cases – 55 (NOTE: The # of new cases increased by 55 which were not accounted for on initial report)

of Closed Cases – 0

[illegible]

FAC FOIA Backlog Status Weekly Report

18 - 22 Apr 16

Status	# of cases 11 – 15 Apr 16	# of cases 18 - 22 Apr 16	Location
Awaiting Tasking for Search (# of new cases –0)	99	99	FAC2A
Awaiting Tasking for Review (# of new cases – 0)	105	105	FAC2A
Awaiting IDO/SRB Review	2	2	FAC2A
Search Complete/Need Relevancy Check	3	3	FAC2A
Search Complete/No Records	0	0	
Ready for Scanning (# of new cases – 0)	142	142	FAC2A
Documents Ordered from WNRC (# of new cases – 0)	1	1	WNRC
Tasked for Search (E-Task/E-mail) (# of new cases –0)	173	173	Element
Awaiting Search by FOIA Staff (WISE/ISM) (# of new cases –0)	118	118	FAC2A
Tasked for Review (E-Task/E-mail) (# of new cases – 0)	94	94	Element
Sent for Contractor Review	0	0	Contractor
Referred to Other Agencies for Review & Return (# of new cases – 0)	102	102	Gov't Agencies
Returned from Element/Ready for Work (# of new cases - 0)	289	289	FAC2A
Still Interested Letter Sent To Requester (fee estimates)	0	0	Requester
Assigned to FOIA Staff (# of new Cases – 0)	87	87	FAC2A
General Counsel (GC) Review	17	17	GC
Awaiting Signature (Team Lead) (# of new cases – 0)	86	86	FAC2A
TOTAL	1,318	1,318	

# of Open Cases beginning FY15	876	# of Open Cases beginning FY16	1,088
# of New Cases For FY15	708	# of New Cases For FY16	681
# of Closed Cases	578	# of Closed Cases	454
Amended Case Impact	+3	Amended/Change in Request Type (+/-)	+3
FOIA Backlog as of 20 - 24 Apr 15	1,009	Current FOIA Backlog	1,318

of New Cases – 0

of Closed Cases – 0

[illegible]

FAC FOIA Backlog Status Weekly Report

16 - 20 Nov 15

Status	# of cases 09 - 13 Nov	# of cases 16 - 20 Nov	Location
Awaiting Tasking for Search (# of new cases –0)	90	83	FAC2A
Awaiting Tasking for Review (# of new cases –0)	95	89	FAC2A
Awaiting IDO/SRB Review	2	2	FAC2A
Search Complete/Need Relevancy Check	5	5	FAC2A
Search Complete/No Records	0	0	
Ready for Scanning (# of new cases – 16)	89	109	FAC2A
Documents Ordered from WNRC (# of new cases – 0)	1	1	WNRC
Tasked for Search (E-Task/E-mail) (# of new cases –0)	173	171	Element
Awaiting Search by FOIA Staff (WISE/ISM) (# of new cases –35)	222	194	FAC2A
Tasked for Review (E-Task/E-mail) (# of new cases – 0)	114	114	Element
Sent for Contractor Review	0	0	Contractor
Referred to Other Agencies for Review & Return (# of new cases – 0)	95	99	Gov't Agencies
Returned from Element/Ready for Work (# of new cases - 0)	178	183	FAC2A
Still Interested Letter Sent To Requester (fee estimates)	0	0	Requester
Assigned to FOIA Staff (# of new Cases – 0)	89	93	FAC2A
General Counsel (GC) Review	19	19	GC
Awaiting Signature (Team Lead) (# of new cases – 0)	105	102	FAC2A
TOTAL	1,277	1,264	

# of Open Cases beginning FY15	876	# of Open Cases beginning FY16	1,088
# of New Cases For FY15	180	# of New Cases For FY16	290
# of Closed Cases	88	# of Closed Cases	114
Amended Case Impact	0	Amended/Change in Request Type (+/-)	0
FOIA Backlog as of 17 - 21 Nov 14	968	Current FOIA Backlog	1,264

of New Cases – 51

of Closed Cases – 64

[illegible]

FAC FOIA Backlog Status Weekly Report

16 - 20 May 16

Status	# of cases 9 – 15 May 16	# of cases 16 - 20 May 16	Location
Awaiting Tasking for Search (# of new cases –0)	131	105	FAC2A
Awaiting Tasking for Review (# of new cases – 2)	111	109	FAC2A
Awaiting IDO/SRB Review	2	2	FAC2A
Search Complete/Need Relevancy Check	3	15	FAC2A
Search Complete/No Records	0	0	
Ready for Scanning (# of new cases – 0)	148	151	FAC2A
Documents Ordered from WNRC (# of new cases – 0)	1	1	WNRC
Tasked for Search (E-Task/E-mail) (# of new cases –1)	174	191	Element
Awaiting Search by FOIA Staff (WISE/ISM) (# of new cases –5)	190	179	FAC2A
Tasked for Review (E-Task/E-mail) (# of new cases – 0)	91	92	Element
Sent for Contractor Review	0	0	Contractor
Referred to Other Agencies for Review & Return (# of new cases – 0)	97	96	Gov't Agencies
Returned from Element/Ready for Work (# of new cases - 6)	313	319	FAC2A
Still Interested Letter Sent To Requester (fee estimates)	0	0	Requester
Assigned to FOIA Staff (# of new Cases – 0)	88	88	FAC2A
General Counsel (GC) Review	17	17	GC
Awaiting Signature (Team Lead) (# of new cases – 2)	85	102	FAC2A
TOTAL	1,451	1,467	

# of Open Cases beginning FY15	876	# of Open Cases beginning FY16	1,088
# of New Cases For FY15	779	# of New Cases For FY16	859
# of Closed Cases	638	# of Closed Cases	482
Amended Case Impact	+3	Amended/Change in Request Type (+/-)	+2
FOIA Backlog as of 18 - 22 May 15	1,020	Current FOIA Backlog	1,467

of New Cases – 16

of Closed Cases – 0

[illegible]

FAC FOIA Backlog Status Weekly Report

15 - 19 Feb 16

Status	# of cases 8 – 12 Feb 16	# of cases 15 – 19 Feb 16	Location
Awaiting Tasking for Search (# of new cases –2)	84	82	FAC2A
Awaiting Tasking for Review (# of new cases –0)	72	68	FAC2A
Awaiting IDO/SRB Review	2	2	FAC2A
Search Complete/Need Relevancy Check	3	3	FAC2A
Search Complete/No Records	0	0	
Ready for Scanning (# of new cases – 8)	144	151	FAC2A
Documents Ordered from WNRC (# of new cases – 0)	1	1	WNRC
Tasked for Search (E-Task/E-mail) (# of new cases –0)	176	169	Element
Awaiting Search by FOIA Staff (WISE/ISM) (# of new cases –7)	160	160	FAC2A
Tasked for Review (E-Task/E-mail) (# of new cases – 0)	101	106	Element
Sent for Contractor Review	0	0	Contractor
Referred to Other Agencies for Review & Return (# of new cases – 0)	97	98	Gov't Agencies
Returned from Element/Ready for Work (# of new cases - 2)	276	276	FAC2A
Still Interested Letter Sent To Requester (fee estimates)	0	0	Requester
Assigned to FOIA Staff (# of new Cases – 0)	79	74	FAC2A
General Counsel (GC) Review	17	17	GC
Awaiting Signature (Team Lead) (# of new cases – 2)	90	102	FAC2A
TOTAL	1,302	1,309	

# of Open Cases beginning FY15	876	# of Open Cases beginning FY16	1,088
# of New Cases For FY15	429	# of New Cases For FY16	548
# of Closed Cases	292	# of Closed Cases	328
Amended Case Impact	+1	Amended/Change in Request Type (+/-)	+1
FOIA Backlog as of 16 - 20 Feb 15	1,014	Current FOIA Backlog	1,309

of New Cases – 21

of Closed Cases –14

[illegible]

FAC FOIA Backlog Status Weekly Report

15 - 19 August 2016

Status	# of cases 8 – 12 Aug 16	# of cases 15 - 19 Aug 16	Location
Awaiting Tasking for Search (# of new cases –1)	158	133	FAC2A
Awaiting Tasking for Review (# of new cases – 0)	58	55	FAC2A
Awaiting IDO/SRB Review	2	2	FAC2A
Search Complete/Need Relevancy Check	9	9	FAC2A
Search Complete/No Records	0	1	
Ready for Scanning (# of new cases – 1)	278	284	FAC2A
Documents Ordered from WNRC (# of new cases – 0)	1	1	WNRC
Tasked for Search (E-Task/E-mail) (# of new cases – 0)	112	110	Element
Awaiting Search by FOIA Staff (WISE/ISM) (# of new cases – 6)	115	107	FAC2A
Tasked for Review (E-Task/E-mail) (# of new cases – 0)	127	126	Element
Sent for Contractor Review	0	0	Contractor
Referred to Other Agencies for Review & Return (# of new cases – 0)	98	98	Gov't Agencies
Returned from Element/Ready for Work (# of new cases - 0)	205	215	FAC2A
Still Interested Letter Sent To Requester (fee estimates)	1	1	Requester
Assigned to FOIA Staff (# of new Cases – 1)	130	134	FAC2A
General Counsel (GC) Review	17	17	GC
Awaiting Signature (Team Lead) (# of new cases – 2)	86	80	FAC2A
TOTAL	1,398	1,374	

# of Open Cases beginning FY15	876	# of Open Cases beginning FY16	1,088
# of New Cases For FY15	1102	# of New Cases For FY16	1101
# of Closed Cases	881	# of Closed Cases	818
Amended Case Impact	+3	Amended/Change in Request Type (+/-)	+3
FOIA Backlog as of 17 - 21 Aug 15	1,100	Current FOIA Backlog	1,374

of New Cases – 11

of Closed Cases – 35

[illegible]

FAC FOIA Backlog Status Weekly Report

14 - 18 Mar 16

Status	# of cases 7 - 11 Mar 16	# of cases 14 - 18 Mar 16	Location
Awaiting Tasking for Search (# of new cases –1)	80	79	FAC2A
Awaiting Tasking for Review (# of new cases –2)	82	101	FAC2A
Awaiting IDO/SRB Review	2	2	FAC2A
Search Complete/Need Relevancy Check	3	3	FAC2A
Search Complete/No Records	0	0	
Ready for Scanning (# of new cases – 2)	153	136	FAC2A
Documents Ordered from WNRC (# of new cases – 0)	1	1	WNRC
Tasked for Search (E-Task/E-mail) (# of new cases –0)	178	177	Element
Awaiting Search by FOIA Staff (WISE/ISM) (# of new cases –7)	116	119	FAC2A
Tasked for Review (E-Task/E-mail) (# of new cases – 0)	110	99	Element
Sent for Contractor Review	0	0	Contractor
Referred to Other Agencies for Review & Return (# of new cases – 0)	102	103	Gov't Agencies
Returned from Element/Ready for Work (# of new cases - 3)	265	277	FAC2A
Still Interested Letter Sent To Requester (fee estimates)	0	0	Requester
Assigned to FOIA Staff (# of new Cases – 0)	89	89	FAC2A
General Counsel (GC) Review	17	17	GC
Awaiting Signature (Team Lead) (# of new cases – 1)	79	84	FAC2A
TOTAL	1,277	1,287	

# of Open Cases beginning FY15	876	# of Open Cases beginning FY16	1,088
# of New Cases For FY15	514	# of New Cases For FY16	620
# of Closed Cases	375	# of Closed Cases	423
Amended Case Impact	+3	Amended/Change in Request Type (+/-)	+2
FOIA Backlog as of 16 - 20 Mar 15	1,018	Current FOIA Backlog	1,287

of New Cases – 16

of Closed Cases – 6

[illegible]

FAC FOIA Backlog Status Weekly Report

14 - 18 Dec 15

Status	# of cases 7 - 11 Dec	# of cases 14 - 18 Dec	Location
Awaiting Tasking for Search (# of new cases –1)	77	79	FAC2A
Awaiting Tasking for Review (# of new cases –0)	80	85	FAC2A
Awaiting IDO/SRB Review	2	2	FAC2A
Search Complete/Need Relevancy Check	5	5	FAC2A
Search Complete/No Records	0	0	
Ready for Scanning (# of new cases – 0)	111	103	FAC2A
Documents Ordered from WNRC (# of new cases – 0)	1	1	WNRC
Tasked for Search (E-Task/E-mail) (# of new cases –0)	168	169	Element
Awaiting Search by FOIA Staff (WISE/ISM) (# of new cases –8)	178	176	FAC2A
Tasked for Review (E-Task/E-mail) (# of new cases – 0)	107	102	Element
Sent for Contractor Review	0	0	Contractor
Referred to Other Agencies for Review & Return (# of new cases – 0)	99	98	Gov't Agencies
Returned from Element/Ready for Work (# of new cases - 0)	230	226	FAC2A
Still Interested Letter Sent To Requester (fee estimates)	0	0	Requester
Assigned to FOIA Staff (# of new Cases – 0)	77	88	FAC2A
General Counsel (GC) Review	19	17	GC
Awaiting Signature (Team Lead) (# of new cases – 1)	98	93	FAC2A
TOTAL	1,252	1,244	

# of Open Cases beginning FY15	876	# of Open Cases beginning FY16	1,088
# of New Cases For FY15	275	# of New Cases For FY16	370
# of Closed Cases	171	# of Closed Cases	215
Amended Case Impact	0	Amended/Change in Request Type (+/-)	+1
FOIA Backlog as of 15 - 19 Dec 14	980	Current FOIA Backlog	1,244

of New Cases – 10

of Closed Cases – 18

[illegible]

FAC FOIA Backlog Status Weekly Report

13 - 17 Jun 2016

Status	# of cases 6 – 10 Jun 16	# of cases 13 - 17 Jun 16	Location
Awaiting Tasking for Search (# of new cases –0)	124	146	FAC2A
Awaiting Tasking for Review (# of new cases – 0)	115	112	FAC2A
Awaiting IDO/SRB Review	2	2	FAC2A
Search Complete/Need Relevancy Check	14	8	FAC2A
Search Complete/No Records	0	0	
Ready for Scanning (# of new cases – 8)	181	193	FAC2A
Documents Ordered from WNRC (# of new cases – 0)	1	1	WNRC
Tasked for Search (E-Task/E-mail) (# of new cases – 1)	161	141	Element
Awaiting Search by FOIA Staff (WISE/ISM) (# of new cases – 6)	150	148	FAC2A
Tasked for Review (E-Task/E-mail) (# of new cases – 0)	93	94	Element
Sent for Contractor Review	0	0	Contractor
Referred to Other Agencies for Review & Return (# of new cases – 0)	95	94	Gov't Agencies
Returned from Element/Ready for Work (# of new cases - 6)	291	270	FAC2A
Still Interested Letter Sent To Requester (fee estimates)	0	0	Requester
Assigned to FOIA Staff (# of new Cases – 0)	94	100	FAC2A
General Counsel (GC) Review	17	17	GC
Awaiting Signature (Team Lead) (# of new cases – 0)	118	116	FAC2A
TOTAL	1,456	1,442	

# of Open Cases beginning FY15	876	# of Open Cases beginning FY16	1,088
# of New Cases For FY15	870	# of New Cases For FY16	932
# of Closed Cases	705	# of Closed Cases	580
Amended Case Impact	+4	Amended/Change in Request Type (+/-)	+2
FOIA Backlog as of 15 - 19 Jun 15	1,045	Current FOIA Backlog	1,442

of New Cases – 21

of Closed Cases – 35

[illegible]

FAC FOIA Backlog Status Weekly Report

12 – 16 Sep 2016

Status	# of cases 5 - 9 Sep 16	# of cases 12 - 16 Sep 16	Location
Awaiting Tasking for Search (# of new cases –4)	142	160	FAC2A
Awaiting Tasking for Review (# of new cases – 0)	58	60	FAC2A
Awaiting IDO/SRB Review	2	2	FAC2A
Search Complete/Need Relevancy Check	10	10	FAC2A
Search Complete/No Records	0	0	
Ready for Scanning (# of new cases – 9)	299	310	FAC2A
Documents Ordered from WNRC (# of new cases – 0)	1	1	WNRC
Tasked for Search (E-Task/E-mail) (# of new cases – 0)	106	96	Element
Awaiting Search by FOIA Staff (WISE/ISM) (# of new cases – 6)	103	105	FAC2A
Tasked for Review (E-Task/E-mail) (# of new cases – 1)	119	118	Element
Sent for Contractor Review	0	0	Contractor
Referred to Other Agencies for Review & Return (# of new cases – 0)	96	95	Gov't Agencies
Returned from Element/Ready for Work (# of new cases - 4)	210	215	FAC2A
Still Interested Letter Sent To Requester (fee estimates)	1	1	Requester
Assigned to FOIA Staff (# of new Cases – 2)	137	136	FAC2A
General Counsel (GC) Review	17	17	GC
Awaiting Signature (Team Lead) (# of new cases – 7)	92	98	FAC2A
TOTAL	1,393	1,424	

# of Open Cases beginning FY15	876	# of Open Cases beginning FY16	1,088
# of New Cases For FY15	1175	# of New Cases For FY16	1,208
# of Closed Cases	951	# of Closed Cases	875
Amended Case Impact	+4	Amended/Change in Request Type (+/-)	+3
FOIA Backlog as of 14 - 18 Sep 15	1,104	Current FOIA Backlog	1,424

Due to an administrative error, 9 additional requests were received during the week of 5 – 9 Sept 2016 that were not accounted for in the initial report.

of New Cases – $33 + 9 = 42$

of Closed Cases – 10

[illegible]

FAC FOIA Backlog Status Weekly Report

12 - 16 Oct 15

Status	# of cases 05 - 09 Oct	# of cases 12 - 16 Oct	Location
Awaiting Tasking for Search (# of new cases –2)	86	88	FAC2A
Awaiting Tasking for Review (# of new cases –0)	95	95	FAC2A
Awaiting IDO/SRB Review	2	2	FAC2A
Search Complete/Need Relevancy Check	5	5	FAC2A
Search Complete/No Records	0	0	
Ready for Scanning (# of new cases – 12)	52	63	FAC2A
Documents Ordered from WNRC (# of new cases – 0)	1	1	WNRC
Tasked for Search (E-Task/E-mail) (# of new cases –0)	186	186	Element
Awaiting Search by FOIA Staff (WISE/ISM) (# of new cases –11)	98	107	FAC2A
Tasked for Review (E-Task/E-mail) (# of new cases – 0)	116	116	Element
Sent for Contractor Review	0	0	Contractor
Referred to Other Agencies for Review & Return (# of new cases – 0)	89	89	Gov't Agencies
Returned from Element/Ready for Work (# of new cases - 0)	162	162	FAC2A
Still Interested Letter Sent To Requester (fee estimates)	0	0	Requester
Assigned to FOIA Staff (# of new Cases – 0)	84	84	FAC2A
General Counsel (GC) Review	19	19	GC
Awaiting Signature (Team Lead) (# of new cases – 0)	117	117	FAC2A
TOTAL	1,112	1,134	

# of Open Cases beginning FY15	876	# of Open Cases beginning FY16	1,088
# of New Cases For FY15	76	# of New Cases For FY16	52
# of Closed Cases	4	# of Closed Cases	6
Amended Case Impact	+2	Amended/Change in Request Type (+/-)	0
FOIA Backlog as of 13 - 17 Oct 14	950	Current FOIA Backlog	1,134

of New Cases – 25

of Closed Cases – 3

[illegible]

FAC FOIA Backlog Status Weekly Report

11 - 15 Jul 2016

Status	# of cases 4 - 8 Jul 16	# of cases 11 - 15 Jul 16	Location
Awaiting Tasking for Search (# of new cases –5)	146	151	FAC2A
Awaiting Tasking for Review (# of new cases – 0)	104	91	FAC2A
Awaiting IDO/SRB Review	2	2	FAC2A
Search Complete/Need Relevancy Check	8	8	FAC2A
Search Complete/No Records	0	0	
Ready for Scanning (# of new cases – 12)	187	210	FAC2A
Documents Ordered from WNRC (# of new cases – 0)	1	1	WNRC
Tasked for Search (E-Task/E-mail) (# of new cases – 0)	132	124	Element
Awaiting Search by FOIA Staff (WISE/ISM) (# of new cases – 9)	158	155	FAC2A
Tasked for Review (E-Task/E-mail) (# of new cases – 1)	93	104	Element
Sent for Contractor Review	0	0	Contractor
Referred to Other Agencies for Review & Return (# of new cases – 0)	96	98	Gov't Agencies
Returned from Element/Ready for Work (# of new cases - 0)	252	247	FAC2A
Still Interested Letter Sent To Requester (fee estimates)	0	0	Requester
Assigned to FOIA Staff (# of new Cases – 0)	98	100	FAC2A
General Counsel (GC) Review	17	17	GC
Awaiting Signature (Team Lead) (# of new cases – 2)	119	117	FAC2A
TOTAL	1,413	1,425	

# of Open Cases beginning FY15	876	# of Open Cases beginning FY16	1,088
# of New Cases For FY15	951	# of New Cases For FY16	1010
# of Closed Cases	770	# of Closed Cases	675
Amended Case Impact	+3	Amended/Change in Request Type (+/-)	+2
FOIA Backlog as of 13 – 18 Jul 15	1,060	Current FOIA Backlog	1,425

of New Cases – 29

of Closed Cases – 17

[illegible]

FAC FOIA Backlog Status Weekly Report

11 - 15 Jan 16

Status	# of cases 04 – 08 Jan 16	# of cases 11 - 15 Jan 16	Location
Awaiting Tasking for Search (# of new cases –3)	71	67	FAC2A
Awaiting Tasking for Review (# of new cases –0)	75	73	FAC2A
Awaiting IDO/SRB Review	2	2	FAC2A
Search Complete/Need Relevancy Check	3	3	FAC2A
Search Complete/No Records	0	0	
Ready for Scanning (# of new cases – 3)	121	122	FAC2A
Documents Ordered from WNRC (# of new cases – 0)	1	1	WNRC
Tasked for Search (E-Task/E-mail) (# of new cases –0)	176	181	Element
Awaiting Search by FOIA Staff (WISE/ISM) (# of new cases –9)	169	165	FAC2A
Tasked for Review (E-Task/E-mail) (# of new cases – 0)	105	107	Element
Sent for Contractor Review	0	0	Contractor
Referred to Other Agencies for Review & Return (# of new cases – 0)	96	99	Gov't Agencies
Returned from Element/Ready for Work (# of new cases - 0)	264	262	FAC2A
Still Interested Letter Sent To Requester (fee estimates)	0	0	Requester
Assigned to FOIA Staff (# of new Cases – 0)	79	72	FAC2A
General Counsel (GC) Review	17	17	GC
Awaiting Signature (Team Lead) (# of new cases – 0)	101	94	FAC2A
TOTAL	1,280	1,265	

# of Open Cases beginning FY15	876	# of Open Cases beginning FY16	1,088
# of New Cases For FY15	332	# of New Cases For FY16	449
# of Closed Cases	216	# of Closed Cases	273
Amended Case Impact	+2	Amended/Change in Request Type (+/-)	+1
FOIA Backlog as of 12 - 16 Jan 15	994	Current FOIA Backlog	1,265

of New Cases – 15

of Closed Cases – 30

[illegible]

FAC FOIA Backlog Status Weekly Report

11 – 15 Apr 16 (Revised)

Status	# of cases 4 – 8 Apr 16	# of cases 11 - 15 Apr 16	Location
Awaiting Tasking for Search (# of new cases –7)	98	105	FAC2A
Awaiting Tasking for Review (# of new cases – 0)	105	105	FAC2A
Awaiting IDO/SRB Review	2	2	FAC2A
Search Complete/Need Relevancy Check	3	3	FAC2A
Search Complete/No Records	0	0	
Ready for Scanning (# of new cases – 2)	142	144	FAC2A
Documents Ordered from WNRC (# of new cases – 0)	1	1	WNRC
Tasked for Search (E-Task/E-mail) (# of new cases –3)	173	176	Element
Awaiting Search by FOIA Staff (WISE/ISM) (# of new cases –9)	118	127	FAC2A
Tasked for Review (E-Task/E-mail) (# of new cases – 0)	93	94	Element
Sent for Contractor Review	0	0	Contractor
Referred to Other Agencies for Review & Return (# of new cases – 0)	102	102	Gov't Agencies
Returned from Element/Ready for Work (# of new cases - 7)	289	295	FAC2A
Still Interested Letter Sent To Requester (fee estimates)	0	0	Requester
Assigned to FOIA Staff (# of new Cases – 0)	87	87	FAC2A
General Counsel (GC) Review	17	17	GC
Awaiting Signature (Team Lead) (# of new cases – 3)	86	89	FAC2A
TOTAL	1,316	1347	

# of Open Cases beginning FY15	876	# of Open Cases beginning FY16	1,088
# of New Cases For FY15	688	# of New Cases For FY16	710
# of Closed Cases	548	# of Closed Cases	454
Amended Case Impact	+2	Amended/Change in Request Type (+/-)	+3
FOIA Backlog as of 13 - 17 Apr 15	1,018	Current FOIA Backlog	1,347

of New Cases – 31 (NOTE: # of new cases increased by 29 which were not included on the initial report)

of Closed Cases – 0

[illegible]

FAC FOIA Backlog Status Weekly Report

11 – 15 Apr 16

Status	# of cases 4 – 8 Apr 16	# of cases 11 - 15 Apr 16	Location
Awaiting Tasking for Search (# of new cases –1)	98	99	FAC2A
Awaiting Tasking for Review (# of new cases – 0)	105	105	FAC2A
Awaiting IDO/SRB Review	2	2	FAC2A
Search Complete/Need Relevancy Check	3	3	FAC2A
Search Complete/No Records	0	0	
Ready for Scanning (# of new cases – 0)	142	142	FAC2A
Documents Ordered from WNRC (# of new cases – 0)	1	1	WNRC
Tasked for Search (E-Task/E-mail) (# of new cases –0)	173	173	Element
Awaiting Search by FOIA Staff (WISE/ISM) (# of new cases –0)	118	118	FAC2A
Tasked for Review (E-Task/E-mail) (# of new cases – 0)	93	94	Element
Sent for Contractor Review	0	0	Contractor
Referred to Other Agencies for Review & Return (# of new cases – 0)	102	102	Gov't Agencies
Returned from Element/Ready for Work (# of new cases - 1)	289	289	FAC2A
Still Interested Letter Sent To Requester (fee estimates)	0	0	Requester
Assigned to FOIA Staff (# of new Cases – 0)	87	87	FAC2A
General Counsel (GC) Review	17	17	GC
Awaiting Signature (Team Lead) (# of new cases – 0)	86	86	FAC2A
TOTAL	1,316	1,318	

# of Open Cases beginning FY15	876	# of Open Cases beginning FY16	1,088
# of New Cases For FY15	688	# of New Cases For FY16	681
# of Closed Cases	548	# of Closed Cases	454
Amended Case Impact	+2	Amended/Change in Request Type (+/-)	+3
FOIA Backlog as of 13 - 17 Apr 15	1,018	Current FOIA Backlog	1,318

of New Cases – 2

of Closed Cases – 0

[illegible]

FAC FOIA Backlog Status Weekly Report

9 – 15 May 16

Status	# of cases 2 – 6 May 06	# of cases 9 – 15 May 16	Location
Awaiting Tasking for Search (# of new cases – 1)	104	131	FAC2A
Awaiting Tasking for Review (# of new cases – 1)	106	111	FAC2A
Awaiting IDO/SRB Review	2	2	FAC2A
Search Complete/Need Relevancy Check	15	3	FAC2A
Search Complete/No Records	0	0	
Ready for Scanning (# of new cases – 1)	151	148	FAC2A
Documents Ordered from WNRC (# of new cases – 0)	1	1	WNRC
Tasked for Search (E-Task/E-mail) (# of new cases –0)	190	174	Element
Awaiting Search by FOIA Staff (WISE/ISM) (# of new cases –10)	162	190	FAC2A
Tasked for Review (E-Task/E-mail) (# of new cases – 0)	92	91	Element
Sent for Contractor Review	0	0	Contractor
Referred to Other Agencies for Review & Return (# of new cases – 0)	96	97	Gov't Agencies
Returned from Element/Ready for Work (# of new cases - 5)	306	313	FAC2A
Still Interested Letter Sent To Requester (fee estimates)	0	0	Requester
Assigned to FOIA Staff (# of new Cases – 0)	88	88	FAC2A
General Counsel (GC) Review	17	17	GC
Awaiting Signature (Team Lead) (# of new cases – 0)	129	85	FAC2A
TOTAL	1,459	1,451	

# of Open Cases beginning FY15	876	# of Open Cases beginning FY16	1,088
# of New Cases For FY15	770	# of New Cases For FY16	843
# of Closed Cases	625	# of Closed Cases	482
Amended Case Impact	+3	Amended/Change in Request Type (+/-)	+2
FOIA Backlog as of 11 - 15 May 15	1,024	Current FOIA Backlog	1,451

of New Cases – 18

of Closed Cases – 26

[illegible]

FAC FOIA Backlog Status Weekly Report

09 - 13 Nov 15

Status	# of cases 02 – 06 Nov	# of cases 09 - 13 Nov	Location
Awaiting Tasking for Search (# of new cases –3)	90	90	FAC2A
Awaiting Tasking for Review (# of new cases –0)	95	95	FAC2A
Awaiting IDO/SRB Review	2	2	FAC2A
Search Complete/Need Relevancy Check	5	5	FAC2A
Search Complete/No Records	0	0	
Ready for Scanning (# of new cases – 7)	84	89	FAC2A
Documents Ordered from WNRC (# of new cases – 0)	1	1	WNRC
Tasked for Search (E-Task/E-mail) (# of new cases –0)	174	173	Element
Awaiting Search by FOIA Staff (WISE/ISM) (# of new cases –43)	193	222	FAC2A
Tasked for Review (E-Task/E-mail) (# of new cases – 0)	112	114	Element
Sent for Contractor Review	0	0	Contractor
Referred to Other Agencies for Review & Return (# of new cases – 0)	94	95	Gov't Agencies
Returned from Element/Ready for Work (# of new cases - 0)	176	178	FAC2A
Still Interested Letter Sent To Requester (fee estimates)	0	0	Requester
Assigned to FOIA Staff (# of new Cases – 0)	91	89	FAC2A
General Counsel (GC) Review	19	19	GC
Awaiting Signature (Team Lead) (# of new cases – 0)	113	105	FAC2A
TOTAL	1,249	1,277	

# of Open Cases beginning FY15	876	# of Open Cases beginning FY16	1,088
# of New Cases For FY15	165	# of New Cases For FY16	239
# of Closed Cases	45	# of Closed Cases	50
Amended Case Impact	+1	Amended/Change in Request Type (+/-)	0
FOIA Backlog as of 10 - 14 Nov 14	997	Current FOIA Backlog	1,277

of New Cases – 53

of Closed Cases – 28

[illegible]

FAC FOIA Backlog Status Weekly Report

8 - 12 Feb 16

Status	# of cases 1 – 5 Feb 16	# of cases 8 – 12 Feb 16	Location
Awaiting Tasking for Search (# of new cases –2)	69	84	FAC2A
Awaiting Tasking for Review (# of new cases –0)	73	72	FAC2A
Awaiting IDO/SRB Review	2	2	FAC2A
Search Complete/Need Relevancy Check	3	3	FAC2A
Search Complete/No Records	0	0	
Ready for Scanning (# of new cases – 12)	143	144	FAC2A
Documents Ordered from WNRC (# of new cases – 0)	1	1	WNRC
Tasked for Search (E-Task/E-mail) (# of new cases –0)	178	176	Element
Awaiting Search by FOIA Staff (WISE/ISM) (# of new cases –7)	166	160	FAC2A
Tasked for Review (E-Task/E-mail) (# of new cases – 0)	100	101	Element
Sent for Contractor Review	0	0	Contractor
Referred to Other Agencies for Review & Return (# of new cases – 0)	98	97	Gov't Agencies
Returned from Element/Ready for Work (# of new cases - 2)	269	276	FAC2A
Still Interested Letter Sent To Requester (fee estimates)	0	0	Requester
Assigned to FOIA Staff (# of new Cases – 0)	70	79	FAC2A
General Counsel (GC) Review	17	17	GC
Awaiting Signature (Team Lead) (# of new cases – 0)	90	90	FAC2A
TOTAL	1,279	1,302	

# of Open Cases beginning FY15	876	# of Open Cases beginning FY16	1,088
# of New Cases For FY15	419	# of New Cases For FY16	527
# of Closed Cases	288	# of Closed Cases	314
Amended Case Impact	+1	Amended/Change in Request Type (+/-)	+1
FOIA Backlog as of 9 - 13 Feb 15	1,008	Current FOIA Backlog	1,302

of New Cases – 28

of Closed Cases –5

[illegible]

FAC FOIA Backlog Status Weekly Report

8 – 12 August 2016

Status	# of cases 1 – 5 Aug 16	# of cases 8 – 12 Aug 16	Location
Awaiting Tasking for Search (# of new cases –4)	154	158	FAC2A
Awaiting Tasking for Review (# of new cases – 1)	53	58	FAC2A
Awaiting IDO/SRB Review	2	2	FAC2A
Search Complete/Need Relevancy Check	8	9	FAC2A
Search Complete/No Records	0	0	
Ready for Scanning (# of new cases – 6)	262	278	FAC2A
Documents Ordered from WNRC (# of new cases – 0)	1	1	WNRC
Tasked for Search (E-Task/E-mail) (# of new cases – 0)	112	112	Element
Awaiting Search by FOIA Staff (WISE/ISM) (# of new cases – 10)	124	115	FAC2A
Tasked for Review (E-Task/E-mail) (# of new cases – 0)	129	127	Element
Sent for Contractor Review	0	0	Contractor
Referred to Other Agencies for Review & Return (# of new cases – 0)	97	98	Gov't Agencies
Returned from Element/Ready for Work (# of new cases - 0)	218	205	FAC2A
Still Interested Letter Sent To Requester (fee estimates)	1	1	Requester
Assigned to FOIA Staff (# of new Cases – 0)	129	130	FAC2A
General Counsel (GC) Review	17	17	GC
Awaiting Signature (Team Lead) (# of new cases – 0)	102	86	FAC2A
TOTAL	1,410	1,398	

# of Open Cases beginning FY15	876	# of Open Cases beginning FY16	1,088
# of New Cases For FY15	1071	# of New Cases For FY16	1090
# of Closed Cases	853	# of Closed Cases	783
Amended Case Impact	+3	Amended/Change in Request Type (+/-)	+3
FOIA Backlog as of 10 - 14 Aug 15	1,097	Current FOIA Backlog	1,398

of New Cases – 21

of Closed Cases – 33

[illegible]

FAC FOIA Backlog Status Weekly Report

7 – 11 Mar 16

Status	# of cases 29 Feb – 4 Mar 16	# of cases 7 – 11 Mar 16	Location
Awaiting Tasking for Search (# of new cases –3)	76	80	FAC2A
Awaiting Tasking for Review (# of new cases –1)	82	82	FAC2A
Awaiting IDO/SRB Review	2	2	FAC2A
Search Complete/Need Relevancy Check	3	3	FAC2A
Search Complete/No Records	0	0	
Ready for Scanning (# of new cases – 3)	139	153	FAC2A
Documents Ordered from WNRC (# of new cases – 0)	1	1	WNRC
Tasked for Search (E-Task/E-mail) (# of new cases –0)	181	178	Element
Awaiting Search by FOIA Staff (WISE/ISM) (# of new cases –7)	144	116	FAC2A
Tasked for Review (E-Task/E-mail) (# of new cases – 1)	110	110	Element
Sent for Contractor Review	0	0	Contractor
Referred to Other Agencies for Review & Return (# of new cases – 0)	99	102	Gov't Agencies
Returned from Element/Ready for Work (# of new cases - 4)	274	265	FAC2A
Still Interested Letter Sent To Requester (fee estimates)	0	0	Requester
Assigned to FOIA Staff (# of new Cases – 0)	68	89	FAC2A
General Counsel (GC) Review	17	17	GC
Awaiting Signature (Team Lead) (# of new cases – 0)	91	79	FAC2A
TOTAL	1,287	1,277	

# of Open Cases beginning FY15	876	# of Open Cases beginning FY16	1,088
# of New Cases For FY15	497	# of New Cases For FY16	604
# of Closed Cases	341	# of Closed Cases	417
Amended Case Impact	+2	Amended/Change in Request Type (+/-)	+2
FOIA Backlog as of 9 – 13 Mar 15	1,034	Current FOIA Backlog	1,277

of New Cases – 19

of Closed Cases – 29

[illegible]

FAC FOIA Backlog Status Weekly Report

07 – 11 Dec 15

Status	# of cases 30 Nov – 04 Dec	# of cases 07 – 11 Dec	Location
Awaiting Tasking for Search (# of new cases –2)	79	77	FAC2A
Awaiting Tasking for Review (# of new cases –0)	87	80	FAC2A
Awaiting IDO/SRB Review	2	2	FAC2A
Search Complete/Need Relevancy Check	5	5	FAC2A
Search Complete/No Records	0	0	
Ready for Scanning (# of new cases – 2)	125	111	FAC2A
Documents Ordered from WNRC (# of new cases – 0)	1	1	WNRC
Tasked for Search (E-Task/E-mail) (# of new cases –0)	166	168	Element
Awaiting Search by FOIA Staff (WISE/ISM) (# of new cases –12)	182	178	FAC2A
Tasked for Review (E-Task/E-mail) (# of new cases – 0)	105	107	Element
Sent for Contractor Review	0	0	Contractor
Referred to Other Agencies for Review & Return (# of new cases – 0)	99	99	Gov't Agencies
Returned from Element/Ready for Work (# of new cases - 0)	202	230	FAC2A
Still Interested Letter Sent To Requester (fee estimates)	0	0	Requester
Assigned to FOIA Staff (# of new Cases – 0)	92	77	FAC2A
General Counsel (GC) Review	19	19	GC
Awaiting Signature (Team Lead) (# of new cases – 5	103	98	FAC2A
TOTAL	1,267	1,252	

# of Open Cases beginning FY15	876	# of Open Cases beginning FY16	1,088
# of New Cases For FY15	245	# of New Cases For FY16	360
# of Closed Cases	157	# of Closed Cases	197
Amended Case Impact	0	Amended/Change in Request Type (+/-)	+1
FOIA Backlog as of 8 - 12 Dec 14	964	Current FOIA Backlog	1,252

of New Cases – 16

of Closed Cases – 32

[illegible]

FAC FOIA Backlog Status Weekly Report

6 – 10 Jun 2016

Status	# of cases 30 May – 3 Jun 16	# of cases 6 – 10 Jun 16	Location
Awaiting Tasking for Search (# of new cases –3)	108	124	FAC2A
Awaiting Tasking for Review (# of new cases – 0)	108	115	FAC2A
Awaiting IDO/SRB Review	2	2	FAC2A
Search Complete/Need Relevancy Check	16	14	FAC2A
Search Complete/No Records	0	0	
Ready for Scanning (# of new cases – 6)	170	181	FAC2A
Documents Ordered from WNRC (# of new cases – 0)	1	1	WNRC
Tasked for Search (E-Task/E-mail) (# of new cases – 0)	182	161	Element
Awaiting Search by FOIA Staff (WISE/ISM) (# of new cases – 5)	158	150	FAC2A
Tasked for Review (E-Task/E-mail) (# of new cases – 0)	95	93	Element
Sent for Contractor Review	0	0	Contractor
Referred to Other Agencies for Review & Return (# of new cases – 0)	95	95	Gov't Agencies
Returned from Element/Ready for Work (# of new cases - 0)	310	291	FAC2A
Still Interested Letter Sent To Requester (fee estimates)	0	0	Requester
Assigned to FOIA Staff (# of new Cases – 0)	90	94	FAC2A
General Counsel (GC) Review	17	17	GC
Awaiting Signature (Team Lead) (# of new cases – 0)	114	118	FAC2A
TOTAL	1,466	1,456	

# of Open Cases beginning FY15	876	# of Open Cases beginning FY16	1,088
# of New Cases For FY15	838	# of New Cases For FY16	911
# of Closed Cases	685	# of Closed Cases	545
Amended Case Impact	+4	Amended/Change in Request Type (+/-)	+2
FOIA Backlog as of 8 - 12 Jun 15	1,033	Current FOIA Backlog	1,456

of New Cases – 14

of Closed Cases – 24

[illegible]

FAC FOIA Backlog Status Weekly Report

22 - 26 August 2016

Status	# of cases 15 - 19 Aug 16	# of cases 22 - 26 Aug 16	Location
Awaiting Tasking for Search (# of new cases –2)	133	133	FAC2A
Awaiting Tasking for Review (# of new cases – 1)	55	54	FAC2A
Awaiting IDO/SRB Review	2	2	FAC2A
Search Complete/Need Relevancy Check	9	9	FAC2A
Search Complete/No Records	1	0	
Ready for Scanning (# of new cases – 4)	284	289	FAC2A
Documents Ordered from WNRC (# of new cases – 0)	1	1	WNRC
Tasked for Search (E-Task/E-mail) (# of new cases – 2)	110	112	Element
Awaiting Search by FOIA Staff (WISE/ISM) (# of new cases – 8)	107	106	FAC2A
Tasked for Review (E-Task/E-mail) (# of new cases – 0)	126	127	Element
Sent for Contractor Review	0	0	Contractor
Referred to Other Agencies for Review & Return (# of new cases – 0)	98	97	Gov't Agencies
Returned from Element/Ready for Work (# of new cases - 7)	215	209	FAC2A
Still Interested Letter Sent To Requester (fee estimates)	1	1	Requester
Assigned to FOIA Staff (# of new Cases – 0)	134	135	FAC2A
General Counsel (GC) Review	17	17	GC
Appeal SSS Coordination (# of new cases – 0)	1	1	
Awaiting Signature (Team Lead) (# of new cases – 1)	80	87	FAC2A
TOTAL	1,374	1,380	

# of Open Cases beginning FY15	876	# of Open Cases beginning FY16	1,088
# of New Cases For FY15	1120	# of New Cases For FY16	1126
# of Closed Cases	889	# of Closed Cases	837
Amended Case Impact	+3	Amended/Change in Request Type (+/-)	+3
FOIA Backlog as of 24 - 28 Aug 15	1,110	Current FOIA Backlog	1,380

of New Cases – 25

of Closed Cases – 19

[illegible]

FAC FOIA Backlog Status Weekly Report

22 - 26 Feb 16

Status	# of cases 15 - 19 Feb 16	# of cases 22 - 26 Feb 16	Location
Awaiting Tasking for Search (# of new cases –5)	82	78	FAC2A
Awaiting Tasking for Review (# of new cases –0)	68	63	FAC2A
Awaiting IDO/SRB Review	2	2	FAC2A
Search Complete/Need Relevancy Check	3	3	FAC2A
Search Complete/No Records	0	0	
Ready for Scanning (# of new cases – 3)	151	156	FAC2A
Documents Ordered from WNRC (# of new cases – 0)	1	1	WNRC
Tasked for Search (E-Task/E-mail) (# of new cases –0)	169	174	Element
Awaiting Search by FOIA Staff (WISE/ISM) (# of new cases –5)	160	153	FAC2A
Tasked for Review (E-Task/E-mail) (# of new cases – 0)	106	108	Element
Sent for Contractor Review	0	0	Contractor
Referred to Other Agencies for Review & Return (# of new cases – 0)	98	97	Gov't Agencies
Returned from Element/Ready for Work (# of new cases - 8)	276	275	FAC2A
Still Interested Letter Sent To Requester (fee estimates)	0	0	Requester
Assigned to FOIA Staff (# of new Cases – 0)	74	69	FAC2A
General Counsel (GC) Review	17	21	GC
Awaiting Signature (Team Lead) (# of new cases – 0)	102	88	FAC2A
TOTAL	1,309	1,288	

# of Open Cases beginning FY15	876	# of Open Cases beginning FY16	1,088
# of New Cases For FY15	446	# of New Cases For FY16	569
# of Closed Cases	296	# of Closed Cases	370
Amended Case Impact	+1	Amended/Change in Request Type (+/-)	+1
FOIA Backlog as of 23 - 27 Feb 15	1,027	Current FOIA Backlog	1,288

of New Cases – 21

of Closed Cases – 42

[illegible]

FAC FOIA Backlog Status Weekly Report

23 - 27 May 16

Status	# of cases 16 - 20 May 16	# of cases 23 - 27 May 16	Location
Awaiting Tasking for Search (# of new cases –1)	105	107	FAC2A
Awaiting Tasking for Review (# of new cases – 1)	109	105	FAC2A
Awaiting IDO/SRB Review	2	2	FAC2A
Search Complete/Need Relevancy Check	15	16	FAC2A
Search Complete/No Records	0	0	
Ready for Scanning (# of new cases – 6)	151	163	FAC2A
Documents Ordered from WNRC (# of new cases – 0)	1	1	WNRC
Tasked for Search (E-Task/E-mail) (# of new cases – 0)	191	184	Element
Awaiting Search by FOIA Staff (WISE/ISM) (# of new cases – 9)	179	160	FAC2A
Tasked for Review (E-Task/E-mail) (# of new cases – 0)	92	96	Element
Sent for Contractor Review	0	0	Contractor
Referred to Other Agencies for Review & Return (# of new cases – 0)	96	95	Gov't Agencies
Returned from Element/Ready for Work (# of new cases - 6)	319	311	FAC2A
Still Interested Letter Sent To Requester (fee estimates)	0	0	Requester
Assigned to FOIA Staff (# of new Cases – 0)	88	90	FAC2A
General Counsel (GC) Review	17	17	GC
Awaiting Signature (Team Lead) (# of new cases – 1)	102	114	FAC2A
TOTAL	1,467	1,461	

# of Open Cases beginning FY15	876	# of Open Cases beginning FY16	1,088
# of New Cases For FY15	796	# of New Cases For FY16	883
# of Closed Cases	644	# of Closed Cases	512
Amended Case Impact	+3	Amended/Change in Request Type (+/-)	+2
FOIA Backlog as of 25 - 29 May 15	1,031	Current FOIA Backlog	1,461

of New Cases – 24

of Closed Cases – 30

[illegible]

FAC FOIA Backlog Status Weekly Report

23 - 27 Nov 15

Status	# of cases 16 – 20 Nov	# of cases 23 - 27 Nov	Location
Awaiting Tasking for Search (# of new cases –3)	83	82	FAC2A
Awaiting Tasking for Review (# of new cases –0)	89	89	FAC2A
Awaiting IDO/SRB Review	2	2	FAC2A
Search Complete/Need Relevancy Check	5	5	FAC2A
Search Complete/No Records	0	0	
Ready for Scanning (# of new cases – 6)	109	116	FAC2A
Documents Ordered from WNRC (# of new cases – 0)	1	1	WNRC
Tasked for Search (E-Task/E-mail) (# of new cases –0)	171	172	Element
Awaiting Search by FOIA Staff (WISE/ISM) (# of new cases –5)	194	175	FAC2A
Tasked for Review (E-Task/E-mail) (# of new cases – 0)	114	106	Element
Sent for Contractor Review	0	0	Contractor
Referred to Other Agencies for Review & Return (# of new cases – 0)	99	97	Gov't Agencies
Returned from Element/Ready for Work (# of new cases - 0)	183	193	FAC2A
Still Interested Letter Sent To Requester (fee estimates)	0	0	Requester
Assigned to FOIA Staff (# of new Cases – 0)	93	92	FAC2A
General Counsel (GC) Review	19	1	GC
Awaiting Signature (Team Lead) (# of new cases – 0)	102	106	FAC2A
TOTAL	1,264	1,255	

# of Open Cases beginning FY15	876	# of Open Cases beginning FY16	1,088
# of New Cases For FY15	204	# of New Cases For FY16	304
# of Closed Cases	90	# of Closed Cases	137
Amended Case Impact	0	Amended/Change in Request Type (+/-)	0
FOIA Backlog as of 24 - 28 Nov 14	990	Current FOIA Backlog	1,255

of New Cases – 14

of Closed Cases – 23

[illegible]

FAC FOIA Backlog Status Weekly Report

25 - 29 Apr 16

Status	# of cases 11 – 15 Apr 16	# of cases 25 - 29 Apr 16	Location
Awaiting Tasking for Search (# of new cases –31)	99	130	FAC2A
Awaiting Tasking for Review (# of new cases – 3)	105	108	FAC2A
Awaiting IDO/SRB Review	2	2	FAC2A
Search Complete/Need Relevancy Check	3	3	FAC2A
Search Complete/No Records	0	0	
Ready for Scanning (# of new cases – 3)	142	145	FAC2A
Documents Ordered from WNRC (# of new cases – 0)	1	1	WNRC
Tasked for Search (E-Task/E-mail) (# of new cases –0)	173	173	Element
Awaiting Search by FOIA Staff (WISE/ISM) (# of new cases –67)	118	185	FAC2A
Tasked for Review (E-Task/E-mail) (# of new cases – 0)	94	93	Element
Sent for Contractor Review	0	0	Contractor
Referred to Other Agencies for Review & Return (# of new cases – 0)	102	102	Gov't Agencies
Returned from Element/Ready for Work (# of new cases - 1)	289	290	FAC2A
Still Interested Letter Sent To Requester (fee estimates)	0	0	Requester
Assigned to FOIA Staff (# of new Cases – 0)	87	87	FAC2A
General Counsel (GC) Review	17	17	GC
Awaiting Signature (Team Lead) (# of new cases – 0)	86	86	FAC2A
TOTAL	1,318	1,422	

# of Open Cases beginning FY15	876	# of Open Cases beginning FY16	1,088
# of New Cases For FY15	726	# of New Cases For FY16	785
# of Closed Cases	595	# of Closed Cases	454
Amended Case Impact	+3	Amended/Change in Request Type (+/-)	+3
FOIA Backlog as of 27 Apr – 1 May 15	1,010	Current FOIA Backlog	1,422

of New Cases – 104

of Closed Cases – 0

[illegible]

FAC FOIA Backlog Status Weekly Report

25 - 29 Apr 16 (REVISED-2)

Status	# of cases 18 - 22 Apr 16	# of cases 25 - 29 Apr 16	Location
Awaiting Tasking for Search (# of new cases –7)	108	118	FAC2A
Awaiting Tasking for Review (# of new cases – 2)	108	109	FAC2A
Awaiting IDO/SRB Review	2	2	FAC2A
Search Complete/Need Relevancy Check	3	3	FAC2A
Search Complete/No Records	0	0	
Ready for Scanning (# of new cases – 0)	150	146	FAC2A
Documents Ordered from WNRC (# of new cases – 0)	1	1	WNRC
Tasked for Search (E-Task/E-mail) (# of new cases –0)	176	174	Element
Awaiting Search by FOIA Staff (WISE/ISM) (# of new cases –4)	161	165	FAC2A
Tasked for Review (E-Task/E-mail) (# of new cases – 0)	94	91	Element
Sent for Contractor Review	0	0	Contractor
Referred to Other Agencies for Review & Return (# of new cases – 0)	102	97	Gov't Agencies
Returned from Element/Ready for Work (# of new cases - 0)	297	306	FAC2A
Still Interested Letter Sent To Requester (fee estimates)	0	0	Requester
Assigned to FOIA Staff (# of new Cases – 0)	87	88	FAC2A
General Counsel (GC) Review	17	17	GC
Awaiting Signature (Team Lead) (# of new cases – 12)	96	109	FAC2A
TOTAL	1,402	1,426	

# of Open Cases beginning FY15	876	# of Open Cases beginning FY16	1,088
# of New Cases For FY15	726	# of New Cases For FY16	790
# of Closed Cases	595	# of Closed Cases	454
Amended Case Impact	+3	Amended/Change in Request Type (+/-)	+2
FOIA Backlog as of 27 Apr – 2 May 15	1,010	Current FOIA Backlog	1,426

of New Cases – 25 (NOTE: The # of new cases was adjusted to reflect the actual cases received this reporting period)

of Closed Cases – 0

[illegible]

FAC FOIA Backlog Status Weekly Report

25 - 29 Apr 16 (REVISED)

Status	# of cases 11 – 15 Apr 16	# of cases 25 - 29 Apr 16	Location
Awaiting Tasking for Search (# of new cases –19)	99	118	FAC2A
Awaiting Tasking for Review (# of new cases – 5)	105	109	FAC2A
Awaiting IDO/SRB Review	2	2	FAC2A
Search Complete/Need Relevancy Check	3	3	FAC2A
Search Complete/No Records	0	0	
Ready for Scanning (# of new cases – 4)	142	146	FAC2A
Documents Ordered from WNRC (# of new cases – 0)	1	1	WNRC
Tasked for Search (E-Task/E-mail) (# of new cases –0)	173	174	Element
Awaiting Search by FOIA Staff (WISE/ISM) (# of new cases –50)	118	165	FAC2A
Tasked for Review (E-Task/E-mail) (# of new cases – 0)	94	91	Element
Sent for Contractor Review	0	0	Contractor
Referred to Other Agencies for Review & Return (# of new cases – 0)	102	97	Gov't Agencies
Returned from Element/Ready for Work (# of new cases - 9)	289	306	FAC2A
Still Interested Letter Sent To Requester (fee estimates)	0	0	Requester
Assigned to FOIA Staff (# of new Cases – 0)	87	88	FAC2A
General Counsel (GC) Review	17	17	GC
Awaiting Signature (Team Lead) (# of new cases – 21)	86	109	FAC2A
TOTAL	1,318	1,426	

# of Open Cases beginning FY15	876	# of Open Cases beginning FY16	1,088
# of New Cases For FY15	726	# of New Cases For FY16	789
# of Closed Cases	595	# of Closed Cases	454
Amended Case Impact	+3	Amended/Change in Request Type (+/-)	+3
FOIA Backlog as of 27 Apr – 2 May 15	1,010	Current FOIA Backlog	1,426

of New Cases – 108

of Closed Cases – 0

[illegible]

FAC FOIA Backlog Status Weekly Report

25 - 29 Jan 16

Status	# of cases 18 - 22 Jan 16	# of cases 25 - 29 Jan 16	Location
Awaiting Tasking for Search (# of new cases –1)	68	66	FAC2A
Awaiting Tasking for Review (# of new cases –0)	73	73	FAC2A
Awaiting IDO/SRB Review	2	2	FAC2A
Search Complete/Need Relevancy Check	3	3	FAC2A
Search Complete/No Records	0	0	
Ready for Scanning (# of new cases – 6)	124	132	FAC2A
Documents Ordered from WNRC (# of new cases – 0)	1	1	WNRC
Tasked for Search (E-Task/E-mail) (# of new cases –0)	176	178	Element
Awaiting Search by FOIA Staff (WISE/ISM) (# of new cases –13)	164	170	FAC2A
Tasked for Review (E-Task/E-mail) (# of new cases – 0)	106	103	Element
Sent for Contractor Review	0	0	Contractor
Referred to Other Agencies for Review & Return (# of new cases – 0)	100	100	Gov't Agencies
Returned from Element/Ready for Work (# of new cases - 0)	262	259	FAC2A
Still Interested Letter Sent To Requester (fee estimates)	0	0	Requester
Assigned to FOIA Staff (# of new Cases – 0)	72	71	FAC2A
General Counsel (GC) Review	17	17	GC
Awaiting Signature (Team Lead) (# of new cases – 0)	96	105	FAC2A
TOTAL	1,264	1,280	

# of Open Cases beginning FY15	876	# of Open Cases beginning FY16	1,088
# of New Cases For FY15	378	# of New Cases For FY16	476
# of Closed Cases	252	# of Closed Cases	285
Amended Case Impact	+1	Amended/Change in Request Type (+/-)	+1
FOIA Backlog as of 26 - 30 Jan 15	1003	Current FOIA Backlog	1,280

of New Cases – 20

of Closed Cases – 4

[illegible]

FAC FOIA Backlog Status Weekly Report

25 - 29 Jul 2016

Status	# of cases 18 - 22 Jul 16	# of cases 25 - 29 Jul 16	Location
Awaiting Tasking for Search (# of new cases –3)	152	150	FAC2A
Awaiting Tasking for Review (# of new cases – 0)	87	65	FAC2A
Awaiting IDO/SRB Review	2	2	FAC2A
Search Complete/Need Relevancy Check	8	8	FAC2A
Search Complete/No Records	0	0	
Ready for Scanning (# of new cases – 4)	223	233	FAC2A
Documents Ordered from WNRC (# of new cases – 0)	1	1	WNRC
Tasked for Search (E-Task/E-mail) (# of new cases – 0)	118	111	Element
Awaiting Search by FOIA Staff (WISE/ISM) (# of new cases – 13)	150	151	FAC2A
Tasked for Review (E-Task/E-mail) (# of new cases – 0)	111	128	Element
Sent for Contractor Review	0	0	Contractor
Referred to Other Agencies for Review & Return (# of new cases – 0)	100	100	Gov't Agencies
Returned from Element/Ready for Work (# of new cases - 1)	233	224	FAC2A
Still Interested Letter Sent To Requester (fee estimates)	0	1	Requester
Assigned to FOIA Staff (# of new Cases – 1)	103	111	FAC2A
General Counsel (GC) Review	17	17	GC
Awaiting Signature (Team Lead) (# of new cases – 0)	117	117	FAC2A
TOTAL	1,422	1,419	

# of Open Cases beginning FY15	876	# of Open Cases beginning FY16	1,088
# of New Cases For FY15	1,014	# of New Cases For FY16	1052
# of Closed Cases	799	# of Closed Cases	723
Amended Case Impact	+3	Amended/Change in Request Type (+/-)	+2
FOIA Backlog as of 27 - 31 Jul 15	1,094	Current FOIA Backlog	1,419

of New Cases – 22

of Closed Cases – 25

[illegible]

FAC FOIA Backlog Status Weekly Report

25 - 29 Jul 2016

Status	# of cases 18 - 22 Jul 16	# of cases 25 - 29 Jul 16	Location
Awaiting Tasking for Search (# of new cases –3)	152	150	FAC2A
Awaiting Tasking for Review (# of new cases – 0)	87	65	FAC2A
Awaiting IDO/SRB Review	2	2	FAC2A
Search Complete/Need Relevancy Check	8	8	FAC2A
Search Complete/No Records	0	0	
Ready for Scanning (# of new cases – 4)	223	233	FAC2A
Documents Ordered from WNRC (# of new cases – 0)	1	1	WNRC
Tasked for Search (E-Task/E-mail) (# of new cases – 0)	118	111	Element
Awaiting Search by FOIA Staff (WISE/ISM) (# of new cases – 13)	150	151	FAC2A
Tasked for Review (E-Task/E-mail) (# of new cases – 0)	111	128	Element
Sent for Contractor Review	0	0	Contractor
Referred to Other Agencies for Review & Return (# of new cases – 0)	100	100	Gov't Agencies
Returned from Element/Ready for Work (# of new cases - 1)	233	224	FAC2A
Still Interested Letter Sent To Requester (fee estimates)	0	1	Requester
Assigned to FOIA Staff (# of new Cases – 1)	103	111	FAC2A
General Counsel (GC) Review	17	17	GC
Awaiting Signature (Team Lead) (# of new cases – 0)	117	117	FAC2A
TOTAL	1,422	1,419	

# of Open Cases beginning FY15	876	# of Open Cases beginning FY16	1,088
# of New Cases For FY15	1,014	# of New Cases For FY16	1,047
# of Closed Cases	799	# of Closed Cases	719
Amended Case Impact	+3	Amended/Change in Request Type (+/-)	+3
FOIA Backlog as of 27 - 31 Jul 15	1,094	Current FOIA Backlog	1,419

of New Cases – 22 (NOTE: Due to an administrative error, the FY16 total # new cases reduced by 5)

of Closed Cases – 25 (NOTE: Due to an administrative error, the FY16 total # closed cases reduced by 4)

[illegible]

FAC FOIA Backlog Status Weekly Report

26 - 30 Oct 15

Status	# of cases 19 - 23 Oct	# of cases 26 - 30 Oct	Location
Awaiting Tasking for Search (# of new cases –3)	81	86	FAC2A
Awaiting Tasking for Review (# of new cases –0)	96	97	FAC2A
Awaiting IDO/SRB Review	2	2	FAC2A
Search Complete/Need Relevancy Check	5	5	FAC2A
Search Complete/No Records	0	0	
Ready for Scanning (# of new cases – 14)	65	82	FAC2A
Documents Ordered from WNRC (# of new cases – 0)	1	1	WNRC
Tasked for Search (E-Task/E-mail) (# of new cases –0)	194	182	Element
Awaiting Search by FOIA Staff (WISE/ISM) (# of new cases –14)	126	133	FAC2A
Tasked for Review (E-Task/E-mail) (# of new cases – 0)	116	104	Element
Sent for Contractor Review	0	0	Contractor
Referred to Other Agencies for Review & Return (# of new cases – 0)	89	93	Gov't Agencies
Returned from Element/Ready for Work (# of new cases - 0)	161	171	FAC2A
Still Interested Letter Sent To Requester (fee estimates)	0	0	Requester
Assigned to FOIA Staff (# of new Cases – 0)	85	86	FAC2A
General Counsel (GC) Review	19	19	GC
Awaiting Signature (Team Lead) (# of new cases – 1)	118	117	FAC2A
TOTAL	1,158	1,178	

# of Open Cases beginning FY15	876	# of Open Cases beginning FY16	1,088
# of New Cases For FY15	126*	# of New Cases For FY16	110
# of Closed Cases	22	# of Closed Cases	20
Amended Case Impact	+1	Amended/Change in Request Type (+/-)	0
FOIA Backlog as of 27 - 31 Oct 14	981	Current FOIA Backlog	1,178

of New Cases – 32

of Closed Cases – 12

[illegible]

FAC FOIA Backlog Status Weekly Report

26 - 30 Sep 2016

Status	# of cases 19 - 23 Sep 16	# of cases 26 - 30 Sep 16	Location
Awaiting Tasking for Search (# of new cases –6)	169	171	FAC2A
Awaiting Tasking for Review (# of new cases – 0)	55	43	FAC2A
Awaiting IDO/SRB Review	2	2	FAC2A
Search Complete/Need Relevancy Check	14	13	FAC2A
Search Complete/No Records	0	0	
Ready for Scanning (# of new cases – 8)	305	282	FAC2A
Documents Ordered from WNRC (# of new cases – 0)	1	1	WNRC
Tasked for Search (E-Task/E-mail) (# of new cases – 0)	93	105	Element
Awaiting Search by FOIA Staff (WISE/ISM) (# of new cases – 6)	98	71	FAC2A
Tasked for Review (E-Task/E-mail) (# of new cases – 0)	132	133	Element
Sent for Contractor Review	0	0	Contractor
Referred to Other Agencies for Review & Return (# of new cases – 0)	96	94	Gov't Agencies
Returned from Element/Ready for Work (# of new cases - 1)	208	187	FAC2A
Still Interested Letter Sent To Requester (fee estimates)	1	3	Requester
Assigned to FOIA Staff (# of new Cases – 2)	144	221	FAC2A
General Counsel (GC) Review	12	5	GC
Awaiting Signature (Team Lead) (# of new cases – 2)	97	109	FAC2A
TOTAL	1,427	1,440	

# of Open Cases beginning FY15	1,088	# of Open Cases beginning FY16	1,088
# of New Cases For FY15	8	# of New Cases For FY16	1,258
# of Closed Cases	2	# of Closed Cases	913
Amended Case Impact	0	Amended/Change in Request Type (+/-)	+7
FOIA Backlog as of 28 Sep – 2 Oct 15	1,094	Current FOIA Backlog	1,440

of New Cases – 25 (Note: Due to an administrative error, the # of new cases for FY16 increased by 1)

of Closed Cases – 13

[illegible]

FAC FOIA Backlog Status Weekly Report

27 Jun – 1 Jul 2016

Status	# of cases 20 – 24 Jun 16	# of cases 27 Jun – 1 Jul 16	Location
Awaiting Tasking for Search (# of new cases –5)	148	150	FAC2A
Awaiting Tasking for Review (# of new cases – 1)	104	110	FAC2A
Awaiting IDO/SRB Review	2	2	FAC2A
Search Complete/Need Relevancy Check	8	8	FAC2A
Search Complete/No Records	0	0	
Ready for Scanning (# of new cases – 6)	191	188	FAC2A
Documents Ordered from WNRC (# of new cases – 0)	1	1	WNRC
Tasked for Search (E-Task/E-mail) (# of new cases – 4)	138	135	Element
Awaiting Search by FOIA Staff (WISE/ISM) (# of new cases – 8)	146	153	FAC2A
Tasked for Review (E-Task/E-mail) (# of new cases – 0)	91	90	Element
Sent for Contractor Review	0	0	Contractor
Referred to Other Agencies for Review & Return (# of new cases – 0)	95	96	Gov't Agencies
Returned from Element/Ready for Work (# of new cases - 2)	251	245	FAC2A
Still Interested Letter Sent To Requester (fee estimates)	0	0	Requester
Assigned to FOIA Staff (# of new Cases – 0)	96	101	FAC2A
General Counsel (GC) Review	17	17	GC
Awaiting Signature (Team Lead) (# of new cases – 0)	112	123	FAC2A
TOTAL	1,400	1,419	

# of Open Cases beginning FY15	876	# of Open Cases beginning FY16	1,088
# of New Cases For FY15	905	# of New Cases For FY16	967
# of Closed Cases	730	# of Closed Cases	638
Amended Case Impact	+5	Amended/Change in Request Type (+/-)	+2
FOIA Backlog as of 29 Jun – 3 Jul 15	1,056	Current FOIA Backlog	1,419

of New Cases – 26

of Closed Cases – 7

[illegible]

FAC FOIA Backlog Status Weekly Report

28 Dec 15 – 01 Jan 16

Status	# of cases 21 – 25 Dec	# of cases 28 Dec – 1 Jan 16	Location
Awaiting Tasking for Search (# of new cases –4)	80	76	FAC2A
Awaiting Tasking for Review (# of new cases –0)	85	85	FAC2A
Awaiting IDO/SRB Review	2	2	FAC2A
Search Complete/Need Relevancy Check	3	3	FAC2A
Search Complete/No Records	0	0	
Ready for Scanning (# of new cases – 10)	113	16	FAC2A
Documents Ordered from WNRC (# of new cases – 0)	1	1	WNRC
Tasked for Search (E-Task/E-mail) (# of new cases –0)	167	176	Element
Awaiting Search by FOIA Staff (WISE/ISM) (# of new cases –6)	163	166	FAC2A
Tasked for Review (E-Task/E-mail) (# of new cases – 0)	102	101	Element
Sent for Contractor Review	0	0	Contractor
Referred to Other Agencies for Review & Return (# of new cases – 0)	98	96	Gov't Agencies
Returned from Element/Ready for Work (# of new cases - 0)	234	246	FAC2A
Still Interested Letter Sent To Requester (fee estimates)	0	0	Requester
Assigned to FOIA Staff (# of new Cases – 0)	88	83	FAC2A
General Counsel (GC) Review	17	17	GC
Awaiting Signature (Team Lead) (# of new cases – 0)	102	93	FAC2A
TOTAL	1,255	1,261	

# of Open Cases beginning FY15	876	# of Open Cases beginning FY16	1,088
# of New Cases For FY15	303	# of New Cases For FY16	410
# of Closed Cases	180	# of Closed Cases	238
Amended Case Impact	0	Amended/Change in Request Type (+/-)	+1
FOIA Backlog as of 29 Dec 14 – 2 Jan 15	999	Current FOIA Backlog	1,261

of New Cases – 20

of Closed Cases – 14

[illegible]

FAC FOIA Backlog Status Weekly Report

28 Mar - 1 Apr 16

Status	# of cases 21 – 25 Mar 16	# of cases 28 Mar – 1 Apr 16	Location
Awaiting Tasking for Search (# of new cases –8)	86	93	FAC2A
Awaiting Tasking for Review (# of new cases – 0)	103	103	FAC2A
Awaiting IDO/SRB Review	2	2	FAC2A
Search Complete/Need Relevancy Check	3	3	FAC2A
Search Complete/No Records	0	0	
Ready for Scanning (# of new cases – 7)	132	139	FAC2A
Documents Ordered from WNRC (# of new cases – 0)	1	1	WNRC
Tasked for Search (E-Task/E-mail) (# of new cases –0)	177	174	Element
Awaiting Search by FOIA Staff (WISE/ISM) (# of new cases –5)	123	123	FAC2A
Tasked for Review (E-Task/E-mail) (# of new cases – 0)	95	95	Element
Sent for Contractor Review	0	0	Contractor
Referred to Other Agencies for Review & Return (# of new cases – 0)	104	102	Gov't Agencies
Returned from Element/Ready for Work (# of new cases - 3)	277	284	FAC2A
Still Interested Letter Sent To Requester (fee estimates)	0	0	Requester
Assigned to FOIA Staff (# of new Cases – 1)	86	87	FAC2A
General Counsel (GC) Review	17	17	GC
Awaiting Signature (Team Lead) (# of new cases – 1)	86	87	FAC2A
TOTAL	1,292	1,313	

# of Open Cases beginning FY15	876	# of Open Cases beginning FY16	1,088
# of New Cases For FY15	637	# of New Cases For FY16	658
# of Closed Cases	457	# of Closed Cases	436
Amended Case Impact	+3	Amended/Change in Request Type (+/-)	+3
FOIA Backlog as of 30 Mar – 3 Apr 15	1,059	Current FOIA Backlog	1,313

of New Cases – 24

of Closed Cases – 4

[illegible]

FAC FOIA Backlog Status Weekly Report

28 Sep – 02 Oct 15

Status	# of cases 21 - 25 Sep	# of cases 28 Sep – 02 Oct	Location
Awaiting Tasking for Search (# of new cases –7)	80	85	FAC2A
Awaiting Tasking for Review (# of new cases –3)	95	97	FAC2A
Awaiting IDO/SRB Review	2	2	FAC2A
Search Complete/Need Relevancy Check	5	5	FAC2A
Search Complete/No Records	0	0	
Ready for Scanning (# of new cases –9)	36	47	FAC2A
Documents Ordered from WNRC (# of new cases – 0)	1	1	WNRC
Tasked for Search (E-Task/E-mail) (# of new cases –0)	177	180	Element
Awaiting Search by FOIA Staff (WISE/ISM) (# of new cases –6)	93	90	FAC2A
Tasked for Review (E-Task/E-mail) (# of new cases – 0)	123	120	Element
Sent for Contractor Review	0	0	Contractor
Referred to Other Agencies for Review & Return (# of new cases – 0)	84	87	Gov't Agencies
Returned from Element/Ready for Work (# of new cases - 3)	163	158	FAC2A
Still Interested Letter Sent To Requester (fee estimates)	0	0	Requester
Assigned to FOIA Staff (# of new Cases – 0)	81	86	FAC2A
General Counsel (GC) Review	19	19	GC
Awaiting Signature (Team Lead) (# of new cases – 4)	146	117	FAC2A
TOTAL	1,105	1,094	

# of Open Cases beginning FY15	876	# of Open Cases beginning FY16	1,088
# of New Cases For FY15	43	# of New Cases For FY16	8
# of Closed Cases	0	# of Closed Cases	2
Amended Case Impact	+1	Amended/Change in Request Type (+/-)	0
FOIA Backlog as of 29 Sep – 03 Oct 14	920	Current FOIA Backlog	1,094

of New Cases – 32

of Closed Cases – 44

[illegible]

FAC FOIA Backlog Status Weekly Report

29 Aug – 2 Sep 2016

Status	# of cases 22 - 26 Aug 16	# of cases 29 Aug – 2 Sep 16	Location
Awaiting Tasking for Search (# of new cases –2)	133	137	FAC2A
Awaiting Tasking for Review (# of new cases – 1)	54	54	FAC2A
Awaiting IDO/SRB Review	2	2	FAC2A
Search Complete/Need Relevancy Check	9	9	FAC2A
Search Complete/No Records	0	0	
Ready for Scanning (# of new cases – 3)	289	294	FAC2A
Documents Ordered from WNRC (# of new cases – 0)	1	1	WNRC
Tasked for Search (E-Task/E-mail) (# of new cases – 1)	112	110	Element
Awaiting Search by FOIA Staff (WISE/ISM) (# of new cases – 24)	106	118	FAC2A
Tasked for Review (E-Task/E-mail) (# of new cases – 0)	127	126	Element
Sent for Contractor Review	0	0	Contractor
Referred to Other Agencies for Review & Return (# of new cases – 0)	97	97	Gov't Agencies
Returned from Element/Ready for Work (# of new cases - 2)	209	206	FAC2A
Still Interested Letter Sent To Requester (fee estimates)	1	1	Requester
Assigned to FOIA Staff (# of new Cases – 0)	135	138	FAC2A
General Counsel (GC) Review	17	17	GC
Appeal SSS Coordination (# of new cases – 0)	1	0	
Awaiting Signature (Team Lead) (# of new cases – 0)	87	85	FAC2A
TOTAL	1,380	1,395	

# of Open Cases beginning FY15	876	# of Open Cases beginning FY16	1,088
# of New Cases For FY15	1133	# of New Cases For FY16	1,159
# of Closed Cases	911	# of Closed Cases	855
Amended Case Impact	+3	Amended/Change in Request Type (+/-)	+3
FOIA Backlog as of 31 Aug – 04 Sep 15	1,101	Current FOIA Backlog	1,395

of New Cases – 33

of Closed Cases – 18

[illegible]

FAC FOIA Backlog Status Weekly Report

29 Feb – 4 Mar 16

Status	# of cases 22 – 26 Feb 16	# of cases 29 Feb – 4 Mar 16	Location
Awaiting Tasking for Search (# of new cases –5)	78	76	FAC2A
Awaiting Tasking for Review (# of new cases –2)	63	82	FAC2A
Awaiting IDO/SRB Review	2	2	FAC2A
Search Complete/Need Relevancy Check	3	3	FAC2A
Search Complete/No Records	0	0	
Ready for Scanning (# of new cases – 0)	156	139	FAC2A
Documents Ordered from WNRC (# of new cases – 0)	1	1	WNRC
Tasked for Search (E-Task/E-mail) (# of new cases –0)	174	181	Element
Awaiting Search by FOIA Staff (WISE/ISM) (# of new cases –4)	153	144	FAC2A
Tasked for Review (E-Task/E-mail) (# of new cases – 0)	108	110	Element
Sent for Contractor Review	0	0	Contractor
Referred to Other Agencies for Review & Return (# of new cases – 0)	97	99	Gov't Agencies
Returned from Element/Ready for Work (# of new cases - 4)	275	274	FAC2A
Still Interested Letter Sent To Requester (fee estimates)	0	0	Requester
Assigned to FOIA Staff (# of new Cases – 0)	69	68	FAC2A
General Counsel (GC) Review	21	17	GC
Awaiting Signature (Team Lead) (# of new cases – 0)	88	91	FAC2A
TOTAL	1,288	1,287	

# of Open Cases beginning FY15	876	# of Open Cases beginning FY16	1,088
# of New Cases For FY15	461	# of New Cases For FY16	585
# of Closed Cases	318	# of Closed Cases	388
Amended Case Impact	+2	Amended/Change in Request Type (+/-)	+2
FOIA Backlog as of 2 – 6 Mar 15	1,021	Current FOIA Backlog	1,287

of New Cases – 16

of Closed Cases – 18

[illegible]

FAC FOIA Backlog Status Weekly Report

30 May – 3 Jun 2016

Status	# of cases 23 – 27 May 16	# of cases 30 May – 3 Jun 16	Location
Awaiting Tasking for Search (# of new cases –1)	107	108	FAC2A
Awaiting Tasking for Review (# of new cases – 0)	105	108	FAC2A
Awaiting IDO/SRB Review	2	2	FAC2A
Search Complete/Need Relevancy Check	16	16	FAC2A
Search Complete/No Records	0	0	
Ready for Scanning (# of new cases – 6)	163	170	FAC2A
Documents Ordered from WNRC (# of new cases – 0)	1	1	WNRC
Tasked for Search (E-Task/E-mail) (# of new cases – 0)	184	182	Element
Awaiting Search by FOIA Staff (WISE/ISM) (# of new cases – 7)	160	158	FAC2A
Tasked for Review (E-Task/E-mail) (# of new cases – 0)	96	95	Element
Sent for Contractor Review	0	0	Contractor
Referred to Other Agencies for Review & Return (# of new cases – 0)	95	95	Gov't Agencies
Returned from Element/Ready for Work (# of new cases - 0)	311	310	FAC2A
Still Interested Letter Sent To Requester (fee estimates)	0	0	Requester
Assigned to FOIA Staff (# of new Cases – 0)	90	90	FAC2A
General Counsel (GC) Review	17	17	GC
Awaiting Signature (Team Lead) (# of new cases – 0)	114	114	FAC2A
TOTAL	1,461	1,466	

# of Open Cases beginning FY15	876	# of Open Cases beginning FY16	1,088
# of New Cases For FY15	819	# of New Cases For FY16	897
# of Closed Cases	671	# of Closed Cases	521
Amended Case Impact	+3	Amended/Change in Request Type (+/-)	+2
FOIA Backlog as of 1 – 5 Jun 15	1,027	Current FOIA Backlog	1,466

of New Cases – 14

of Closed Cases – 9

[illegible]

FAC FOIA Backlog Status Weekly Report

30 Nov 15 – 04 Dec 15

Status	# of cases 23 - 27 Nov	# of cases 30 Nov – 04 Dec	Location
Awaiting Tasking for Search (# of new cases –2)	82	79	FAC2A
Awaiting Tasking for Review (# of new cases –1)	89	87	FAC2A
Awaiting IDO/SRB Review	2	2	FAC2A
Search Complete/Need Relevancy Check	5	5	FAC2A
Search Complete/No Records	0	0	
Ready for Scanning (# of new cases – 21)	116	125	FAC2A
Documents Ordered from WNRC (# of new cases – 0)	1	1	WNRC
Tasked for Search (E-Task/E-mail) (# of new cases –0)	172	166	Element
Awaiting Search by FOIA Staff (WISE/ISM) (# of new cases –11)	175	182	FAC2A
Tasked for Review (E-Task/E-mail) (# of new cases – 0)	106	105	Element
Sent for Contractor Review	0	0	Contractor
Referred to Other Agencies for Review & Return (# of new cases – 0)	97	99	Gov't Agencies
Returned from Element/Ready for Work (# of new cases - 0)	193	202	FAC2A
Still Interested Letter Sent To Requester (fee estimates)	0	0	Requester
Assigned to FOIA Staff (# of new Cases – 0)	92	92	FAC2A
General Counsel (GC) Review	1	19	GC
Awaiting Signature (Team Lead) (# of new cases – 5)	106	103	FAC2A
TOTAL	1,255	1,267	

# of Open Cases beginning FY15	876	# of Open Cases beginning FY16	1,088
# of New Cases For FY15	230	# of New Cases For FY16	344
# of Closed Cases	134	# of Closed Cases	165
Amended Case Impact	0	Amended/Change in Request Type (+/-)	0
FOIA Backlog as of 1 – 5 Dec 14	972	Current FOIA Backlog	1,267

of New Cases – 40

of Closed Cases – 28

[illegible]

FAC FOIA Backlog Status Weekly Report

01 – 05 June 2015

Status	# of cases 25 – 29 May	# of cases 01 – 05 June	Location
Awaiting Tasking for Search (# of new cases – 1)	85	87	FAC2A
Awaiting Tasking for Review (# of new cases –1)	65	64	FAC2A
Awaiting IDO/SRB Review	6	6	FAC2A
Search Complete/Need Relevancy Check	6	6	FAC2A
Search Complete/No Records	0	0	
Ready for Scanning (# of new cases – 2)	38	37	FAC2A
Documents Ordered from WNRC (# of new cases – 0)	2	2	WNRC
Tasked for Search (E-Task/E-mail) (# of new cases – 1)	131	134	Element
Awaiting Search by FOIA Staff (WISE/ISM) (# of new cases – 4)	102	101	FAC2A
Tasked for Review (E-Task/E-mail) (# of new cases – 0)	153	152	Element
Sent for Contractor Review	0	0	Contractor
Referred to Other Agencies for Review & Return (# of new cases – 0)	78	80	Gov't Agencies
Returned from Element/Ready for Work (# of new cases - 1)	150	154	FAC2A
Still Interested Letter Sent To Requester (fee estimates)	0	0	Requester
Assigned to FOIA Staff (# of new Cases – 1)	84	80	FAC2A
General Counsel (GC) Review	18	18	GC
Awaiting Signature (Team Lead) (# of new cases – 10)	113	106	FAC2A
TOTAL	1,031	1,027	

# of Open Cases beginning FY14	1018	# of Open Cases beginning FY15	876
# of New Cases For FY14	855	# of New Cases For FY15	819
# of Closed Cases	913	# of Closed Cases	671
Amended Case Impact	-3	Amended/Change in Request Type (+/-)	+3
FOIA Backlog as of 02 – 06 Jun 14	957	Current FOIA Backlog	1,027

of New Cases – 23

of Closed Cases – 27

[illegible]

FAC FOIA Backlog Status Weekly Report

1 - 5 December 2014

Status	# of cases 24 - 28 Nov	# of cases 1 - 5 Dec	Location
Awaiting Tasking for Search (# of new cases – 3)	110	114	FAC2A
Awaiting Tasking for Review (# of new cases – 0)	113	111	FAC2A
Awaiting IDO/SRB Review	0	0	FAC2A
Search Complete/Need Relevancy Check	0	0	FAC2A
Search Complete/No Records	0	0	
Ready for Scanning (# of new cases – 8)	16	27	FAC2A
Documents Ordered from WNRC (# of new cases – 0)	1	1	WNRC
Tasked for Search (E-Task/E-mail) (# of new cases – 0)	92	90	Element
Awaiting Search by FOIA Staff (WISE/ISM) (# of new cases – 7)	71	76	FAC2A
Tasked for Review (E-Task/E-mail) (# of new cases – 0)	108	100	Element
Sent for Contractor Review	0	0	Contractor
Referred to Other Agencies for Review & Return (# of new cases – 0)	81	80	Gov't Agencies
Returned from Element/Ready for Work (# of new cases - 5)	116	124	FAC2A
Still Interested Letter Sent To Requester (fee estimates)	0	0	Requester
Assigned to FOIA Staff (# of new Cases – 0)	113	107	FAC2A
General Counsel (GC) Review	26	19	GC
Awaiting Signature (Team Lead) (# of new cases – 3)	143	123	FAC2A
TOTAL	990	972	

# of Open Cases beginning FY14	1018	# of Open Cases beginning FY15	876
# of New Cases For FY14	247	# of New Cases For FY15	230
# of Closed Cases	278	# of Closed Cases	134
Amended Case Impact	-1	Amended/Change in Request Type (+/-)	0
FOIA Backlog as of 2 - 6 Dec 13	986	Current FOIA Backlog	972

of New Cases – 26

of Closed Cases – 44

[illegible]

FAC FOIA Backlog Status Weekly Report

2 – 6 February 2015

Status	# of cases 26 - 30 Jan	# of cases 2 - 6 Feb	Location
Awaiting Tasking for Search (# of new cases – 3)	107	103	FAC2A
Awaiting Tasking for Review (# of new cases – 0)	110	102	FAC2A
Awaiting IDO/SRB Review	0	0	FAC2A
Search Complete/Need Relevancy Check	2	3	FAC2A
Search Complete/No Records	0	0	
Ready for Scanning (# of new cases – 2)	16	14	FAC2A
Documents Ordered from WNRC (# of new cases – 0)	2	1	WNRC
Tasked for Search (E-Task/E-mail) (# of new cases – 0)	109	114	Element
Awaiting Search by FOIA Staff (WISE/ISM) (# of new cases – 7)	77	81	FAC2A
Tasked for Review (E-Task/E-mail) (# of new cases – 2)	117	130	Element
Sent for Contractor Review	0	0	Contractor
Referred to Other Agencies for Review & Return (# of new cases – 0)	66	65	Gov't Agencies
Returned from Element/Ready for Work (# of new cases - 0)	147	145	FAC2A
Still Interested Letter Sent To Requester (fee estimates)	0	0	Requester
Assigned to FOIA Staff (# of new Cases – 0)	115	112	FAC2A
General Counsel (GC) Review	18	18	GC
Awaiting Signature (Team Lead) (# of new cases – 0)	117	118	FAC2A
TOTAL	1,003	1,006	

# of Open Cases beginning FY14	1018	# of Open Cases beginning FY15	876
# of New Cases For FY14	474	# of New Cases For FY15	392
# of Closed Cases	497	# of Closed Cases	263
Amended Case Impact	-2	Amended/Change in Request Type (+/-)	+1
FOIA Backlog as of 3 - 7 Feb 14	993	Current FOIA Backlog	1,006

of New Cases – 14

of Closed Cases – 11

[illegible]

FAC FOIA Backlog Status Weekly Report

2 - 6 March 2015

Status	# of cases 23 - 27 Feb	# of cases 2 - 6 Mar	Location
Awaiting Tasking for Search (# of new cases – 3)	91	87	FAC2A
Awaiting Tasking for Review (# of new cases – 0)	100	93	FAC2A
Awaiting IDO/SRB Review	0	0	FAC2A
Search Complete/Need Relevancy Check	3	3	FAC2A
Search Complete/No Records	0	0	
Ready for Scanning (# of new cases – 3)	16	19	FAC2A
Documents Ordered from WNRC (# of new cases – 0)	1	1	WNRC
Tasked for Search (E-Task/E-mail) (# of new cases – 0)	138	132	Element
Awaiting Search by FOIA Staff (WISE/ISM) (# of new cases – 9)	82	88	FAC2A
Tasked for Review (E-Task/E-mail) (# of new cases – 0)	140	144	Element
Sent for Contractor Review	0	0	Contractor
Referred to Other Agencies for Review & Return (# of new cases – 0)	65	71	Gov't Agencies
Returned from Element/Ready for Work (# of new cases - 0)	133	136	FAC2A
Still Interested Letter Sent To Requester (fee estimates)	0	0	Requester
Assigned to FOIA Staff (# of new Cases – 0)	110	108	FAC2A
General Counsel (GC) Review	18	18	GC
Awaiting Signature (Team Lead) (# of new cases – 0)	130	121	FAC2A
TOTAL	1,027	1,021	

# of Open Cases beginning FY14	1018	# of Open Cases beginning FY15	876
# of New Cases For FY14	584	# of New Cases For FY15	461
# of Closed Cases	605	# of Closed Cases	318
Amended Case Impact	+1/-7	Amended/Change in Request Type (+/-)	+2
FOIA Backlog as of 3 - 7 Mar 14	991	Current FOIA Backlog	1,021

of New Cases – 15

of Closed Cases – 22

[illegible]

FAC FOIA Backlog Status Weekly Report

03 – 07 Aug 2015

Status	# of cases 27 – 31 Jul	# of cases 03 – 07 Aug	Location
Awaiting Tasking for Search (# of new cases –2)	92	86	FAC2A
Awaiting Tasking for Review (# of new cases –3)	69	75	FAC2A
Awaiting IDO/SRB Review	3	3	FAC2A
Search Complete/Need Relevancy Check	5	5	FAC2A
Search Complete/No Records	0	0	
Ready for Scanning (# of new cases –4)	50	39	FAC2A
Documents Ordered from WNRC (# of new cases – 0)	1	1	WNRC
Tasked for Search (E-Task/E-mail) (# of new cases –2)	161	165	Element
Awaiting Search by FOIA Staff (WISE/ISM) (# of new cases –14)	95	103	FAC2A
Tasked for Review (E-Task/E-mail) (# of new cases – 0)	143	142	Element
Sent for Contractor Review	0	0	Contractor
Referred to Other Agencies for Review & Return (# of new cases – 0)	82	81	Gov't Agencies
Returned from Element/Ready for Work (# of new cases - 8)	149	154	FAC2A
Still Interested Letter Sent To Requester (fee estimates)	0	0	Requester
Assigned to FOIA Staff (# of new Cases – 0)	75	86	FAC2A
General Counsel (GC) Review	19	19	GC
Awaiting Signature (Team Lead) (# of new cases – 2)	150	156	FAC2A
TOTAL	1,094	1,111	

# of Open Cases beginning FY14	1018	# of Open Cases beginning FY15	876
# of New Cases For FY14	1064	# of New Cases For FY15	1,049
# of Closed Cases	1115	# of Closed Cases	817
Amended Case Impact	+2	Amended/Change in Request Type (+/-)	+3
FOIA Backlog as of 04 – 08 Aug 14	969	Current FOIA Backlog	1,111

of New Cases – 35

of Closed Cases – 18

[illegible]

FAC FOIA Backlog Status Weekly Report

3 - 7 November 2014

Status	# of cases 27 - 31 Oct	# of cases 3 - 7 Nov	Location
Awaiting Tasking for Search (# of new cases – 1)	120	117	FAC2A
Awaiting Tasking for Review (# of new cases – 1)	108	110	FAC2A
Awaiting IDO/SRB Review	7	7	FAC2A
Search Complete/Need Relevancy Check	0	0	FAC2A
Search Complete/No Records	0	0	
Ready for Scanning (# of new cases – 4)	27	31	FAC2A
Documents Ordered from WNRC (# of new cases – 0)	1	1	WNRC
Tasked for Search (E-Task/E-mail) (# of new cases – 0)	77	77	Element
Awaiting Search by FOIA Staff (WISE/ISM) (# of new cases – 10)	80	90	FAC2A
Tasked for Review (E-Task/E-mail) (# of new cases – 0)	98	97	Element
Sent for Contractor Review	1	1	Contractor
Referred to Other Agencies for Review & Return (# of new cases – 0)	88	86	Gov't Agencies
Returned from Element/Ready for Work (# of new cases - 5)	115	117	FAC2A
Still Interested Letter Sent To Requester (fee estimates)	0	0	Requester
Assigned to FOIA Staff (# of new Cases – 0)	100	100	FAC2A
General Counsel (GC) Review	27	27	GC
Awaiting Signature (Team Lead) (# of new cases – 0)	132	122	FAC2A
TOTAL	981	983	

# of Open Cases beginning FY14	1018	# of Open Cases beginning FY15	876
# of New Cases For FY14	165	# of New Cases For FY15	147
# of Closed Cases	145	# of Closed Cases	41
Amended Case Impact	0	Amended/Change in Request Type (+/-)	+1
FOIA Backlog as of 4 - 8 Nov 13	1038	Current FOIA Backlog	983

of New Cases – 21

of Closed Cases – 19

[illegible]

FAC FOIA Backlog Status Weekly Report

04 – 08 May 2015

Status	# of cases 27 Apr – 1 May	# of cases 04 – 08 May	Location
Awaiting Tasking for Search (# of new cases – 0)	76	76	FAC2A
Awaiting Tasking for Review (# of new cases – 0)	68	66	FAC2A
Awaiting IDO/SRB Review	7	6	FAC2A
Search Complete/Need Relevancy Check	6	6	FAC2A
Search Complete/No Records	0	0	
Ready for Scanning (# of new cases – 5)	26	31	FAC2A
Documents Ordered from WNRC (# of new cases – 0)	2	2	WNRC
Tasked for Search (E-Task/E-mail) (# of new cases – 0)	145	141	Element
Awaiting Search by FOIA Staff (WISE/ISM) (# of new cases – 10)	104	108	FAC2A
Tasked for Review (E-Task/E-mail) (# of new cases – 0)	151	150	Element
Sent for Contractor Review	0	0	Contractor
Referred to Other Agencies for Review & Return (# of new cases – 0)	74	76	Gov't Agencies
Returned from Element/Ready for Work (# of new cases - 1)	142	144	FAC2A
Still Interested Letter Sent To Requester (fee estimates)	0	0	Requester
Assigned to FOIA Staff (# of new Cases – 0)	86	86	FAC2A
General Counsel (GC) Review	18	18	GC
Awaiting Signature (Team Lead) (# of new cases – 0)	105	103	FAC2A
TOTAL	1,010	1,013	

# of Open Cases beginning FY14	1018	# of Open Cases beginning FY15	876
# of New Cases For FY14	782	# of New Cases For FY15	742
# of Closed Cases	829	# of Closed Cases	608
Amended Case Impact	-4	Amended/Change in Request Type (+/-)	+3
FOIA Backlog as of 05 – 09 May 14	967	Current FOIA Backlog	1,013

of New Cases – 16

of Closed Cases – 13

[illegible]

FAC FOIA Backlog Status Weekly Report

5 – 9 January 2015

Status	# of cases 29 Dec – 2 Jan	# of cases 5 - 9 Jan	Location
Awaiting Tasking for Search (# of new cases – 8)	119	125	FAC2A
Awaiting Tasking for Review (# of new cases – 0)	113	115	FAC2A
Awaiting IDO/SRB Review	0	0	FAC2A
Search Complete/Need Relevancy Check	0	1	FAC2A
Search Complete/No Records	0	0	
Ready for Scanning (# of new cases – 1)	20	17	FAC2A
Documents Ordered from WNRC (# of new cases – 0)	2	2	WNRC
Tasked for Search (E-Task/E-mail) (# of new cases – 0)	97	96	Element
Awaiting Search by FOIA Staff (WISE/ISM) (# of new cases – 6)	79	80	FAC2A
Tasked for Review (E-Task/E-mail) (# of new cases – 0)	114	109	Element
Sent for Contractor Review	1	1	Contractor
Referred to Other Agencies for Review & Return (# of new cases – 0)	73	73	Gov't Agencies
Returned from Element/Ready for Work (# of new cases - 0)	131	141	FAC2A
Still Interested Letter Sent To Requester (fee estimates)	0	0	Requester
Assigned to FOIA Staff (# of new Cases – 0)	115	113	FAC2A
General Counsel (GC) Review	19	18	GC
Awaiting Signature (Team Lead) (# of new cases – 2)	116	109	FAC2A
TOTAL	999	1000	

# of Open Cases beginning FY14	1018	# of Open Cases beginning FY15	876
# of New Cases For FY14	377	# of New Cases For FY15	320
# of Closed Cases	379	# of Closed Cases	197
Amended Case Impact	-2	Amended/Change in Request Type (+/-)	+1
FOIA Backlog as of 6 - 10 Jan 14	1014	Current FOIA Backlog	1000

of New Cases – 17

of Closed Cases – 17

[illegible]

FAC FOIA Backlog Status Weekly Report

06 July – 11 July 2015

Status	# of cases 29 Jun – 03 Jul	# of cases 06 Jul – 10 Jul	Location
Awaiting Tasking for Search (# of new cases –6)	100	101	FAC2A
Awaiting Tasking for Review (# of new cases –0)	60	61	FAC2A
Awaiting IDO/SRB Review	6	6	FAC2A
Search Complete/Need Relevancy Check	5	5	FAC2A
Search Complete/No Records	0	0	
Ready for Scanning (# of new cases –6)	29	32	FAC2A
Documents Ordered from WNRC (# of new cases – 0)	1	1	WNRC
Tasked for Search (E-Task/E-mail) (# of new cases –2)	138	143	Element
Awaiting Search by FOIA Staff (WISE/ISM) (# of new cases –9)	107	108	FAC2A
Tasked for Review (E-Task/E-mail) (# of new cases – 0)	154	152	Element
Sent for Contractor Review	0	0	Contractor
Referred to Other Agencies for Review & Return (# of new cases – 0)	83	83	Gov't Agencies
Returned from Element/Ready for Work (# of new cases - 4)	158	157	FAC2A
Still Interested Letter Sent To Requester (fee estimates)	0	0	Requester
Assigned to FOIA Staff (# of new Cases – 0)	84	78	FAC2A
General Counsel (GC) Review	19	19	GC
Awaiting Signature (Team Lead) (# of new cases – 2)	112	121	FAC2A
TOTAL	1,056	1,067	

# of Open Cases beginning FY14	1018	# of Open Cases beginning FY15	876
# of New Cases For FY14	961	# of New Cases For FY15	934
# of Closed Cases	1016	# of Closed Cases	747
Amended Case Impact	-1	Amended/Change in Request Type (+/-)	+4
FOIA Backlog as of 07 – 12 Jul 14	962	Current FOIA Backlog	1,067

of New Cases – 29

of Closed Cases – 17

[illegible]

FAC FOIA Backlog Status Weekly Report

06 April – 10 April 2015

Status	# of cases 30 Mar – 3 Apr	# of cases 06 – 10 Apr	Location
Awaiting Tasking for Search (# of new cases – 0)	83	79	FAC2A
Awaiting Tasking for Review (# of new cases – 3)	70	73	FAC2A
Awaiting IDO/SRB Review	0	0	FAC2A
Search Complete/Need Relevancy Check	4	4	FAC2A
Search Complete/No Records	0	0	
Ready for Scanning (# of new cases – 3)	18	20	FAC2A
Documents Ordered from WNRC (# of new cases – 0)	1	1	WNRC
Tasked for Search (E-Task/E-mail) (# of new cases – 0)	137	139	Element
Awaiting Search by FOIA Staff (WISE/ISM) (# of new cases – 15)	148	130	FAC2A
Tasked for Review (E-Task/E-mail) (# of new cases – 1)	163	158	Element
Sent for Contractor Review	0	0	Contractor
Referred to Other Agencies for Review & Return (# of new cases – 0)	75	73	Gov't Agencies
Returned from Element/Ready for Work (# of new cases - 2)	124	137	FAC2A
Still Interested Letter Sent To Requester (fee estimates)	0	0	Requester
Assigned to FOIA Staff (# of new Cases – 0)	114	109	FAC2A
General Counsel (GC) Review	18	18	GC
Awaiting Signature (Team Lead) (# of new cases – 4)	104	124	FAC2A
TOTAL	1,059	1,065	

# of Open Cases beginning FY14	1018	# of Open Cases beginning FY15	876
# of New Cases For FY14	693	# of New Cases For FY15	665
# of Closed Cases	717	# of Closed Cases	478
Amended Case Impact	-4	Amended/Change in Request Type (+/-)	+2
FOIA Backlog as of 07 - 11 Apr 14	990	Current FOIA Backlog	1,065

of New Cases – 28

of Closed Cases – 21

[illegible]

FAC FOIA Backlog Status Weekly Report

6 - 10 October 2014

Status	# of cases 29 Sep – 3 Oct	# of cases 6 - 10 Oct	Location
Awaiting Tasking for Search (# of new cases – 0)	75	90	FAC2A
Awaiting Tasking for Review (# of new cases – 0)	55	69	FAC2A
Awaiting IDO/SRB Review	7	7	FAC2A
Search Complete/Need Relevancy Check	0	0	FAC2A
Search Complete/No Records	0	0	
Ready for Scanning (# of new cases – 10)	31	34	FAC2A
Documents Ordered from WNRC (# of new cases – 0)	1	1	WNRC
Tasked for Search (E-Task/E-mail) (# of new cases – 0)	105	98	Element
Awaiting Search by FOIA Staff (WISE/ISM) (# of new cases – 4)	81	69	FAC2A
Tasked for Review (E-Task/E-mail) (# of new cases – 0)	155	138	Element
Sent for Contractor Review	0	0	Contractor
Referred to Other Agencies for Review & Return (# of new cases – 0)	95	96	Gov't Agencies
Returned from Element/Ready for Work (# of new cases - 3)	71	84	FAC2A
Still Interested Letter Sent To Requester (fee estimates)	2	2	Requester
Assigned to FOIA Staff (# of new Cases – 0)	100	97	FAC2A
General Counsel (GC) Review	30	29	GC
Awaiting Signature (Team Lead) (# of new cases – 0)	112	123	FAC2A
TOTAL	920	937	

# of Open Cases beginning FY14	1018	# of Open Cases beginning FY15	876
# of New Cases For FY14	54	# of New Cases For FY15	60
# of Closed Cases	2	# of Closed Cases	1
Amended Case Impact	0	Amended/Change in Request Type (+/-)	+2
FOIA Backlog as of 7 - 11 Oct 13	1070	Current FOIA Backlog	937

of New Cases – 17

of Closed Cases – 1

[illegible]

FAC FOIA Backlog Status Weekly Report

07 – 11 Sept 15

Status	# of cases 31 Aug – 4 Sept	# of cases 07 – 11 Sept	Location
Awaiting Tasking for Search (# of new cases –5)	76	80	FAC2A
Awaiting Tasking for Review (# of new cases –0)	94	95	FAC2A
Awaiting IDO/SRB Review	2	2	FAC2A
Search Complete/Need Relevancy Check	5	5	FAC2A
Search Complete/No Records	0	0	
Ready for Scanning (# of new cases –6)	39	40	FAC2A
Documents Ordered from WNRC (# of new cases – 0)	1	1	WNRC
Tasked for Search (E-Task/E-mail) (# of new cases –2)	179	180	Element
Awaiting Search by FOIA Staff (WISE/ISM) (# of new cases –7)	95	96	FAC2A
Tasked for Review (E-Task/E-mail) (# of new cases – 0)	135	127	Element
Sent for Contractor Review	0	0	Contractor
Referred to Other Agencies for Review & Return (# of new cases – 0)	84	85	Gov't Agencies
Returned from Element/Ready for Work (# of new cases - 1)	164	169	FAC2A
Still Interested Letter Sent To Requester (fee estimates)	0	0	Requester
Assigned to FOIA Staff (# of new Cases – 0)	78	79	FAC2A
General Counsel (GC) Review	19	19	GC
Awaiting Signature (Team Lead) (# of new cases – 0)	130	130	FAC2A
TOTAL	1,101	1,108	

# of Open Cases beginning FY14	1018	# of Open Cases beginning FY15	876
# of New Cases For FY14	1168	# of New Cases For FY15	1154
# of Closed Cases	1266	# of Closed Cases	926
Amended Case Impact	+2	Amended/Change in Request Type (+/-)	+4
FOIA Backlog as of 08 - 13 Sept 14	922	Current FOIA Backlog	1,108

of New Cases – 21

of Closed Cases – 15

[illegible]

FAC FOIA Backlog Status Weekly Report

8 - 12 December 2014

Status	# of cases 1 - 5 Dec	# of cases 8 - 12 Dec	Location
Awaiting Tasking for Search (# of new cases – 0)	114	108	FAC2A
Awaiting Tasking for Review (# of new cases – 2)	111	118	FAC2A
Awaiting IDO/SRB Review	0	0	FAC2A
Search Complete/Need Relevancy Check	0	0	FAC2A
Search Complete/No Records	0	0	
Ready for Scanning (# of new cases – 1)	27	16	FAC2A
Documents Ordered from WNRC (# of new cases – 0)	1	2	WNRC
Tasked for Search (E-Task/E-mail) (# of new cases – 2)	90	99	Element
Awaiting Search by FOIA Staff (WISE/ISM) (# of new cases – 3)	76	69	FAC2A
Tasked for Review (E-Task/E-mail) (# of new cases – 1)	100	105	Element
Sent for Contractor Review	0	1	Contractor
Referred to Other Agencies for Review & Return (# of new cases – 0)	80	80	Gov't Agencies
Returned from Element/Ready for Work (# of new cases - 5)	124	123	FAC2A
Still Interested Letter Sent To Requester (fee estimates)	0	0	Requester
Assigned to FOIA Staff (# of new Cases – 0)	107	109	FAC2A
General Counsel (GC) Review	19	19	GC
Awaiting Signature (Team Lead) (# of new cases – 1)	123	115	FAC2A
TOTAL	972	964	

# of Open Cases beginning FY14	1018	# of Open Cases beginning FY15	876
# of New Cases For FY14	258	# of New Cases For FY15	245
# of Closed Cases	290	# of Closed Cases	157
Amended Case Impact	-1	Amended/Change in Request Type (+/-)	0
FOIA Backlog as of 9 -13 Dec 13	985	Current FOIA Backlog	964

of New Cases – 15

of Closed Cases – 23

[illegible]

FAC FOIA Backlog Status Weekly Report

08 - 12 June 2015

Status	# of cases 01 – 05 June	# of cases 08 - 12 June	Location
Awaiting Tasking for Search (# of new cases –8)	87	92	FAC2A
Awaiting Tasking for Review (# of new cases –0)	64	61	FAC2A
Awaiting IDO/SRB Review	6	6	FAC2A
Search Complete/Need Relevancy Check	6	6	FAC2A
Search Complete/No Records	0	0	
Ready for Scanning (# of new cases –1)	37	32	FAC2A
Documents Ordered from WNRC (# of new cases – 0)	2	2	WNRC
Tasked for Search (E-Task/E-mail) (# of new cases –0)	134	137	Element
Awaiting Search by FOIA Staff (WISE/ISM) (# of new cases –3)	101	98	FAC2A
Tasked for Review (E-Task/E-mail) (# of new cases – 0)	152	158	Element
Sent for Contractor Review	0	0	Contractor
Referred to Other Agencies for Review & Return (# of new cases – 0)	80	82	Gov't Agencies
Returned from Element/Ready for Work (# of new cases - 0)	154	154	FAC2A
Still Interested Letter Sent To Requester (fee estimates)	0	0	Requester
Assigned to FOIA Staff (# of new Cases – 0)	80	84	FAC2A
General Counsel (GC) Review	18	19	GC
Awaiting Signature (Team Lead) (# of new cases – 7)	106	102	FAC2A
TOTAL	1,027	1,033	

# of Open Cases beginning FY14	1018	# of Open Cases beginning FY15	876
# of New Cases For FY14	875	# of New Cases For FY15	838
# of Closed Cases	942	# of Closed Cases	685
Amended Case Impact	-4	Amended/Change in Request Type (+/-)	+4
FOIA Backlog as of 9 - 14 Jun 14	947	Current FOIA Backlog	1,033

of New Cases – 19

of Closed Cases – 14

[illegible]

FAC FOIA Backlog Status Weekly Report

9 - 13 February 2015

Status	# of cases 2 - 6 Feb	# of cases 9 - 13 Feb	Location
Awaiting Tasking for Search (# of new cases – 3)	103	99	FAC2A
Awaiting Tasking for Review (# of new cases – 2)	102	95	FAC2A
Awaiting IDO/SRB Review	0	0	FAC2A
Search Complete/Need Relevancy Check	3	3	FAC2A
Search Complete/No Records	0	0	
Ready for Scanning (# of new cases – 8)	14	21	FAC2A
Documents Ordered from WNRC (# of new cases – 0)	1	1	WNRC
Tasked for Search (E-Task/E-mail) (# of new cases – 0)	114	122	Element
Awaiting Search by FOIA Staff (WISE/ISM) (# of new cases – 2)	81	78	FAC2A
Tasked for Review (E-Task/E-mail) (# of new cases – 0)	130	138	Element
Sent for Contractor Review	0	0	Contractor
Referred to Other Agencies for Review & Return (# of new cases – 0)	65	64	Gov't Agencies
Returned from Element/Ready for Work (# of new cases - 1)	145	143	FAC2A
Still Interested Letter Sent To Requester (fee estimates)	0	0	Requester
Assigned to FOIA Staff (# of new Cases – 0)	112	104	FAC2A
General Counsel (GC) Review	18	18	GC
Awaiting Signature (Team Lead) (# of new cases – 11)	118	122	FAC2A
TOTAL	1,006	1,008	

# of Open Cases beginning FY14	1018	# of Open Cases beginning FY15	876
# of New Cases For FY14	495	# of New Cases For FY15	419
# of Closed Cases	502	# of Closed Cases	288
Amended Case Impact	-2	Amended/Change in Request Type (+/-)	+1
FOIA Backlog as of 10 - 14 Feb 14	1009	Current FOIA Backlog	1,008

of New Cases – 27

of Closed Cases – 25

[illegible]

FAC FOIA Backlog Status Weekly Report

9 - 13 March 2015

Status	# of cases 2 - 6 Mar	# of cases 9 - 13 Mar	Location
Awaiting Tasking for Search (# of new cases – 5)	87	81	FAC2A
Awaiting Tasking for Review (# of new cases – 15)	93	100	FAC2A
Awaiting IDO/SRB Review	0	0	FAC2A
Search Complete/Need Relevancy Check	3	3	FAC2A
Search Complete/No Records	0	0	
Ready for Scanning (# of new cases – 0)	19	19	FAC2A
Documents Ordered from WNRC (# of new cases – 0)	1	1	WNRC
Tasked for Search (E-Task/E-mail) (# of new cases – 0)	132	144	Element
Awaiting Search by FOIA Staff (WISE/ISM) (# of new cases – 8)	88	88	FAC2A
Tasked for Review (E-Task/E-mail) (# of new cases – 0)	144	141	Element
Sent for Contractor Review	0	0	Contractor
Referred to Other Agencies for Review & Return (# of new cases – 0)	71	73	Gov't Agencies
Returned from Element/Ready for Work (# of new cases - 7)	136	135	FAC2A
Still Interested Letter Sent To Requester (fee estimates)	0	0	Requester
Assigned to FOIA Staff (# of new Cases – 0)	108	107	FAC2A
General Counsel (GC) Review	18	18	GC
Awaiting Signature (Team Lead) (# of new cases – 1)	121	124	FAC2A
TOTAL	1,021	1,034	

# of Open Cases beginning FY14	1018	# of Open Cases beginning FY15	876
# of New Cases For FY14	602	# of New Cases For FY15	497
# of Closed Cases	620	# of Closed Cases	341
Amended Case Impact	+4/-7	Amended/Change in Request Type (+/-)	+2
FOIA Backlog as of 10 - 14 Mar 14	997	Current FOIA Backlog	1,034

of New Cases – 36

of Closed Cases – 23

[illegible]

FAC FOIA Backlog Status Weekly Report

10 - 14 Aug 2015

Status	# of cases 03 – 07 Aug	# of cases 10 - 14 Aug	Location
Awaiting Tasking for Search (# of new cases –7)	86	89	FAC2A
Awaiting Tasking for Review (# of new cases –0)	75	83	FAC2A
Awaiting IDO/SRB Review	3	3	FAC2A
Search Complete/Need Relevancy Check	5	5	FAC2A
Search Complete/No Records	0	0	
Ready for Scanning (# of new cases –1)	39	31	FAC2A
Documents Ordered from WNRC (# of new cases – 0)	1	1	WNRC
Tasked for Search (E-Task/E-mail) (# of new cases –2)	165	168	Element
Awaiting Search by FOIA Staff (WISE/ISM) (# of new cases –5)	103	95	FAC2A
Tasked for Review (E-Task/E-mail) (# of new cases – 1)	142	144	Element
Sent for Contractor Review	0	0	Contractor
Referred to Other Agencies for Review & Return (# of new cases – 0)	81	80	Gov't Agencies
Returned from Element/Ready for Work (# of new cases - 4)	154	150	FAC2A
Still Interested Letter Sent To Requester (fee estimates)	0	0	Requester
Assigned to FOIA Staff (# of new Cases – 1)	86	80	FAC2A
General Counsel (GC) Review	19	19	GC
Awaiting Signature (Team Lead) (# of new cases – 1)	156	149	FAC2A
TOTAL	1,111	1,097	

# of Open Cases beginning FY14	1018	# of Open Cases beginning FY15	876
# of New Cases For FY14	1085	# of New Cases For FY15	1071
# of Closed Cases	1170	# of Closed Cases	853
Amended Case Impact	+2	Amended/Change in Request Type (+/-)	+3
FOIA Backlog as of 11 - 16 Aug 14	935	Current FOIA Backlog	1,097

of New Cases – 22

of Closed Cases – 36

[illegible]

FAC FOIA Backlog Status Weekly Report

10 – 14 November 2014

Status	# of cases 3 - 7 Nov	# of cases 10 - 14 Nov	Location
Awaiting Tasking for Search (# of new cases – 2)	117	110	FAC2A
Awaiting Tasking for Review (# of new cases – 1)	110	122	FAC2A
Awaiting IDO/SRB Review	7	7	FAC2A
Search Complete/Need Relevancy Check	0	0	FAC2A
Search Complete/No Records	0	0	
Ready for Scanning (# of new cases – 3)	31	20	FAC2A
Documents Ordered from WNRC (# of new cases – 0)	1	1	WNRC
Tasked for Search (E-Task/E-mail) (# of new cases – 1)	77	86	Element
Awaiting Search by FOIA Staff (WISE/ISM) (# of new cases – 8)	90	90	FAC2A
Tasked for Review (E-Task/E-mail) (# of new cases – 0)	97	92	Element
Sent for Contractor Review	1	1	Contractor
Referred to Other Agencies for Review & Return (# of new cases – 0)	86	87	Gov't Agencies
Returned from Element/Ready for Work (# of new cases - 3)	117	117	FAC2A
Still Interested Letter Sent To Requester (fee estimates)	0	0	Requester
Assigned to FOIA Staff (# of new Cases – 0)	100	106	FAC2A
General Counsel (GC) Review	27	27	GC
Awaiting Signature (Team Lead) (# of new cases – 0)	122	131	FAC2A
TOTAL	983	997	

# of Open Cases beginning FY14	1018	# of Open Cases beginning FY15	876
# of New Cases For FY14	182	# of New Cases For FY15	165
# of Closed Cases	164	# of Closed Cases	45
Amended Case Impact	0	Amended/Change in Request Type (+/-)	+1
FOIA Backlog as of 11 - 15 Nov 13	1036	Current FOIA Backlog	997

of New Cases – 18

of Closed Cases – 4

[illegible]

FAC FOIA Backlog Status Weekly Report

11 - 15 May 2015

Status	# of cases 04 – 08 May	# of cases 11 - 15 May	Location
Awaiting Tasking for Search (# of new cases – 4)	76	80	FAC2A
Awaiting Tasking for Review (# of new cases –0)	66	64	FAC2A
Awaiting IDO/SRB Review	6	6	FAC2A
Search Complete/Need Relevancy Check	6	6	FAC2A
Search Complete/No Records	0	0	
Ready for Scanning (# of new cases – 6)	31	37	FAC2A
Documents Ordered from WNRC (# of new cases – 0)	2	2	WNRC
Tasked for Search (E-Task/E-mail) (# of new cases – 3)	141	142	Element
Awaiting Search by FOIA Staff (WISE/ISM) (# of new cases – 8)	108	108	FAC2A
Tasked for Review (E-Task/E-mail) (# of new cases – 0)	150	154	Element
Sent for Contractor Review	0	0	Contractor
Referred to Other Agencies for Review & Return (# of new cases – 0)	76	78	Gov't Agencies
Returned from Element/Ready for Work (# of new cases - 0)	144	145	FAC2A
Still Interested Letter Sent To Requester (fee estimates)	0	0	Requester
Assigned to FOIA Staff (# of new Cases – 0)	86	84	FAC2A
General Counsel (GC) Review	18	18	GC
Awaiting Signature (Team Lead) (# of new cases – 7)	103	100	FAC2A
TOTAL	1,013	1,024	

# of Open Cases beginning FY14	1018	# of Open Cases beginning FY15	876
# of New Cases For FY14	807	# of New Cases For FY15	770
# of Closed Cases	846	# of Closed Cases	625
Amended Case Impact	-4	Amended/Change in Request Type (+/-)	+3
FOIA Backlog as of 12 - 16 May 14	975	Current FOIA Backlog	1,024

of New Cases – 28

of Closed Cases – 17

[illegible]

FAC FOIA Backlog Status Weekly Report

12 - 16 January 2015

Status	# of cases 5 - 9 Jan	# of cases 12 - 16 Jan	Location
Awaiting Tasking for Search (# of new cases – 0)	125	117	FAC2A
Awaiting Tasking for Review (# of new cases – 0)	115	117	FAC2A
Awaiting IDO/SRB Review	0	0	FAC2A
Search Complete/Need Relevancy Check	1	2	FAC2A
Search Complete/No Records	0	0	
Ready for Scanning (# of new cases – 1)	17	13	FAC2A
Documents Ordered from WNRC (# of new cases – 0)	2	2	WNRC
Tasked for Search (E-Task/E-mail) (# of new cases – 1)	96	100	Element
Awaiting Search by FOIA Staff (WISE/ISM) (# of new cases – 5)	80	76	FAC2A
Tasked for Review (E-Task/E-mail) (# of new cases – 0)	109	103	Element
Sent for Contractor Review	1	1	Contractor
Referred to Other Agencies for Review & Return (# of new cases – 0)	73	72	Gov't Agencies
Returned from Element/Ready for Work (# of new cases - 4)	141	144	FAC2A
Still Interested Letter Sent To Requester (fee estimates)	0	0	Requester
Assigned to FOIA Staff (# of new Cases – 0)	113	111	FAC2A
General Counsel (GC) Review	18	18	GC
Awaiting Signature (Team Lead) (# of new cases – 1)	109	118	FAC2A
TOTAL	1000	994	

# of Open Cases beginning FY14	1018	# of Open Cases beginning FY15	876
# of New Cases For FY14	389	# of New Cases For FY15	332
# of Closed Cases	409	# of Closed Cases	216
Amended Case Impact	-1	Amended/Change in Request Type (+/-)	+2
FOIA Backlog as of 13 - 17 Jan 14	997	Current FOIA Backlog	994

of New Cases – 12

of Closed Cases – 19

[illegible]

FAC FOIA Backlog Status Weekly Report

13 – 17 April 2015

Status	# of cases 06 – 10 Apr	# of cases 13 - 17 Apr	Location
Awaiting Tasking for Search (# of new cases – 0)	79	81	FAC2A
Awaiting Tasking for Review (# of new cases –0)	73	64	FAC2A
Awaiting IDO/SRB Review	0	0	FAC2A
Search Complete/Need Relevancy Check	4	6	FAC2A
Search Complete/No Records	0	0	
Ready for Scanning (# of new cases – 8)	20	27	FAC2A
Documents Ordered from WNRC (# of new cases – 0)	1	1	WNRC
Tasked for Search (E-Task/E-mail) (# of new cases – 0)	139	138	Element
Awaiting Search by FOIA Staff (WISE/ISM) (# of new cases – 13)	130	108	FAC2A
Tasked for Review (E-Task/E-mail) (# of new cases – 0)	158	164	Element
Sent for Contractor Review	0	0	Contractor
Referred to Other Agencies for Review & Return (# of new cases – 0)	73	72	Gov't Agencies
Returned from Element/Ready for Work (# of new cases - 0)	137	133	FAC2A
Still Interested Letter Sent To Requester (fee estimates)	0	0	Requester
Assigned to FOIA Staff (# of new Cases – 0)	109	101	FAC2A
General Counsel (GC) Review	18	18	GC
Awaiting Signature (Team Lead) (# of new cases – 2)	124	105	FAC2A
TOTAL	1,065	1,018	

# of Open Cases beginning FY14	1018	# of Open Cases beginning FY15	876
# of New Cases For FY14	716	# of New Cases For FY15	688
# of Closed Cases	747	# of Closed Cases	548
Amended Case Impact	-3	Amended/Change in Request Type (+/-)	+2
FOIA Backlog as of 14 - 18 Apr 14	984	Current FOIA Backlog	1,018

of New Cases – 23

of Closed Cases – 70

[illegible]

FAC FOIA Backlog Status Weekly Report

13 - 17 October 2014

Status	# of cases 6 - 10 Oct	# of cases 13 - 17 Oct	Location
Awaiting Tasking for Search (# of new cases – 0)	90	117	FAC2A
Awaiting Tasking for Review (# of new cases – 2)	69	103	FAC2A
Awaiting IDO/SRB Review	7	7	FAC2A
Search Complete/Need Relevancy Check	0	0	FAC2A
Search Complete/No Records	0	0	
Ready for Scanning (# of new cases – 3)	34	17	FAC2A
Documents Ordered from WNRC (# of new cases – 0)	1	1	WNRC
Tasked for Search (E-Task/E-mail) (# of new cases – 0)	98	72	Element
Awaiting Search by FOIA Staff (WISE/ISM) (# of new cases – 10)	69	75	FAC2A
Tasked for Review (E-Task/E-mail) (# of new cases – 0)	138	104	Element
Sent for Contractor Review	0	0	Contractor
Referred to Other Agencies for Review & Return (# of new cases – 0)	96	94	Gov't Agencies
Returned from Element/Ready for Work (# of new cases - 1)	84	104	FAC2A
Still Interested Letter Sent To Requester (fee estimates)	2	2	Requester
Assigned to FOIA Staff (# of new Cases – 0)	97	102	FAC2A
General Counsel (GC) Review	29	30	GC
Awaiting Signature (Team Lead) (# of new cases – 0)	123	122	FAC2A
TOTAL	937	950	

# of Open Cases beginning FY14	1018	# of Open Cases beginning FY15	876
# of New Cases For FY14	75	# of New Cases For FY15	76
# of Closed Cases	37	# of Closed Cases	4
Amended Case Impact	0	Amended/Change in Request Type (+/-)	+2
FOIA Backlog as of 14 - 18 Oct 13	1056	Current FOIA Backlog	950

of New Cases – 16

of Closed Cases – 3

[illegible]

FAC FOIA Backlog Status Weekly Report

13 - 18 July 2015

Status	# of cases 06 Jul – 10 Jul	# of cases 13 Jul - 18 Jul	Location
Awaiting Tasking for Search (# of new cases –4)	101	100	FAC2A
Awaiting Tasking for Review (# of new cases –0)	61	61	FAC2A
Awaiting IDO/SRB Review	6	6	FAC2A
Search Complete/Need Relevancy Check	5	5	FAC2A
Search Complete/No Records	0	0	
Ready for Scanning (# of new cases –2)	32	38	FAC2A
Documents Ordered from WNRC (# of new cases – 0)	1	1	WNRC
Tasked for Search (E-Task/E-mail) (# of new cases –0)	143	144	Element
Awaiting Search by FOIA Staff (WISE/ISM) (# of new cases –8)	108	102	FAC2A
Tasked for Review (E-Task/E-mail) (# of new cases – 0)	152	150	Element
Sent for Contractor Review	0	0	Contractor
Referred to Other Agencies for Review & Return (# of new cases – 0)	83	82	Gov't Agencies
Returned from Element/Ready for Work (# of new cases - 0)	157	147	FAC2A
Still Interested Letter Sent To Requester (fee estimates)	0	0	Requester
Assigned to FOIA Staff (# of new Cases – 0)	78	86	FAC2A
General Counsel (GC) Review	19	19	GC
Awaiting Signature (Team Lead) (# of new cases – 3)	121	119	FAC2A
TOTAL	1,067	1,060	

# of Open Cases beginning FY14	1018	# of Open Cases beginning FY15	876
# of New Cases For FY14	986	# of New Cases For FY15	951
# of Closed Cases	1042	# of Closed Cases	770
Amended Case Impact	-1	Amended/Change in Request Type (+/-)	+3
FOIA Backlog as of 14 - 18 Jul 14	961	Current FOIA Backlog	1,060

of New Cases – 17

of Closed Cases – 23

[illegible]

FAC FOIA Backlog Status Weekly Report

14 - 18 Sept 15

Status	# of cases 07 – 11 Sept	# of cases 14 – 18 Sept	Location
Awaiting Tasking for Search (# of new cases –1)	80	75	FAC2A
Awaiting Tasking for Review (# of new cases –0)	95	87	FAC2A
Awaiting IDO/SRB Review	2	2	FAC2A
Search Complete/Need Relevancy Check	5	5	FAC2A
Search Complete/No Records	0	0	
Ready for Scanning (# of new cases –4)	40	40	FAC2A
Documents Ordered from WNRC (# of new cases – 0)	1	1	WNRC
Tasked for Search (E-Task/E-mail) (# of new cases –1)	180	180	Element
Awaiting Search by FOIA Staff (WISE/ISM) (# of new cases –11)	96	95	FAC2A
Tasked for Review (E-Task/E-mail) (# of new cases – 0)	127	132	Element
Sent for Contractor Review	0	0	Contractor
Referred to Other Agencies for Review & Return (# of new cases – 0)	85	84	Gov't Agencies
Returned from Element/Ready for Work (# of new cases - 4)	169	169	FAC2A
Still Interested Letter Sent To Requester (fee estimates)	0	0	Requester
Assigned to FOIA Staff (# of new Cases – 0)	79	79	FAC2A
General Counsel (GC) Review	19	19	GC
Awaiting Signature (Team Lead) (# of new cases – 0)	130	136	FAC2A
TOTAL	1,108	1,104	

# of Open Cases beginning FY14	1018	# of Open Cases beginning FY15	876
# of New Cases For FY14	1184	# of New Cases For FY15	1175
# of Closed Cases	1288	# of Closed Cases	951
Amended Case Impact	+2	Amended/Change in Request Type (+/-)	+4
FOIA Backlog as of 15 – 20 Sept 14	916	Current FOIA Backlog	1,104

of New Cases – 21

of Closed Cases – 25

[illegible]

FAC FOIA Backlog Status Weekly Report

15 - 19 December 2014

Status	# of cases 8 - 12 Dec	# of cases 15 - 19 Dec	Location
Awaiting Tasking for Search (# of new cases – 0)	108	113	FAC2A
Awaiting Tasking for Review (# of new cases – 2)	118	111	FAC2A
Awaiting IDO/SRB Review	0	0	FAC2A
Search Complete/Need Relevancy Check	0	0	FAC2A
Search Complete/No Records	0	0	
Ready for Scanning (# of new cases – 1)	16	24	FAC2A
Documents Ordered from WNRC (# of new cases – 0)	2	2	WNRC
Tasked for Search (E-Task/E-mail) (# of new cases – 2)	99	96	Element
Awaiting Search by FOIA Staff (WISE/ISM) (# of new cases – 3)	69	73	FAC2A
Tasked for Review (E-Task/E-mail) (# of new cases – 1)	105	109	Element
Sent for Contractor Review	1	1	Contractor
Referred to Other Agencies for Review & Return (# of new cases – 0)	80	75	Gov't Agencies
Returned from Element/Ready for Work (# of new cases - 5)	123	131	FAC2A
Still Interested Letter Sent To Requester (fee estimates)	0	0	Requester
Assigned to FOIA Staff (# of new Cases – 0)	109	108	FAC2A
General Counsel (GC) Review	19	19	GC
Awaiting Signature (Team Lead) (# of new cases – 1)	115	118	FAC2A
TOTAL	964	980	

# of Open Cases beginning FY14	1018	# of Open Cases beginning FY15	876
# of New Cases For FY14	295	# of New Cases For FY15	275
# of Closed Cases	321	# of Closed Cases	171
Amended Case Impact	-1	Amended/Change in Request Type (+/-)	0
FOIA Backlog as of 16 - 20 Dec 13	991	Current FOIA Backlog	980

of New Cases – 30

of Closed Cases – 14

[illegible]

FAC FOIA Backlog Status Weekly Report

15 - 19 June 2015

Status	# of cases 08 - 12 June	# of cases 15 - 19 June	Location
Awaiting Tasking for Search (# of new cases –9)	92	98	FAC2A
Awaiting Tasking for Review (# of new cases –0)	61	57	FAC2A
Awaiting IDO/SRB Review	6	6	FAC2A
Search Complete/Need Relevancy Check	6	5	FAC2A
Search Complete/No Records	0	0	
Ready for Scanning (# of new cases –)	32	31	FAC2A
Documents Ordered from WNRC (# of new cases – 0)	2	1	WNRC
Tasked for Search (E-Task/E-mail) (# of new cases –1)	137	140	Element
Awaiting Search by FOIA Staff (WISE/ISM) (# of new cases –5)	98	99	FAC2A
Tasked for Review (E-Task/E-mail) (# of new cases – 0)	158	159	Element
Sent for Contractor Review	0	0	Contractor
Referred to Other Agencies for Review & Return (# of new cases – 0)	82	83	Gov't Agencies
Returned from Element/Ready for Work (# of new cases - 8)	154	163	FAC2A
Still Interested Letter Sent To Requester (fee estimates)	0	0	Requester
Assigned to FOIA Staff (# of new Cases – 0)	84	81	FAC2A
General Counsel (GC) Review	19	20	GC
Awaiting Signature (Team Lead) (# of new cases – 9)	102	102	FAC2A
TOTAL	1,033	1,045	

# of Open Cases beginning FY14	1018	# of Open Cases beginning FY15	876
# of New Cases For FY14	910	# of New Cases For FY15	870
# of Closed Cases	966	# of Closed Cases	705
Amended Case Impact	-4	Amended/Change in Request Type (+/-)	+4
FOIA Backlog as of 16 - 21 Jun 14	958	Current FOIA Backlog	1,045

of New Cases – 32

of Closed Cases – 20

[illegible]

FAC FOIA Backlog Status Weekly Report

16 - 20 February 2015

Status	# of cases 9 - 13 Feb	# of cases 16 - 20 Feb	Location
Awaiting Tasking for Search (# of new cases – 0)	99	82	FAC2A
Awaiting Tasking for Review (# of new cases – 3)	95	101	FAC2A
Awaiting IDO/SRB Review	0	0	FAC2A
Search Complete/Need Relevancy Check	3	3	FAC2A
Search Complete/No Records	0	0	
Ready for Scanning (# of new cases – 0)	21	17	FAC2A
Documents Ordered from WNRC (# of new cases – 0)	1	1	WNRC
Tasked for Search (E-Task/E-mail) (# of new cases – 0)	122	138	Element
Awaiting Search by FOIA Staff (WISE/ISM) (# of new cases – 4)	78	81	FAC2A
Tasked for Review (E-Task/E-mail) (# of new cases – 0)	138	137	Element
Sent for Contractor Review	0	0	Contractor
Referred to Other Agencies for Review & Return (# of new cases – 0)	64	64	Gov't Agencies
Returned from Element/Ready for Work (# of new cases - 2)	143	142	FAC2A
Still Interested Letter Sent To Requester (fee estimates)	0	0	Requester
Assigned to FOIA Staff (# of new Cases – 0)	104	106	FAC2A
General Counsel (GC) Review	18	18	GC
Awaiting Signature (Team Lead) (# of new cases – 1)	122	124	FAC2A
TOTAL	1,008	1,014	

# of Open Cases beginning FY14	1018	# of Open Cases beginning FY15	876
# of New Cases For FY14	527	# of New Cases For FY15	429
# of Closed Cases	533	# of Closed Cases	292
Amended Case Impact	-4	Amended/Change in Request Type (+/-)	+1
FOIA Backlog as of 17 - 21 Feb 14	1008	Current FOIA Backlog	1,014

of New Cases – 10

of Closed Cases – 4

[illegible]

FAC FOIA Backlog Status Weekly Report

16 - 20 March 2015

Status	# of cases 9 - 13 Mar	# of cases 16 - 20 Mar	Location
Awaiting Tasking for Search (# of new cases – 3)	81	83	FAC2A
Awaiting Tasking for Review (# of new cases – 4)	100	96	FAC2A
Awaiting IDO/SRB Review	0	0	FAC2A
Search Complete/Need Relevancy Check	3	3	FAC2A
Search Complete/No Records	0	0	
Ready for Scanning (# of new cases – 1)	19	18	FAC2A
Documents Ordered from WNRC (# of new cases – 0)	1	1	WNRC
Tasked for Search (E-Task/E-mail) (# of new cases – 0)	144	139	Element
Awaiting Search by FOIA Staff (WISE/ISM) (# of new cases – 5)	88	85	FAC2A
Tasked for Review (E-Task/E-mail) (# of new cases – 0)	141	141	Element
Sent for Contractor Review	0	0	Contractor
Referred to Other Agencies for Review & Return (# of new cases – 0)	73	74	Gov't Agencies
Returned from Element/Ready for Work (# of new cases - 4)	135	132	FAC2A
Still Interested Letter Sent To Requester (fee estimates)	0	0	Requester
Assigned to FOIA Staff (# of new Cases – 0)	107	115	FAC2A
General Counsel (GC) Review	18	18	GC
Awaiting Signature (Team Lead) (# of new cases – 0)	124	113	FAC2A
TOTAL	1,034	1,018	

# of Open Cases beginning FY14	1018	# of Open Cases beginning FY15	876
# of New Cases For FY14	621	# of New Cases For FY15	514
# of Closed Cases	645	# of Closed Cases	375
Amended Case Impact	-3	Amended/Change in Request Type (+/-)	+3
FOIA Backlog as of 17 - 21 Mar 14	991	Current FOIA Backlog	1,018

of New Cases – 17

of Closed Cases – 34

[illegible]

FAC FOIA Backlog Status Weekly Report

17 - 21 Aug 2015

Status	# of cases 10 – 14 Aug	# of cases 17 - 21 Aug	Location
Awaiting Tasking for Search (# of new cases –7)	89	86	FAC2A
Awaiting Tasking for Review (# of new cases –2)	83	83	FAC2A
Awaiting IDO/SRB Review	3	3	FAC2A
Search Complete/Need Relevancy Check	5	5	FAC2A
Search Complete/No Records	0	0	
Ready for Scanning (# of new cases –8)	31	43	FAC2A
Documents Ordered from WNRC (# of new cases – 0)	1	1	WNRC
Tasked for Search (E-Task/E-mail) (# of new cases –1)	168	174	Element
Awaiting Search by FOIA Staff (WISE/ISM) (# of new cases –3)	95	92	FAC2A
Tasked for Review (E-Task/E-mail) (# of new cases – 0)	144	142	Element
Sent for Contractor Review	0	0	Contractor
Referred to Other Agencies for Review & Return (# of new cases – 0)	80	80	Gov't Agencies
Returned from Element/Ready for Work (# of new cases - 7)	150	155	FAC2A
Still Interested Letter Sent To Requester (fee estimates)	0	0	Requester
Assigned to FOIA Staff (# of new Cases – 0)	80	79	FAC2A
General Counsel (GC) Review	19	19	GC
Awaiting Signature (Team Lead) (# of new cases – 3)	149	138	FAC2A
TOTAL	1,097	1,100	

# of Open Cases beginning FY14	1018	# of Open Cases beginning FY15	876
# of New Cases For FY14	1110	# of New Cases For FY15	1102
# of Closed Cases	1191	# of Closed Cases	881
Amended Case Impact	+3	Amended/Change in Request Type (+/-)	+3
FOIA Backlog as of 18 - 22 Aug 14	940	Current FOIA Backlog	1,100

of New Cases – 31

of Closed Cases – 28

[illegible]

FAC FOIA Backlog Status Weekly Report

17 - 21 November 2014

Status	# of cases 10 - 14 Nov	# of cases 17 - 21 Nov	Location
Awaiting Tasking for Search (# of new cases – 0)	110	110	FAC2A
Awaiting Tasking for Review (# of new cases – 0)	122	118	FAC2A
Awaiting IDO/SRB Review	7	0	FAC2A
Search Complete/Need Relevancy Check	0	0	FAC2A
Search Complete/No Records	0	0	
Ready for Scanning (# of new cases – 1)	20	11	FAC2A
Documents Ordered from WNRC (# of new cases – 0)	1	1	WNRC
Tasked for Search (E-Task/E-mail) (# of new cases – 1)	86	90	Element
Awaiting Search by FOIA Staff (WISE/ISM) (# of new cases – 1)	90	62	FAC2A
Tasked for Review (E-Task/E-mail) (# of new cases – 1)	92	103	Element
Sent for Contractor Review	1	0	Contractor
Referred to Other Agencies for Review & Return (# of new cases – 0)	87	82	Gov't Agencies
Returned from Element/Ready for Work (# of new cases - 5)	117	121	FAC2A
Still Interested Letter Sent To Requester (fee estimates)	0	0	Requester
Assigned to FOIA Staff (# of new Cases – 0)	106	106	FAC2A
General Counsel (GC) Review	27	26	GC
Awaiting Signature (Team Lead) (# of new cases – 6)	131	138	FAC2A
TOTAL	997	968	

# of Open Cases beginning FY14	1018	# of Open Cases beginning FY15	876
# of New Cases For FY14	204	# of New Cases For FY15	180
# of Closed Cases	199	# of Closed Cases	88
Amended Case Impact	0	Amended/Change in Request Type (+/-)	0
FOIA Backlog as of 18 - 22 Nov 13	1023	Current FOIA Backlog	968

of New Cases – 15

of Closed Cases – 43

[illegible]

FAC FOIA Backlog Status Weekly Report

18 - 22 May 2015

Status	# of cases 11 – 15 May	# of cases 18 - 22 May	Location
Awaiting Tasking for Search (# of new cases – 0)	80	81	FAC2A
Awaiting Tasking for Review (# of new cases –1)	64	64	FAC2A
Awaiting IDO/SRB Review	6	6	FAC2A
Search Complete/Need Relevancy Check	6	7	FAC2A
Search Complete/No Records	0	0	
Ready for Scanning (# of new cases – 4)	37	35	FAC2A
Documents Ordered from WNRC (# of new cases – 0)	2	2	WNRC
Tasked for Search (E-Task/E-mail) (# of new cases – 1)	142	138	Element
Awaiting Search by FOIA Staff (WISE/ISM) (# of new cases – 1)	108	98	FAC2A
Tasked for Review (E-Task/E-mail) (# of new cases – 0)	154	156	Element
Sent for Contractor Review	0	0	Contractor
Referred to Other Agencies for Review & Return (# of new cases – 0)	78	77	Gov't Agencies
Returned from Element/Ready for Work (# of new cases - 2)	145	148	FAC2A
Still Interested Letter Sent To Requester (fee estimates)	0	0	Requester
Assigned to FOIA Staff (# of new Cases – 0)	84	85	FAC2A
General Counsel (GC) Review	18	18	GC
Awaiting Signature (Team Lead) (# of new cases – 0)	100	105	FAC2A
TOTAL	1,024	1,020	

# of Open Cases beginning FY14	1018	# of Open Cases beginning FY15	876
# of New Cases For FY14	807	# of New Cases For FY15	779
# of Closed Cases	846	# of Closed Cases	638
Amended Case Impact	-4	Amended/Change in Request Type (+/-)	+3
FOIA Backlog as of 19 - 23 May 14	975	Current FOIA Backlog	1,020

of New Cases – 9

of Closed Cases – 13

[illegible]

FAC FOIA Backlog Status Weekly Report

19 - 23 January 2015

Status	# of cases 12 - 16 Jan	# of cases 19 - 23 Jan	Location
Awaiting Tasking for Search (# of new cases – 3)	117	114	FAC2A
Awaiting Tasking for Review (# of new cases – 1)	117	112	FAC2A
Awaiting IDO/SRB Review	0	0	FAC2A
Search Complete/Need Relevancy Check	2	2	FAC2A
Search Complete/No Records	0	0	
Ready for Scanning (# of new cases – 5)	13	16	FAC2A
Documents Ordered from WNRC (# of new cases – 0)	2	2	WNRC
Tasked for Search (E-Task/E-mail) (# of new cases – 1)	100	105	Element
Awaiting Search by FOIA Staff (WISE/ISM) (# of new cases – 4)	76	76	FAC2A
Tasked for Review (E-Task/E-mail) (# of new cases – 0)	103	108	Element
Sent for Contractor Review	1	1	Contractor
Referred to Other Agencies for Review & Return (# of new cases – 0)	72	68	Gov't Agencies
Returned from Element/Ready for Work (# of new cases - 6)	144	150	FAC2A
Still Interested Letter Sent To Requester (fee estimates)	0	0	Requester
Assigned to FOIA Staff (# of new Cases – 0)	111	113	FAC2A
General Counsel (GC) Review	18	18	GC
Awaiting Signature (Team Lead) (# of new cases – 6)	118	113	FAC2A
TOTAL	994	998	

# of Open Cases beginning FY14	1018	# of Open Cases beginning FY15	876
# of New Cases For FY14	403	# of New Cases For FY15	358
# of Closed Cases	418	# of Closed Cases	237
Amended Case Impact	-3	Amended/Change in Request Type (+/-)	+1
FOIA Backlog as of 20 - 24 Jan 14	1000	Current FOIA Backlog	998

of New Cases – 26

of Closed Cases – 21

[illegible]

FAC FOIA Backlog Status Weekly Report

20 – 24 April 2015

Status	# of cases 13 - 17 Apr	# of cases 20 - 24 Apr	Location
Awaiting Tasking for Search (# of new cases – 0)	81	77	FAC2A
Awaiting Tasking for Review (# of new cases –2)	64	69	FAC2A
Awaiting IDO/SRB Review	0	0	FAC2A
Search Complete/Need Relevancy Check	6	6	FAC2A
Search Complete/No Records	0	0	
Ready for Scanning (# of new cases – 3)	27	22	FAC2A
Documents Ordered from WNRC (# of new cases – 1)	1	2	WNRC
Tasked for Search (E-Task/E-mail) (# of new cases – 2)	138	148	Element
Awaiting Search by FOIA Staff (WISE/ISM) (# of new cases – 4)	108	101	FAC2A
Tasked for Review (E-Task/E-mail) (# of new cases – 0)	164	156	Element
Sent for Contractor Review	0	1	Contractor
Referred to Other Agencies for Review & Return (# of new cases – 0)	72	75	Gov't Agencies
Returned from Element/Ready for Work (# of new cases - 1)	133	139	FAC2A
Still Interested Letter Sent To Requester (fee estimates)	0	0	Requester
Assigned to FOIA Staff (# of new Cases – 1)	101	99	FAC2A
General Counsel (GC) Review	18	18	GC
Awaiting Signature (Team Lead) (# of new cases – 6)	105	96	FAC2A
TOTAL	1,018	1,009	

# of Open Cases beginning FY14	1018	# of Open Cases beginning FY15	876
# of New Cases For FY14	744	# of New Cases For FY15	708
# of Closed Cases	779	# of Closed Cases	578
Amended Case Impact	-2	Amended/Change in Request Type (+/-)	+3
FOIA Backlog as of 21 – 25 Apr 14	981	Current FOIA Backlog	1,009

of New Cases – 20

of Closed Cases – 30

[illegible]

FAC FOIA Backlog Status Weekly Report

20 - 24 July 2015

Status	# of cases 13 - 18 Jul	# of cases 20 - 24 Jul	Location
Awaiting Tasking for Search (# of new cases –5)	100	88	FAC2A
Awaiting Tasking for Review (# of new cases –2)	61	62	FAC2A
Awaiting IDO/SRB Review	6	9	FAC2A
Search Complete/Need Relevancy Check	5	5	FAC2A
Search Complete/No Records	0	0	
Ready for Scanning (# of new cases –5)	38	43	FAC2A
Documents Ordered from WNRC (# of new cases – 0)	1	1	WNRC
Tasked for Search (E-Task/E-mail) (# of new cases –2)	144	160	Element
Awaiting Search by FOIA Staff (WISE/ISM) (# of new cases –1)	102	86	FAC2A
Tasked for Review (E-Task/E-mail) (# of new cases – 0)	150	146	Element
Sent for Contractor Review	0	0	Contractor
Referred to Other Agencies for Review & Return (# of new cases – 0)	82	81	Gov't Agencies
Returned from Element/Ready for Work (# of new cases - 11)	147	158	FAC2A
Still Interested Letter Sent To Requester (fee estimates)	0	0	Requester
Assigned to FOIA Staff (# of new Cases – 0)	86	79	FAC2A
General Counsel (GC) Review	19	19	GC
Awaiting Signature (Team Lead) (# of new cases – 7)	119	133	FAC2A
TOTAL	1,060	1,070	

# of Open Cases beginning FY14	1018	# of Open Cases beginning FY15	876
# of New Cases For FY14	1011	# of New Cases For FY15	984
# of Closed Cases	1065	# of Closed Cases	793
Amended Case Impact	-1	Amended/Change in Request Type (+/-)	+3
FOIA Backlog as of 21 - 25 Jul 14	963	Current FOIA Backlog	1,070

of New Cases – 33

of Closed Cases – 23

[illegible]

FAC FOIA Backlog Status Weekly Report

20 - 24 October 2014

Status	# of cases 13 - 17 Oct	# of cases 20 - 24 Oct	Location
Awaiting Tasking for Search (# of new cases – 1)	117	119	FAC2A
Awaiting Tasking for Review (# of new cases – 2)	103	107	FAC2A
Awaiting IDO/SRB Review	7	7	FAC2A
Search Complete/Need Relevancy Check	0	0	FAC2A
Search Complete/No Records	0	0	
Ready for Scanning (# of new cases – 5)	17	21	FAC2A
Documents Ordered from WNRC (# of new cases – 0)	1	1	WNRC
Tasked for Search (E-Task/E-mail) (# of new cases – 0)	72	74	Element
Awaiting Search by FOIA Staff (WISE/ISM) (# of new cases – 5)	75	74	FAC2A
Tasked for Review (E-Task/E-mail) (# of new cases – 0)	104	102	Element
Sent for Contractor Review	0	0	Contractor
Referred to Other Agencies for Review & Return (# of new cases – 0)	94	87	Gov't Agencies
Returned from Element/Ready for Work (# of new cases - 8)	104	108	FAC2A
Still Interested Letter Sent To Requester (fee estimates)	2	1	Requester
Assigned to FOIA Staff (# of new Cases – 4)	102	107	FAC2A
General Counsel (GC) Review	30	29	GC
Awaiting Signature (Team Lead) (# of new cases – 0)	122	126	FAC2A
TOTAL	950	963	

# of Open Cases beginning FY14	1018	# of Open Cases beginning FY15	876
# of New Cases For FY14	125	# of New Cases For FY15	101
# of Closed Cases	71	# of Closed Cases	19
Amended Case Impact	0	Amended/Change in Request Type (+/-)	+5
FOIA Backlog as of 21 - 25 Oct 13	1072	Current FOIA Backlog	963

of New Cases – 25

of Closed Cases – 15

[illegible]

FAC FOIA Backlog Status Weekly Report

20 - 24 October 2014

Status	# of cases 13 - 17 Oct	# of cases 20 - 24 Oct	Location
Awaiting Tasking for Search (# of new cases – 1)	117	119	FAC2A
Awaiting Tasking for Review (# of new cases – 5)	103	107	FAC2A
Awaiting IDO/SRB Review	7	7	FAC2A
Search Complete/Need Relevancy Check	0	0	FAC2A
Search Complete/No Records	0	0	
Ready for Scanning (# of new cases – 5)	17	21	FAC2A
Documents Ordered from WNRC (# of new cases – 0)	1	1	WNRC
Tasked for Search (E-Task/E-mail) (# of new cases – 0)	72	74	Element
Awaiting Search by FOIA Staff (WISE/ISM) (# of new cases – 5)	75	74	FAC2A
Tasked for Review (E-Task/E-mail) (# of new cases – 0)	104	102	Element
Sent for Contractor Review	0	0	Contractor
Referred to Other Agencies for Review & Return (# of new cases – 0)	94	87	Gov't Agencies
Returned from Element/Ready for Work (# of new cases - 8)	104	108	FAC2A
Still Interested Letter Sent To Requester (fee estimates)	2	1	Requester
Assigned to FOIA Staff (# of new Cases – 4)	102	107	FAC2A
General Counsel (GC) Review	30	29	GC
Awaiting Signature (Team Lead) (# of new cases – 0)	122	126	FAC2A
TOTAL	950	963	

# of Open Cases beginning FY14	1018	# of Open Cases beginning FY15	876
# of New Cases For FY14	125	# of New Cases For FY15	104
# of Closed Cases	71	# of Closed Cases	19
Amended Case Impact	0	Amended/Change in Request Type (+/-)	+2
FOIA Backlog as of 21 - 25 Oct 13	1072	Current FOIA Backlog	963

of New Cases – 28 (Note: total # of new cases increased by 3 to account for three additional CONF cases rcvd on 10/24/14; amended block reduced by 3)

of Closed Cases – 15

[illegible]

FAC FOIA Backlog Status Weekly Report

21 - 25 Sept 15

Status	# of cases 14 - 18 Sept	# of cases 21 - 25 Sept	Location
Awaiting Tasking for Search (# of new cases –7)	75	80	FAC2A
Awaiting Tasking for Review (# of new cases –0)	87	95	FAC2A
Awaiting IDO/SRB Review	2	2	FAC2A
Search Complete/Need Relevancy Check	5	5	FAC2A
Search Complete/No Records	0	0	
Ready for Scanning (# of new cases –2)	40	36	FAC2A
Documents Ordered from WNRC (# of new cases – 0)	1	1	WNRC
Tasked for Search (E-Task/E-mail) (# of new cases –0)	180	177	Element
Awaiting Search by FOIA Staff (WISE/ISM) (# of new cases –3)	95	93	FAC2A
Tasked for Review (E-Task/E-mail) (# of new cases – 0)	132	123	Element
Sent for Contractor Review	0	0	Contractor
Referred to Other Agencies for Review & Return (# of new cases – 0)	84	84	Gov't Agencies
Returned from Element/Ready for Work (# of new cases - 2)	169	163	FAC2A
Still Interested Letter Sent To Requester (fee estimates)	0	0	Requester
Assigned to FOIA Staff (# of new Cases – 0)	79	81	FAC2A
General Counsel (GC) Review	19	19	GC
Awaiting Signature (Team Lead) (# of new cases – 1)	136	146	FAC2A
TOTAL	1,104	1,105	

# of Open Cases beginning FY14	1018	# of Open Cases beginning FY15	876
# of New Cases For FY14	1196	# of New Cases For FY15	1190
# of Closed Cases	1325	# of Closed Cases	965
Amended Case Impact	+3	Amended/Change in Request Type (+/-)	+4
FOIA Backlog as of 22 - 27 Sept 14	892	Current FOIA Backlog	1,105

of New Cases – 15

of Closed Cases – 14

[illegible]

FAC FOIA Backlog Status Weekly Report

22 - 26 December 2014

Status	# of cases 15 - 19 Dec	# of cases 22 - 26 Dec	Location
Awaiting Tasking for Search (# of new cases – 1)	113	117	FAC2A
Awaiting Tasking for Review (# of new cases – 0)	111	118	FAC2A
Awaiting IDO/SRB Review	0	0	FAC2A
Search Complete/Need Relevancy Check	0	0	FAC2A
Search Complete/No Records	0	0	
Ready for Scanning (# of new cases – 3)	24	17	FAC2A
Documents Ordered from WNRC (# of new cases – 0)	2	2	WNRC
Tasked for Search (E-Task/E-mail) (# of new cases – 0)	96	95	Element
Awaiting Search by FOIA Staff (WISE/ISM) (# of new cases – 7)	73	75	FAC2A
Tasked for Review (E-Task/E-mail) (# of new cases – 0)	109	108	Element
Sent for Contractor Review	1	1	Contractor
Referred to Other Agencies for Review & Return (# of new cases – 0)	75	74	Gov't Agencies
Returned from Element/Ready for Work (# of new cases - 4)	131	135	FAC2A
Still Interested Letter Sent To Requester (fee estimates)	0	0	Requester
Assigned to FOIA Staff (# of new Cases – 0)	108	110	FAC2A
General Counsel (GC) Review	19	19	GC
Awaiting Signature (Team Lead) (# of new cases – 0)	118	118	FAC2A
TOTAL	980	989	

# of Open Cases beginning FY14	1018	# of Open Cases beginning FY15	876
# of New Cases For FY14	308	# of New Cases For FY15	290
# of Closed Cases	322	# of Closed Cases	177
Amended Case Impact	-1	Amended/Change in Request Type (+/-)	0
FOIA Backlog as of 23 - 27 Dec 13	1003	Current FOIA Backlog	989

of New Cases – 15

of Closed Cases – 6

[illegible]

FAC FOIA Backlog Status Weekly Report

22 - 26 June 2015

Status	# of cases 15 - 19 June	# of cases 22 - 26 June	Location
Awaiting Tasking for Search (# of new cases –2)	98	97	FAC2A
Awaiting Tasking for Review (# of new cases –0)	57	58	FAC2A
Awaiting IDO/SRB Review	6	6	FAC2A
Search Complete/Need Relevancy Check	5	5	FAC2A
Search Complete/No Records	0	0	
Ready for Scanning (# of new cases –3)	31	28	FAC2A
Documents Ordered from WNRC (# of new cases – 0)	1	1	WNRC
Tasked for Search (E-Task/E-mail) (# of new cases –2)	140	140	Element
Awaiting Search by FOIA Staff (WISE/ISM) (# of new cases –10)	99	106	FAC2A
Tasked for Review (E-Task/E-mail) (# of new cases – 0)	159	162	Element
Sent for Contractor Review	0	0	Contractor
Referred to Other Agencies for Review & Return (# of new cases – 0)	83	83	Gov't Agencies
Returned from Element/Ready for Work (# of new cases - 0)	163	149	FAC2A
Still Interested Letter Sent To Requester (fee estimates)	0	0	Requester
Assigned to FOIA Staff (# of new Cases – 4)	81	90	FAC2A
General Counsel (GC) Review	20	20	GC
Awaiting Signature (Team Lead) (# of new cases – 3)	102	108	FAC2A
TOTAL	1,045	1,053	

# of Open Cases beginning FY14	1018	# of Open Cases beginning FY15	876
# of New Cases For FY14	932	# of New Cases For FY15	894
# of Closed Cases	974	# of Closed Cases	721
Amended Case Impact	-4	Amended/Change in Request Type (+/-)	+4
FOIA Backlog as of 23 - 28 Jun 14	972	Current FOIA Backlog	1,053

of New Cases – 24

of Closed Cases – 16

[illegible]

FAC FOIA Backlog Status Weekly Report

23 - 27 February 2015

Status	# of cases 16 - 20 Feb	# of cases 23 - 27 Feb	Location
Awaiting Tasking for Search (# of new cases – 9)	82	91	FAC2A
Awaiting Tasking for Review (# of new cases – 1)	101	100	FAC2A
Awaiting IDO/SRB Review	0	0	FAC2A
Search Complete/Need Relevancy Check	3	3	FAC2A
Search Complete/No Records	0	0	
Ready for Scanning (# of new cases – 0)	17	16	FAC2A
Documents Ordered from WNRC (# of new cases – 0)	1	1	WNRC
Tasked for Search (E-Task/E-mail) (# of new cases – 2)	138	138	Element
Awaiting Search by FOIA Staff (WISE/ISM) (# of new cases – 1)	81	82	FAC2A
Tasked for Review (E-Task/E-mail) (# of new cases – 0)	137	140	Element
Sent for Contractor Review	0	0	Contractor
Referred to Other Agencies for Review & Return (# of new cases – 0)	64	65	Gov't Agencies
Returned from Element/Ready for Work (# of new cases - 3)	142	133	FAC2A
Still Interested Letter Sent To Requester (fee estimates)	0	0	Requester
Assigned to FOIA Staff (# of new Cases – 1)	106	110	FAC2A
General Counsel (GC) Review	18	18	GC
Awaiting Signature (Team Lead) (# of new cases – 0)	124	130	FAC2A
TOTAL	1,014	1,027	

# of Open Cases beginning FY14	1018	# of Open Cases beginning FY15	876
# of New Cases For FY14	557	# of New Cases For FY15	446
# of Closed Cases	576	# of Closed Cases	296
Amended Case Impact	-7	Amended/Change in Request Type (+/-)	+1
FOIA Backlog as of 24 - 28 Feb 14	992	Current FOIA Backlog	1,027

of New Cases – 17

of Closed Cases – 5 (NOTE: Due to a miscalculation, the FY15 total number of closed cases reduced by 1)

[illegible]

FAC FOIA Backlog Status Weekly Report

23 - 27 March 2015

Status	# of cases 16 – 20 Mar	# of cases 23 - 27 Mar	Location
Awaiting Tasking for Search (# of new cases – 0)	83	80	FAC2A
Awaiting Tasking for Review (# of new cases – 6)	96	85	FAC2A
Awaiting IDO/SRB Review	0	0	FAC2A
Search Complete/Need Relevancy Check	3	3	FAC2A
Search Complete/No Records	0	0	
Ready for Scanning (# of new cases – 4)	18	19	FAC2A
Documents Ordered from WNRC (# of new cases – 0)	1	1	WNRC
Tasked for Search (E-Task/E-mail) (# of new cases – 0)	139	140	Element
Awaiting Search by FOIA Staff (WISE/ISM) (# of new cases – 4)	85	84	FAC2A
Tasked for Review (E-Task/E-mail) (# of new cases – 0)	141	154	Element
Sent for Contractor Review	0	0	Contractor
Referred to Other Agencies for Review & Return (# of new cases – 0)	74	75	Gov't Agencies
Returned from Element/Ready for Work (# of new cases - 4)	132	128	FAC2A
Still Interested Letter Sent To Requester (fee estimates)	0	0	Requester
Assigned to FOIA Staff (# of new Cases – 0)	115	107	FAC2A
General Counsel (GC) Review	18	18	GC
Awaiting Signature (Team Lead) (# of new cases – 1)	113	115	FAC2A
TOTAL	1,018	1,009	

# of Open Cases beginning FY14	1018	# of Open Cases beginning FY15	876
# of New Cases For FY14	637	# of New Cases For FY15	529
# of Closed Cases	669	# of Closed Cases	399
Amended Case Impact	-3	Amended/Change in Request Type (+/-)	+3
FOIA Backlog as of 24 - 28 Mar 14	983	Current FOIA Backlog	1,009

of New Cases – 15

of Closed Cases – 24

[illegible]

FAC FOIA Backlog Status Weekly Report

24 - 28 Aug 2015

Status	# of cases 17 – 21 Aug	# of cases 24 - 28 Aug	Location
Awaiting Tasking for Search (# of new cases –1)	86	78	FAC2A
Awaiting Tasking for Review (# of new cases –2)	83	93	FAC2A
Awaiting IDO/SRB Review	3	3	FAC2A
Search Complete/Need Relevancy Check	5	5	FAC2A
Search Complete/No Records	0	0	
Ready for Scanning (# of new cases –1)	43	37	FAC2A
Documents Ordered from WNRC (# of new cases – 0)	1	1	WNRC
Tasked for Search (E-Task/E-mail) (# of new cases –0)	174	180	Element
Awaiting Search by FOIA Staff (WISE/ISM) (# of new cases –10)	92	95	FAC2A
Tasked for Review (E-Task/E-mail) (# of new cases – 0)	142	137	Element
Sent for Contractor Review	0	0	Contractor
Referred to Other Agencies for Review & Return (# of new cases – 0)	80	79	Gov't Agencies
Returned from Element/Ready for Work (# of new cases - 4)	155	166	FAC2A
Still Interested Letter Sent To Requester (fee estimates)	0	0	Requester
Assigned to FOIA Staff (# of new Cases – 0)	79	73	FAC2A
General Counsel (GC) Review	19	19	GC
Awaiting Signature (Team Lead) (# of new cases – 0)	138	144	FAC2A
TOTAL	1,100	1,110	

# of Open Cases beginning FY14	1018	# of Open Cases beginning FY15	876
# of New Cases For FY14	1135	# of New Cases For FY15	1120
# of Closed Cases	1219	# of Closed Cases	889
Amended Case Impact	+3	Amended/Change in Request Type (+/-)	+3
FOIA Backlog as of 25 - 29 Aug 14	937	Current FOIA Backlog	1,110

of New Cases – 18

of Closed Cases – 8

[illegible]

FAC FOIA Backlog Status Weekly Report

24 - 28 November 2014

Status	# of cases 17 - 21 Nov	# of cases 24 - 28 Nov	Location
Awaiting Tasking for Search (# of new cases – 3)	110	110	FAC2A
Awaiting Tasking for Review (# of new cases – 0)	118	113	FAC2A
Awaiting IDO/SRB Review	0	0	FAC2A
Search Complete/Need Relevancy Check	0	0	FAC2A
Search Complete/No Records	0	0	
Ready for Scanning (# of new cases – 2)	11	16	FAC2A
Documents Ordered from WNRC (# of new cases – 0)	1	1	WNRC
Tasked for Search (E-Task/E-mail) (# of new cases – 0)	90	92	Element
Awaiting Search by FOIA Staff (WISE/ISM) (# of new cases – 11)	62	71	FAC2A
Tasked for Review (E-Task/E-mail) (# of new cases – 0)	103	108	Element
Sent for Contractor Review	0	0	Contractor
Referred to Other Agencies for Review & Return (# of new cases – 0)	82	81	Gov't Agencies
Returned from Element/Ready for Work (# of new cases - 7)	121	116	FAC2A
Still Interested Letter Sent To Requester (fee estimates)	0	0	Requester
Assigned to FOIA Staff (# of new Cases – 1)	106	113	FAC2A
General Counsel (GC) Review	26	26	GC
Awaiting Signature (Team Lead) (# of new cases – 0)	138	143	FAC2A
TOTAL	968	990	

# of Open Cases beginning FY14	1018	# of Open Cases beginning FY15	876
# of New Cases For FY14	227	# of New Cases For FY15	204
# of Closed Cases	234	# of Closed Cases	90
Amended Case Impact	0	Amended/Change in Request Type (+/-)	0
FOIA Backlog as of 25 - 29 Nov 13	1011	Current FOIA Backlog	990

of New Cases – 24

of Closed Cases – 2

[illegible]

FAC FOIA Backlog Status Weekly Report

25 - 29 May 2015

Status	# of cases 18 – 22 May	# of cases 25 - 29 May	Location
Awaiting Tasking for Search (# of new cases – 3)	81	85	FAC2A
Awaiting Tasking for Review (# of new cases –0)	64	65	FAC2A
Awaiting IDO/SRB Review	6	6	FAC2A
Search Complete/Need Relevancy Check	7	6	FAC2A
Search Complete/No Records	0	0	
Ready for Scanning (# of new cases – 3)	35	38	FAC2A
Documents Ordered from WNRC (# of new cases – 0)	2	2	WNRC
Tasked for Search (E-Task/E-mail) (# of new cases – 1)	138	131	Element
Awaiting Search by FOIA Staff (WISE/ISM) (# of new cases – 10)	98	102	FAC2A
Tasked for Review (E-Task/E-mail) (# of new cases – 0)	156	153	Element
Sent for Contractor Review	0	0	Contractor
Referred to Other Agencies for Review & Return (# of new cases – 0)	77	78	Gov't Agencies
Returned from Element/Ready for Work (# of new cases - 0)	148	150	FAC2A
Still Interested Letter Sent To Requester (fee estimates)	0	0	Requester
Assigned to FOIA Staff (# of new Cases – 0)	85	84	FAC2A
General Counsel (GC) Review	18	18	GC
Awaiting Signature (Team Lead) (# of new cases – 0)	105	113	FAC2A
TOTAL	1,020	1,031	

# of Open Cases beginning FY14	1018	# of Open Cases beginning FY15	876
# of New Cases For FY14	840	# of New Cases For FY15	796
# of Closed Cases	875	# of Closed Cases	644
Amended Case Impact	-2	Amended/Change in Request Type (+/-)	+3
FOIA Backlog as of 26 - 30 May 14	981	Current FOIA Backlog	1,031

of New Cases – 17

of Closed Cases – 6

[illegible]

FAC FOIA Backlog Status Weekly Report

26 - 30 January 2015

Status	# of cases 19 - 23 Jan	# of cases 26 - 30 Jan	Location
Awaiting Tasking for Search (# of new cases – 3)	114	107	FAC2A
Awaiting Tasking for Review (# of new cases – 1)	112	110	FAC2A
Awaiting IDO/SRB Review	0	0	FAC2A
Search Complete/Need Relevancy Check	2	2	FAC2A
Search Complete/No Records	0	0	
Ready for Scanning (# of new cases – 3)	16	16	FAC2A
Documents Ordered from WNRC (# of new cases – 0)	2	2	WNRC
Tasked for Search (E-Task/E-mail) (# of new cases – 0)	105	109	Element
Awaiting Search by FOIA Staff (WISE/ISM) (# of new cases – 8)	76	77	FAC2A
Tasked for Review (E-Task/E-mail) (# of new cases – 0)	108	117	Element
Sent for Contractor Review	1	0	Contractor
Referred to Other Agencies for Review & Return (# of new cases – 0)	68	66	Gov't Agencies
Returned from Element/Ready for Work (# of new cases - 0)	150	147	FAC2A
Still Interested Letter Sent To Requester (fee estimates)	0	0	Requester
Assigned to FOIA Staff (# of new Cases – 4)	113	115	FAC2A
General Counsel (GC) Review	18	18	GC
Awaiting Signature (Team Lead) (# of new cases – 1)	113	117	FAC2A
TOTAL	998	1003	

# of Open Cases beginning FY14	1018	# of Open Cases beginning FY15	876
# of New Cases For FY14	447	# of New Cases For FY15	378
# of Closed Cases	460	# of Closed Cases	252
Amended Case Impact	-2	Amended/Change in Request Type (+/-)	+1
FOIA Backlog as of 27 - 31 Jan 14	1003	Current FOIA Backlog	1003

of New Cases – 20

of Closed Cases – 15

[illegible]

FAC FOIA Backlog Status Weekly Report

27 - 31 July 2015

Status	# of cases 20 - 24 Jul	# of cases 27 - 31 Jul	Location
Awaiting Tasking for Search (# of new cases –5)	88	92	FAC2A
Awaiting Tasking for Review (# of new cases –0)	62	69	FAC2A
Awaiting IDO/SRB Review	9	3	FAC2A
Search Complete/Need Relevancy Check	5	5	FAC2A
Search Complete/No Records	0	0	
Ready for Scanning (# of new cases –5)	43	50	FAC2A
Documents Ordered from WNRC (# of new cases – 0)	1	1	WNRC
Tasked for Search (E-Task/E-mail) (# of new cases –0)	160	161	Element
Awaiting Search by FOIA Staff (WISE/ISM) (# of new cases –13)	86	95	FAC2A
Tasked for Review (E-Task/E-mail) (# of new cases – 0)	146	143	Element
Sent for Contractor Review	0	0	Contractor
Referred to Other Agencies for Review & Return (# of new cases – 0)	81	82	Gov't Agencies
Returned from Element/Ready for Work (# of new cases - 7)	158	149	FAC2A
Still Interested Letter Sent To Requester (fee estimates)	0	0	Requester
Assigned to FOIA Staff (# of new Cases – 0)	79	75	FAC2A
General Counsel (GC) Review	19	19	GC
Awaiting Signature (Team Lead) (# of new cases – 0)	133	150	FAC2A
TOTAL	1,070	1,094	

# of Open Cases beginning FY14	1018	# of Open Cases beginning FY15	876
# of New Cases For FY14	1034	# of New Cases For FY15	1,014
# of Closed Cases	1093	# of Closed Cases	799
Amended Case Impact	+2	Amended/Change in Request Type (+/-)	+3
FOIA Backlog as of 28 Jul – 1 Aug 14	961	Current FOIA Backlog	1,094

of New Cases – 30

of Closed Cases – 6

[illegible]

FAC FOIA Backlog Status Weekly Report

27 - 31 October 2014

Status	# of cases 20 - 24 Oct	# of cases 27 - 31 Oct	Location
Awaiting Tasking for Search (# of new cases – 1)	119	120	FAC2A
Awaiting Tasking for Review (# of new cases – 1)	107	108	FAC2A
Awaiting IDO/SRB Review	7	7	FAC2A
Search Complete/Need Relevancy Check	0	0	FAC2A
Search Complete/No Records	0	0	
Ready for Scanning (# of new cases – 7)	21	27	FAC2A
Documents Ordered from WNRC (# of new cases – 0)	1	1	WNRC
Tasked for Search (E-Task/E-mail) (# of new cases – 0)	74	77	Element
Awaiting Search by FOIA Staff (WISE/ISM) (# of new cases – 9)	74	80	FAC2A
Tasked for Review (E-Task/E-mail) (# of new cases – 0)	102	98	Element
Sent for Contractor Review	0	1	Contractor
Referred to Other Agencies for Review & Return (# of new cases – 0)	87	88	Gov't Agencies
Returned from Element/Ready for Work (# of new cases - 4)	108	115	FAC2A
Still Interested Letter Sent To Requester (fee estimates)	1	0	Requester
Assigned to FOIA Staff (# of new Cases – 0)	107	100	FAC2A
General Counsel (GC) Review	29	27	GC
Awaiting Signature (Team Lead) (# of new cases – 0)	126	132	FAC2A
TOTAL	963	981	

# of Open Cases beginning FY14	1018	# of Open Cases beginning FY15	876
# of New Cases For FY14	142	# of New Cases For FY15	126*
# of Closed Cases	115	# of Closed Cases	22
Amended Case Impact	0	Amended/Change in Request Type (+/-)	+1
FOIA Backlog as of 28 Oct – 1 Nov 13	1045	Current FOIA Backlog	981

of New Cases – 22 (*Note: due to an administrative error, the total # of new cases increased by 3)

of Closed Cases – 3

[illegible]

FAC FOIA Backlog Status Weekly Report

27 Apr – 1 May 2015

Status	# of cases 27 Apr – 1 May	# of cases 04 – 08 May	Location
Awaiting Tasking for Search (# of new cases – 0)	77	76	FAC2A
Awaiting Tasking for Review (# of new cases –1)	69	68	FAC2A
Awaiting IDO/SRB Review	0	7	FAC2A
Search Complete/Need Relevancy Check	6	6	FAC2A
Search Complete/No Records	0	0	
Ready for Scanning (# of new cases – 5)	22	26	FAC2A
Documents Ordered from WNRC (# of new cases – 0)	2	2	WNRC
Tasked for Search (E-Task/E-mail) (# of new cases – 2)	148	145	Element
Awaiting Search by FOIA Staff (WISE/ISM) (# of new cases – 6)	101	104	FAC2A
Tasked for Review (E-Task/E-mail) (# of new cases – 0)	156	151	Element
Sent for Contractor Review	1	0	Contractor
Referred to Other Agencies for Review & Return (# of new cases – 0)	75	74	Gov't Agencies
Returned from Element/Ready for Work (# of new cases - 1)	139	142	FAC2A
Still Interested Letter Sent To Requester (fee estimates)	0	0	Requester
Assigned to FOIA Staff (# of new Cases – 0)	99	86	FAC2A
General Counsel (GC) Review	18	18	GC
Awaiting Signature (Team Lead) (# of new cases – 3)	96	105	FAC2A
TOTAL	1,009	1,010	

# of Open Cases beginning FY14	1018	# of Open Cases beginning FY15	876
# of New Cases For FY14	768	# of New Cases For FY15	726
# of Closed Cases	799	# of Closed Cases	595
Amended Case Impact	-3	Amended/Change in Request Type (+/-)	+3
FOIA Backlog as of 28 Apr – 2 May 14	984	Current FOIA Backlog	1,010

of New Cases – 18

of Closed Cases – 17

[illegible]

FAC FOIA Backlog Status Weekly Report

28 Sep – 02 Oct 15

Status	# of cases 21 - 25 Sep	# of cases 28 Sep - 02 Oct	Location
Awaiting Tasking for Search (# of new cases –7)	80	85	FAC2A
Awaiting Tasking for Review (# of new cases –3)	95	97	FAC2A
Awaiting IDO/SRB Review	2	2	FAC2A
Search Complete/Need Relevancy Check	5	5	FAC2A
Search Complete/No Records	0	0	
Ready for Scanning (# of new cases –9)	36	47	FAC2A
Documents Ordered from WNRC (# of new cases – 0)	1	1	WNRC
Tasked for Search (E-Task/E-mail) (# of new cases –0)	177	180	Element
Awaiting Search by FOIA Staff (WISE/ISM) (# of new cases –6)	93	90	FAC2A
Tasked for Review (E-Task/E-mail) (# of new cases – 0)	123	120	Element
Sent for Contractor Review	0	0	Contractor
Referred to Other Agencies for Review & Return (# of new cases – 0)	84	87	Gov't Agencies
Returned from Element/Ready for Work (# of new cases - 3)	163	158	FAC2A
Still Interested Letter Sent To Requester (fee estimates)	0	0	Requester
Assigned to FOIA Staff (# of new Cases – 0)	81	86	FAC2A
General Counsel (GC) Review	19	19	GC
Awaiting Signature (Team Lead) (# of new cases – 4)	146	117	FAC2A
TOTAL	1,105	1,094	

# of Open Cases beginning FY15	876	# of Open Cases beginning FY16	1,088
# of New Cases For FY15	43	# of New Cases For FY16	8
# of Closed Cases	0	# of Closed Cases	2
Amended Case Impact	+1	Amended/Change in Request Type (+/-)	0
FOIA Backlog as of 29 Sep – 03 Oct 14	920	Current FOIA Backlog	1,094

of New Cases – 32

of Closed Cases – 44

[illegible]

FAC FOIA Backlog Status Weekly Report

29 December – 2 January 2015

Status	# of cases 22 - 26 Dec	# of cases 29 Dec – 2 Jan	Location
Awaiting Tasking for Search (# of new cases – 3)	117	119	FAC2A
Awaiting Tasking for Review (# of new cases – 1)	118	113	FAC2A
Awaiting IDO/SRB Review	0	0	FAC2A
Search Complete/Need Relevancy Check	0	0	FAC2A
Search Complete/No Records	0	0	
Ready for Scanning (# of new cases – 4)	17	20	FAC2A
Documents Ordered from WNRC (# of new cases – 0)	2	2	WNRC
Tasked for Search (E-Task/E-mail) (# of new cases – 0)	95	97	Element
Awaiting Search by FOIA Staff (WISE/ISM) (# of new cases – 5)	75	79	FAC2A
Tasked for Review (E-Task/E-mail) (# of new cases – 0)	108	114	Element
Sent for Contractor Review	1	1	Contractor
Referred to Other Agencies for Review & Return (# of new cases – 0)	74	73	Gov't Agencies
Returned from Element/Ready for Work (# of new cases - 0)	135	131	FAC2A
Still Interested Letter Sent To Requester (fee estimates)	0	0	Requester
Assigned to FOIA Staff (# of new Cases – 0)	110	115	FAC2A
General Counsel (GC) Review	19	19	GC
Awaiting Signature (Team Lead) (# of new cases – 0)	118	116	FAC2A
TOTAL	989	999	

# of Open Cases beginning FY14	1018	# of Open Cases beginning FY15	876
# of New Cases For FY14	352	# of New Cases For FY15	303
# of Closed Cases	332	# of Closed Cases	180
Amended Case Impact	-2	Amended/Change in Request Type (+/-)	0
FOIA Backlog as of 30 Dec – 3 Jan 14	1036	Current FOIA Backlog	999

of New Cases – 13

of Closed Cases – 3

[illegible]

FAC FOIA Backlog Status Weekly Report

29 June – 03 July 2015

Status	# of cases 22 – 26 June	# of cases 29 Jun – 03 Jul	Location
Awaiting Tasking for Search (# of new cases –7)	97	100	FAC2A
Awaiting Tasking for Review (# of new cases –0)	58	60	FAC2A
Awaiting IDO/SRB Review	6	6	FAC2A
Search Complete/Need Relevancy Check	5	5	FAC2A
Search Complete/No Records	0	0	
Ready for Scanning (# of new cases –1)	28	29	FAC2A
Documents Ordered from WNRC (# of new cases – 0)	1	1	WNRC
Tasked for Search (E-Task/E-mail) (# of new cases –0)	140	138	Element
Awaiting Search by FOIA Staff (WISE/ISM) (# of new cases –2)	106	107	FAC2A
Tasked for Review (E-Task/E-mail) (# of new cases – 0)	162	154	Element
Sent for Contractor Review	0	0	Contractor
Referred to Other Agencies for Review & Return (# of new cases – 0)	83	83	Gov't Agencies
Returned from Element/Ready for Work (# of new cases - 1)	149	158	FAC2A
Still Interested Letter Sent To Requester (fee estimates)	0	0	Requester
Assigned to FOIA Staff (# of new Cases – 0)	90	84	FAC2A
General Counsel (GC) Review	20	19	GC
Awaiting Signature (Team Lead) (# of new cases – 0)	108	112	FAC2A
TOTAL	1,053	1,056	

# of Open Cases beginning FY14	1018	# of Open Cases beginning FY15	876
# of New Cases For FY14	942	# of New Cases For FY15	905
# of Closed Cases	1002	# of Closed Cases	730
Amended Case Impact	-2	Amended/Change in Request Type (+/-)	+5
FOIA Backlog as of 30 Jun – 04 Jul 14	956	Current FOIA Backlog	1,056

of New Cases – 11

of Closed Cases – 9

[illegible]

FAC FOIA Backlog Status Weekly Report

29 September – 3 October 2014

Status	# of cases 22 - 27 Sep	# of cases 29 Sep – 3 Oct	Location
Awaiting Tasking for Search (# of new cases – 0)	60	75	FAC2A
Awaiting Tasking for Review (# of new cases – 4)	43	55	FAC2A
Awaiting IDO/SRB Review	7	7	FAC2A
Search Complete/Need Relevancy Check	0	0	FAC2A
Search Complete/No Records	0	0	
Ready for Scanning (# of new cases – 14)	27	31	FAC2A
Documents Ordered from WNRC (# of new cases – 0)	1	1	WNRC
Tasked for Search (E-Task/E-mail) (# of new cases – 0)	121	105	Element
Awaiting Search by FOIA Staff (WISE/ISM) (# of new cases – 24)	69	81	FAC2A
Tasked for Review (E-Task/E-mail) (# of new cases – 0)	150	155	Element
Sent for Contractor Review	0	0	Contractor
Referred to Other Agencies for Review & Return (# of new cases – 0)	89	95	Gov't Agencies
Returned from Element/Ready for Work (# of new cases - 0)	63	71	FAC2A
Still Interested Letter Sent To Requester (fee estimates)	0	2	Requester
Assigned to FOIA Staff (# of new Cases – 0)	126	100	FAC2A
General Counsel (GC) Review	30	30	GC
Awaiting Signature (Team Lead) (# of new cases – 2)	106	112	FAC2A
TOTAL	892	920	

# of Open Cases beginning FY14	1018	# of Open Cases beginning FY15	876
# of New Cases For FY14	23	# of New Cases For FY15	43
# of Closed Cases	0	# of Closed Cases	0
Amended Case Impact	0	Amended/Change in Request Type (+/-)	+1
FOIA Backlog as of 30 Sep - 4 Oct 13	1041	Current FOIA Backlog	920

of New Cases – 44

of Closed Cases – 20

[illegible]

FAC FOIA Backlog Status Weekly Report

30 March – 3 April 2015

Status	# of cases 23 – 27 Mar	# of cases 30 Mar – 3 Apr	Location
Awaiting Tasking for Search (# of new cases – 3)	80	83	FAC2A
Awaiting Tasking for Review (# of new cases – 1)	85	70	FAC2A
Awaiting IDO/SRB Review	0	0	FAC2A
Search Complete/Need Relevancy Check	3	4	FAC2A
Search Complete/No Records	0	0	
Ready for Scanning (# of new cases – 2)	19	18	FAC2A
Documents Ordered from WNRC (# of new cases – 0)	1	1	WNRC
Tasked for Search (E-Task/E-mail) (# of new cases – 0)	140	137	Element
Awaiting Search by FOIA Staff (WISE/ISM) (# of new cases – 68)	84	148	FAC2A
Tasked for Review (E-Task/E-mail) (# of new cases – 0)	154	163	Element
Sent for Contractor Review	0	0	Contractor
Referred to Other Agencies for Review & Return (# of new cases – 0)	75	75	Gov't Agencies
Returned from Element/Ready for Work (# of new cases - 1)	128	124	FAC2A
Still Interested Letter Sent To Requester (fee estimates)	0	0	Requester
Assigned to FOIA Staff (# of new Cases – 1)	107	114	FAC2A
General Counsel (GC) Review	18	18	GC
Awaiting Signature (Team Lead) (# of new cases – 32)	115	104	FAC2A
TOTAL	1,009	1,059	

# of Open Cases beginning FY14	1018	# of Open Cases beginning FY15	876
# of New Cases For FY14	670	# of New Cases For FY15	637
# of Closed Cases	689	# of Closed Cases	457
Amended Case Impact	-4	Amended/Change in Request Type (+/-)	+3
FOIA Backlog as of 31 Mar- 4 Apr 14	995	Current FOIA Backlog	1,059

of New Cases – 108

of Closed Cases – 58

[illegible]

FAC FOIA Backlog Status Weekly Report

31 Aug – 04 Sept 2015

Status	# of cases 24 – 28 Aug	# of cases 31 Aug – 4 Sept	Location
Awaiting Tasking for Search (# of new cases –1)	78	76	FAC2A
Awaiting Tasking for Review (# of new cases –0)	93	94	FAC2A
Awaiting IDO/SRB Review	3	2	FAC2A
Search Complete/Need Relevancy Check	5	5	FAC2A
Search Complete/No Records	0	0	
Ready for Scanning (# of new cases –4)	37	39	FAC2A
Documents Ordered from WNRC (# of new cases – 0)	1	1	WNRC
Tasked for Search (E-Task/E-mail) (# of new cases –0)	180	179	Element
Awaiting Search by FOIA Staff (WISE/ISM) (# of new cases –8)	95	95	FAC2A
Tasked for Review (E-Task/E-mail) (# of new cases – 0)	137	135	Element
Sent for Contractor Review	0	0	Contractor
Referred to Other Agencies for Review & Return (# of new cases – 0)	79	84	Gov't Agencies
Returned from Element/Ready for Work (# of new cases - 0)	166	164	FAC2A
Still Interested Letter Sent To Requester (fee estimates)	0	0	Requester
Assigned to FOIA Staff (# of new Cases – 0)	73	78	FAC2A
General Counsel (GC) Review	19	19	GC
Awaiting Signature (Team Lead) (# of new cases – 0)	144	130	FAC2A
TOTAL	1,110	1,101	

# of Open Cases beginning FY14	1018	# of Open Cases beginning FY15	876
# of New Cases For FY14	1148	# of New Cases For FY15	1133
# of Closed Cases	1237	# of Closed Cases	911
Amended Case Impact	+3	Amended/Change in Request Type (+/-)	+3
FOIA Backlog as of 01 – 06 Sept 14	932	Current FOIA Backlog	1,101

of New Cases – 13

of Closed Cases – 22

[illegible]

NUMBER OF OPEN FOIA/PA CASES BY YEAR

FY15 as of 28 Feb 2015

	FY01	FY02	FY03	FY04	FY05	FY06	FY07	FY08	FY09	FY10	FY11	FY12	FY13	FY14	FY15	TOTAL
FOIA	1	5	12	11	28	33	34	33	34	43	47	46	96	211	140	774
FOIA Consultations						1		1	5	7	6	12	28	65	54	179
PA							1		1			5	2	11	40	60
PA Consultations															14	14
TOTAL	1	5	12	11	28	34	35	34	40	50	53	63	126	287	248	1027
Appeals								5	2	4	9	11	18	23	21	93

FY15 as of 31 Jan 2015

	FY01	FY02	FY03	FY04	FY05	FY06	FY07	FY08	FY09	FY10	FY11	FY12	FY13	FY14	FY15	TOTAL
FOIA	3	6	12	12	30	33	34	33	34	43	47	46	98	213	119	763
FOIA Consultations						1		1	5	7	7	12	28	68	51	180
PA							1		1			6	2	11	27	48
PA Consultations															12	12
TOTAL	3	6	12	12	30	34	35	34	40	50	54	64	128	292	209	1003
Appeals								5	2	4	9	11	18	23	17	89

DoD Mandate 10% (FOIA/PA only)		DoD Mandate 10% (Appeals)		DoD Mandate 10% (Consultations - FOIA/PA Only)	
Start FY15 Backlog =	736	Start FY15 Backlog =	81	Start FY15 Backlog =	140
Current Backlog =	834	Current Backlog =	93	Current Backlog =	193
Difference in Backlog =	-98	Difference in Backlog =	-12	Difference in Backlog =	-53
Cases Closed =	186	Cases Closed =	10	Cases Closed =	110
Reduction % () =	-13.3%	Reduction % () =	-14.8%	Reduction % () =	-38%

Legend:	% decreased =
	% increased =
	% no change =



NUMBER OF OPEN FOIA/PA CASES BY YEAR

FY15 as of 30 Apr 2015

	FY01	FY02	FY03	FY04	FY05	FY06	FY07	FY08	FY09	FY10	FY11	FY12	FY13	FY14	FY15	TOTAL
FOIA	1	4	11	11	27	33	31	32	30	43	46	46	92	200	192	799
FOIA Consultations						1		1	2	7	5	10	24	31	65	146
PA							1		1			5	2	10	36	55
PA Consultations															9	9
TOTAL	1	4	11	11	27	34	32	33	33	50	51	61	118	241	302	1009
Appeals								2	2	4	9	9	16	17	23	82

FY15 as of 31 Mar 2015

	FY01	FY02	FY03	FY04	FY05	FY06	FY07	FY08	FY09	FY10	FY11	FY12	FY13	FY14	FY15	TOTAL
FOIA	1	5	11	11	28	33	34	33	33	43	46	46	96	203	158	781
FOIA Consultations						1		1	2	7	6	12	27	42	53	151
PA							1		1			5	2	10	34	53
PA Consultations															24	24
TOTAL	1	5	11	11	28	34	35	34	36	50	52	63	125	255	269	1009
Appeals								2	2	4	9	9	16	18	21	81

DoD Mandate 10%
(FOIA/PA only)

Start FY15 Backlog = **736**
 Current Backlog = **854**
 Difference in Backlog = **-118**
 Cases Closed = **389**
 Reduction % () = **-16.0%**

DoD Mandate 10%
(Appeals)

Start FY15 Backlog = **81**
 Current Backlog = **82**
 Difference in Backlog = **-1**
 Cases Closed = **23**
 Reduction % () = **-1.2%**

DoD Mandate 10%
(Consultations - FOIA/PA
Only)

Start FY15 Backlog = **140**
 Current Backlog = **155**
 Difference in Backlog = **-15**
 Cases Closed = **206**
 Reduction % () = **-11%**

Legend:

% decreased =

% increased =

% no change =



NUMBER OF OPEN FOIA/PA CASES BY YEAR

FY15 as of 30 June 2015

	FY01	FY02	FY03	FY04	FY05	FY06	FY07	FY08	FY09	FY10	FY11	FY12	FY13	FY14	FY15	TOTAL
FOIA	1	4	9	11	25	30	27	29	30	38	44	43	87	195	241	814
FOIA Consultations						1		1	2	7	4	10	21	27	82	155
PA							1		1			5	2	10	55	74
PA Consultations															13	13
TOTAL	1	4	9	11	25	31	28	30	33	45	48	58	110	232	391	1056
Appeals								2	2	4	9	6	16	17	25	81

FY15 as of 31 May 2015

	FY01	FY02	FY03	FY04	FY05	FY06	FY07	FY08	FY09	FY10	FY11	FY12	FY13	FY14	FY15	TOTAL
FOIA	1	4	11	11	27	32	30	32	30	41	45	45	91	199	210	809
FOIA Consultations						1		1	2	7	5	10	22	31	77	156
PA							1		1			5	2	10	42	61
PA Consultations															5	5
TOTAL	1	4	11	11	27	33	31	33	33	48	50	60	115	240	334	1031
Appeals								2	2	4	9	6	16	17	21	77

DoD Mandate 10% (FOIA/PA only)			DoD Mandate 10% (Appeals)			DoD Mandate 10% (Consultations - FOIA/PA Only)		
Start FY15 Backlog =	736		Start FY15 Backlog =	81		Start FY15 Backlog =	140	
Current Backlog =	888		Current Backlog =	81		Current Backlog =	168	
Difference in Backlog =	-152		Difference in Backlog =	0		Difference in Backlog =	-28	
Cases Closed =	487		Cases Closed =	28		Cases Closed =	238	
Reduction % () =	-20.7%		Reduction % () =	0.0%		Reduction % () =	-20%	

Legend:

% decreased =

% increased =

% no change =



NUMBER OF OPEN FOIA/PA CASES BY YEAR

FY15 as of 30 Nov 2014

	FY01	FY02	FY03	FY04	FY05	FY06	FY07	FY08	FY09	FY10	FY11	FY12	FY13	FY14	FY15	TOTAL
FOIA	4	8	12	14	31	33	34	36	34	46	47	48	102	225	73	747
FOIA Consultations						2		1	6	7	7	13	30	74	37	177
PA							1		1			6	3	16	17	44
PA Consultations															22	22
TOTAL	4	8	12	14	31	35	35	37	41	53	54	67	135	315	149	990

Note: Two FOIA cases (1)-FY06 & (1)-FY09 were being tracked in FY11 in error. Due to a glitch in FOIAExpress, they both had a October 2010 received date. The database has been updated to reflect the correct received dates. As a result, the total for FY11 decreased by 2; FY06 and FY09 increased by 1.

Appeals								5	3	5	10	11	18	27	14	93
---------	--	--	--	--	--	--	--	---	---	---	----	----	----	----	----	----

FY15 as of 31 Oct 2014

	FY01	FY02	FY03	FY04	FY05	FY06	FY07	FY08	FY09	FY10	FY11	FY12	FY13	FY14	FY15	TOTAL
FOIA	4	8	13	15	31	32	34	38	33	47	51	48	104	231	46	735
FOIA Consultations						2		1	6	7	7	13	30	74	28	168
PA							1		1	1		6	4	19	19	51
PA Consultations															27	27
TOTAL	4	8	13	15	31	34	35	39	40	55	58	67	138	324	120	981
Appeals								5	3	5	10	11	18	28	6	86

DoD Mandate 10% (FOIA/PA only)		DoD Mandate 10% (Appeals)		DoD Mandate 10% (Consultations - FOIA/PA Only)	
Start FY15 Backlog =	736	Start FY15 Backlog =	81	Start FY15 Backlog =	140
Current Backlog =	791	Current Backlog =	93	Current Backlog =	199
Difference in Backlog =	-55	Difference in Backlog =	-12	Difference in Backlog =	-59
Cases Closed =	64	Cases Closed =	1	Cases Closed =	26
Reduction % () =	-7.5%	Reduction % () =	-14.8%	Reduction % () =	-42%

Legend:

% decreased =

% increased =

% no change =



NUMBER OF OPEN FOIA/PA CASES BY YEAR

FY14 as of 30 Sep 2014

	CY00	FY01	FY02	FY03	FY04	FY05	FY06	FY07	FY08	FY09	FY10	FY11	FY12	FY13	FY14	TOTAL
FOIA		4	8	13	15	31	33	36	38	34	47	51	48	105	241	704
FOIA Consultations							2		1	6	7	7	13	30	74	140
PA								1		1	1		6	4	19	32
PA Consultations															0	0
TOTAL		4	8	13	15	31	35	37	39	41	55	58	67	139	334	876
Appeals									5	3	5	10	11	18	29	81

FY14 as of 31 Aug 2014

	CY00	FY01	FY02	FY03	FY04	FY05	FY06	FY07	FY08	FY09	FY10	FY11	FY12	FY13	FY14	TOTAL
FOIA		7	9	15	16	33	34	40	41	38	49	54	51	116	248	751
FOIA Consultations							2		1	6	7	7	13	33	68	137
PA								1		1	1		6	6	29	44
PA Consultations															5	5
TOTAL		7	9	15	16	33	36	41	42	45	57	61	70	155	350	937
Appeals					1		3	1	5	4	8	14	14	28	38	116

Note: Due to the received date, Appeal FY03 one case reported for 31 Jul 14, should have been entered in FY04.

DIA Gold Standard 20% (FOIA/PA/CONS)	DoD Mandate 10% (FOIA/PA only)	DIA Gold Standard 20% (Appeals)	DoD Mandate 10% (Appeals)
Start FY14 Backlog = 1018	Start FY14 Backlog = 839	Start FY14 Backlog = 94	Start FY14 Backlog = 94
Current Backlog = 876	Current Backlog = 736	Current Backlog = 81	Current Backlog = 81
Difference in Backlog = 142	Difference in Backlog = 103	Difference in Backlog = 13	Difference in Backlog = 13
Cases Closed = 1337	Cases Closed = 944	Cases Closed = 68	Cases Closed = 68
Reduction % () = 13.9%	Reduction % () = 12.3%	Reduction % () = 14%	Reduction % () = 14%
(NEW)FOIA Consultations 10% (FOIA/PA only)	Legend: % decreased = % increased = % no change =		
Start FY14 Backlog = 179			
Current Backlog = 140			
Difference in Backlog = 39			
Cases Closed = 424			
Reduction % () = 21.8%			



NUMBER OF OPEN FOIA/PA CASES BY YEAR

FY15 as of 30 September 2015

	FY01	FY02	FY03	FY04	FY05	FY06	FY07	FY08	FY09	FY10	FY11	FY12	FY13	FY14	FY15	TOTAL
FOIA	1	2	8	11	24	30	27	27	27	35	43	39	82	182	270	808
FOIA Consultations										6	4	7	19	27	106	169
PA							1					3	2	9	72	87
PA Consultations															24	24
TOTAL	1	2	8	11	24	30	28	27	27	41	47	49	103	218	472	1,088
Appeals								1	1	4	9	5	14	15	28	77

FY15 as of 31 August 2015

	FY01	FY02	FY03	FY04	FY05	FY06	FY07	FY08	FY09	FY10	FY11	FY12	FY13	FY14	FY15	TOTAL
FOIA	1	3	8	11	24	30	27	28	28	37	44	40	86	186	267	820
FOIA Consultations								1	2	6	4	9	19	27	100	168
PA							1		1			4	2	10	67	85
PA Consultations															32	32
TOTAL	1	3	8	11	24	30	28	29	31	43	48	53	107	223	466	1,105
Appeals								2	2	4	9	6	16	17	29	85

DoD Mandate 10% (FOIA/PA only)			DoD Mandate 10% (Appeals)			DoD Mandate 10% (Consultations - FOIA/PA Only)		
Start FY15 Backlog = 772			Start FY15 Backlog = 84			Start FY15 Backlog = 4		
Current Backlog = 895			Current Backlog = 77			Current Backlog = 193		
Difference in Backlog = -163			Difference in Backlog = 3			Difference in Backlog = -52		
Cases Closed = 684			Cases Closed = 43			Cases Closed = 320		
Reduction % () = -22.3%			Reduction % () = 3.8%			Reduction % () = -37%		

NOTE: **Updated all starting backlog numbers**

FOIA backlog decreased by 4
Appeals backlog decreased by 1
Consultations backlog increased by 1

Legend:

% decreased =
% increased =
% no change =



NUMBER OF OPEN FOIA/PA CASES BY YEAR

FY15 as of 30 September 2015

	FY01	FY02	FY03	FY04	FY05	FY06	FY07	FY08	FY09	FY10	FY11	FY12	FY13	FY14	FY15	TOTAL
FOIA	1	2	8	11	24	30	27	27	27	35	43	39	82	182	270	808
FOIA Consultations										6	4	7	19	27	106	169
PA							1					3	2	9	72	87
PA Consultations															24	24
TOTAL	1	2	8	11	24	30	28	27	27	41	47	49	103	218	472	1,088
Appeals								1	1	4	9	5	14	15	28	77

FY15 as of 31 August 2015

	FY01	FY02	FY03	FY04	FY05	FY06	FY07	FY08	FY09	FY10	FY11	FY12	FY13	FY14	FY15	TOTAL
FOIA	1	3	8	11	24	30	27	28	28	37	44	40	86	186	267	820
FOIA Consultations								1	2	6	4	9	19	27	100	168
PA							1		1			4	2	10	67	85
PA Consultations															32	32
TOTAL	1	3	8	11	24	30	28	29	31	43	48	53	107	223	466	1,105
Appeals								2	2	4	9	6	16	17	29	85

DoD Mandate 10% (FOIA/PA only)			DoD Mandate 10% (Appeals)			DoD Mandate 10% (Consultations - FOIA/PA Only)		
Start FY15 Backlog =	736		Start FY15 Backlog =	81		Start FY15 Backlog =	140	
Current Backlog =	895		Current Backlog =	77		Current Backlog =	193	
Difference in Backlog =	-159		Difference in Backlog =	4		Difference in Backlog =	-53	
Cases Closed =	684		Cases Closed =	43		Cases Closed =	320	
Reduction % () =	-21.6%		Reduction % () =	4.9%		Reduction % () =	-38%	

Legend:	% decreased =
	% increased =
	% no change =



NUMBER OF OPEN FOIA/PA CASES BY YEAR

FY15 as of 31 August 2015

	FY01	FY02	FY03	FY04	FY05	FY06	FY07	FY08	FY09	FY10	FY11	FY12	FY13	FY14	FY15	TOTAL
FOIA	1	3	8	11	24	30	27	28	28	37	44	40	86	186	267	820
FOIA Consultations								1	2	6	4	9	19	27	100	168
PA							1		1			4	2	10	67	85
PA Consultations															32	32
TOTAL	1	3	8	11	24	30	28	29	31	43	48	53	107	223	466	1,105
Appeals								2	2	4	9	6	16	17	29	85

FY15 as of 31 July 2015

	FY01	FY02	FY03	FY04	FY05	FY06	FY07	FY08	FY09	FY10	FY11	FY12	FY13	FY14	FY15	TOTAL
FOIA	1	4	8	11	24	30	27	29	30	38	44	41	86	192	252	817
FOIA Consultations						1		1	2	7	4	9	21	27	92	164
PA							1		1			5	2	10	65	84
PA Consultations															29	29
TOTAL	1	4	8	11	24	31	28	30	33	45	48	55	109	229	438	1094
Appeals								2	2	4	9	6	16	17	30	86

DoD Mandate 10% (FOIA/PA only)	DoD Mandate 10% (Appeals)	DoD Mandate 10% (Consultations - FOIA/PA Only)
Start FY15 Backlog = 736	Start FY15 Backlog = 81	Start FY15 Backlog = 140
Current Backlog = 905	Current Backlog = 81	Current Backlog = 200
Difference in Backlog = -169	Difference in Backlog = 0	Difference in Backlog = -60
Cases Closed = 608	Cases Closed = 31	Cases Closed = 285
Reduction % () = -23.0%	Reduction % () = 0.0%	Reduction % () = -43%

Legend:

% decreased =

% increased =

% no change =



NUMBER OF OPEN FOIA/PA CASES BY YEAR

FY15 as of 31 Dec 2014

	FY01	FY02	FY03	FY04	FY05	FY06	FY07	FY08	FY09	FY10	FY11	FY12	FY13	FY14	FY15	TOTAL
FOIA	4	7	12	13	30	33	34	34	34	44	47	46	98	217	101	754
FOIA Consultations						1		1	6	7	7	12	28	68	43	173
PA							1		1			6	3	14	22	47
PA Consultations															17	17
TOTAL	4	7	12	13	30	34	35	35	41	51	54	64	129	299	183	991
Appeals								5	3	5	10	11	18	27	15	94

FY15 as of 30 Nov 2014

	FY01	FY02	FY03	FY04	FY05	FY06	FY07	FY08	FY09	FY10	FY11	FY12	FY13	FY14	FY15	TOTAL
FOIA	4	8	12	14	31	33	34	36	34	46	47	48	102	225	73	747
FOIA Consultations						2		1	6	7	7	13	30	74	37	177
PA							1		1			6	3	16	17	44
PA Consultations															22	22
TOTAL	4	8	12	14	31	35	35	37	41	53	54	67	135	315	149	990

Note: Two FOIA cases (1)-FY06 & (1)-FY09 were being tracked in FY11 in error. Due to a glitch in FOIAExpress, they both had a October 2010 received date. The database has been updated to reflect the correct received dates. As a result, the total for FY11 decreased by 2; FY06 and FY09 increased by 1.

Appeals								5	3	5	10	11	18	27	14	93
---------	--	--	--	--	--	--	--	---	---	---	----	----	----	----	----	----

DoD Mandate 10% (FOIA/PA only)		DoD Mandate 10% (Appeals)		DoD Mandate 10% (Consultations - FOIA/PA Only)	
Start FY15 Backlog =	736	Start FY15 Backlog =	81	Start FY15 Backlog =	140
Current Backlog =	801	Current Backlog =	94	Current Backlog =	190
Difference in Backlog =	-65	Difference in Backlog =	-13	Difference in Backlog =	-50
Cases Closed =	112	Cases Closed =	1	Cases Closed =	67
Reduction % () =	-8.8%	Reduction % () =	-16.0%	Reduction % () =	-36%

Legend:

% decreased =

% increased =

% no change =



NUMBER OF OPEN FOIA/PA CASES BY YEAR

FY15 as of 31 Jan 2015

	FY01	FY02	FY03	FY04	FY05	FY06	FY07	FY08	FY09	FY10	FY11	FY12	FY13	FY14	FY15	TOTAL
FOIA	3	6	12	12	30	33	34	33	34	43	47	46	98	213	119	763
FOIA Consultations						1		1	5	7	7	12	28	68	51	180
PA							1		1			6	2	11	27	48
PA Consultations															12	12
TOTAL	3	6	12	12	30	34	35	34	40	50	54	64	128	292	209	1003
Appeals								5	2	4	9	11	18	23	17	89

FY15 as of 31 Dec 2014

	FY01	FY02	FY03	FY04	FY05	FY06	FY07	FY08	FY09	FY10	FY11	FY12	FY13	FY14	FY15	TOTAL
FOIA	4	7	12	13	30	33	34	34	34	44	47	46	98	217	101	754
FOIA Consultations						1		1	6	7	7	12	28	68	43	173
PA							1		1			6	3	14	22	47
PA Consultations															17	17
TOTAL	4	7	12	13	30	34	35	35	41	51	54	64	129	299	183	991
Appeals								5	3	5	10	11	18	27	15	94

DoD Mandate 10% (FOIA/PA only)		DoD Mandate 10% (Appeals)		DoD Mandate 10% (Consultations - FOIA/PA Only)	
Start FY15 Backlog =	736	Start FY15 Backlog =	81	Start FY15 Backlog =	140
Current Backlog =	811	Current Backlog =	89	Current Backlog =	192
Difference in Backlog =	-75	Difference in Backlog =	-8	Difference in Backlog =	-52
Cases Closed =	158	Cases Closed =	8	Cases Closed =	93
Reduction % () =	-10.2%	Reduction % () =	-9.9%	Reduction % () =	-37%

Legend:

% decreased =

% increased =

% no change =



NUMBER OF OPEN FOIA/PA CASES BY YEAR

FY15 as of 31 July 2015

	FY01	FY02	FY03	FY04	FY05	FY06	FY07	FY08	FY09	FY10	FY11	FY12	FY13	FY14	FY15	TOTAL
FOIA	1	4	8	11	24	30	27	29	30	38	44	41	86	192	252	817
FOIA Consultations						1		1	2	7	4	9	21	27	92	164
PA							1		1			5	2	10	65	84
PA Consultations															29	29
TOTAL	1	4	8	11	24	31	28	30	33	45	48	55	109	229	438	1094
Appeals								2	2	4	9	6	16	17	30	86

FY15 as of 30 June 2015

	FY01	FY02	FY03	FY04	FY05	FY06	FY07	FY08	FY09	FY10	FY11	FY12	FY13	FY14	FY15	TOTAL
FOIA	1	4	9	11	25	30	27	29	30	38	44	43	87	195	241	814
FOIA Consultations						1		1	2	7	4	10	21	27	82	155
PA							1		1			5	2	10	55	74
PA Consultations															13	13
TOTAL	1	4	9	11	25	31	28	30	33	45	48	58	110	232	391	1056
Appeals								2	2	4	9	6	16	17	25	81

DoD Mandate 10%
(FOIA/PA only)

Start FY15 Backlog = **736**
Current Backlog = **901**
Difference in Backlog = **-165**
Cases Closed = **546**
Reduction % () = **-22.4%**

DoD Mandate 10%
(Appeals)

Start FY15 Backlog = **81**
Current Backlog = **86**
Difference in Backlog = **-5**
Cases Closed = **28**
Reduction % () = **-6.2%**

DoD Mandate 10%
(Consultations - FOIA/PA
Only)

Start FY15 Backlog = **140**
Current Backlog = **193**
Difference in Backlog = **-53**
Cases Closed = **252**
Reduction % () = **-38%**

Legend:

% decreased =

% increased =

% no change =



NUMBER OF OPEN FOIA/PA CASES BY YEAR

FY15 as of 31 Mar 2015

	FY01	FY02	FY03	FY04	FY05	FY06	FY07	FY08	FY09	FY10	FY11	FY12	FY13	FY14	FY15	TOTAL
FOIA	1	5	11	11	28	33	34	33	33	43	46	46	96	203	158	781
FOIA Consultations						1		1	2	7	6	12	27	42	53	151
PA							1		1			5	2	10	34	53
PA Consultations															24	24
TOTAL	1	5	11	11	28	34	35	34	36	50	52	63	125	255	269	1009
Appeals								2	2	4	9	9	16	18	21	81

FY15 as of 28 Feb 2015

	FY01	FY02	FY03	FY04	FY05	FY06	FY07	FY08	FY09	FY10	FY11	FY12	FY13	FY14	FY15	TOTAL
FOIA	1	5	12	11	28	33	34	33	34	43	47	46	96	211	140	774
FOIA Consultations						1		1	5	7	6	12	28	65	54	179
PA							1		1			5	2	11	40	60
PA Consultations															14	14
TOTAL	1	5	12	11	28	34	35	34	40	50	53	63	126	287	248	1027
Appeals								5	2	4	9	11	18	23	21	93

DoD Mandate 10% (FOIA/PA only)		DoD Mandate 10% (Appeals)		DoD Mandate 10% (Consultations - FOIA/PA Only)	
Start FY15 Backlog =	736	Start FY15 Backlog =	81	Start FY15 Backlog =	140
Current Backlog =	834	Current Backlog =	81	Current Backlog =	175
Difference in Backlog =	-98	Difference in Backlog =	0	Difference in Backlog =	-35
Cases Closed =	241	Cases Closed =	22	Cases Closed =	158
Reduction % () =	-13.3%	Reduction % () =	0.0%	Reduction % () =	-25%

Legend:

% decreased =

% increased =

% no change =



NUMBER OF OPEN FOIA/PA CASES BY YEAR

FY15 as of 31 May 2015

	FY01	FY02	FY03	FY04	FY05	FY06	FY07	FY08	FY09	FY10	FY11	FY12	FY13	FY14	FY15	TOTAL
FOIA	1	4	11	11	27	32	30	32	30	41	45	45	91	199	210	809
FOIA Consultations						1		1	2	7	5	10	22	31	77	156
PA							1		1			5	2	10	42	61
PA Consultations															5	5
TOTAL	1	4	11	11	27	33	31	33	33	48	50	60	115	240	334	1031
Appeals								2	2	4	9	6	16	17	21	77

FY15 as of 30 Apr 2015

	FY01	FY02	FY03	FY04	FY05	FY06	FY07	FY08	FY09	FY10	FY11	FY12	FY13	FY14	FY15	TOTAL
FOIA	1	4	11	11	27	33	31	32	30	43	46	46	92	200	192	799
FOIA Consultations						1		1	2	7	5	10	24	31	65	146
PA							1		1			5	2	10	36	55
PA Consultations															9	9
TOTAL	1	4	11	11	27	34	32	33	33	50	51	61	118	241	302	1009
Appeals								2	2	4	9	9	16	17	23	82

DoD Mandate 10% (FOIA/PA only)		DoD Mandate 10% (Appeals)		DoD Mandate 10% (Consultations - FOIA/PA Only)	
Start FY15 Backlog =	736	Start FY15 Backlog =	81	Start FY15 Backlog =	140
Current Backlog =	870	Current Backlog =	77	Current Backlog =	161
Difference in Backlog =	-134	Difference in Backlog =	4	Difference in Backlog =	-21
Cases Closed =	425	Cases Closed =	28	Cases Closed =	219
Reduction % () =	-18.2%	Reduction % () =	4.9%	Reduction % () =	-15%

Legend:

% decreased =

% increased =

% no change =



NUMBER OF OPEN FOIA/PA CASES BY YEAR

FY15 as of 31 Oct 2014

	FY01	FY02	FY03	FY04	FY05	FY06	FY07	FY08	FY09	FY10	FY11	FY12	FY13	FY14	FY15	TOTAL
FOIA	4	8	13	15	31	32	34	38	33	47	51	48	104	231	46	735
FOIA Consultations						2		1	6	7	7	13	30	74	28	168
PA							1		1	1		6	4	19	19	51
PA Consultations															27	27
TOTAL	4	8	13	15	31	34	35	39	40	55	58	67	138	324	120	981
Appeals								5	3	5	10	11	18	28	6	86

FY14 as of 30 Sep 2014

	CY00	FY01	FY02	FY03	FY04	FY05	FY06	FY07	FY08	FY09	FY10	FY11	FY12	FY13	FY14	TOTAL
FOIA		4	8	13	15	31	33	36	38	34	47	51	48	105	241	704
FOIA Consultations							2		1	6	7	7	13	30	74	140
PA								1		1	1		6	4	19	32
PA Consultations															0	0
TOTAL		4	8	13	15	31	35	37	39	41	55	58	67	139	334	876
Appeals									5	3	5	10	11	18	29	81

DoD Mandate 10% (FOIA/PA only)	DoD Mandate 10% (Appeals)	DoD Mandate 10% (Consultations - FOIA/PA Only)
Start FY15 Backlog = 736	Start FY15 Backlog = 81	Start FY15 Backlog = 140
Current Backlog = 786	Current Backlog = 86	Current Backlog = 195
Difference in Backlog = -50	Difference in Backlog = -5	Difference in Backlog = -55
Cases Closed = 20	Cases Closed = 1	Cases Closed = 2
Reduction % () = -6.8%	Reduction % () = -6.2%	Reduction % () = -39%

Legend:

% decreased =

% increased =

% no change =



Request for Documents Status Report

Print Export View Details Back

DIA
Bolling Air Force Base Room E4-234
Washington, DC 20340-1651

Report Date :05/01/2015

Time :10:43:32 AM

Requests Status Report
For the month of April , 2015

Request Types	Requests Received	Requests Closed	Requests Pending	Requests Overdue
Appeal	2	1	85	77
FOIA	130	112	830	635
FOIA Consultation	14	19	150	132
PA	37	36	55	39
PA Consultation	14	29	9	6
TOTAL	197	197	1129	889

Appeal: $85 - 3 \text{ LITS} = 82$ FOIA: $830 - 1 \text{ CONS} - 30 \text{ LITS} = 799$ CONF: $150 + 1 \text{ CONS} - 5 \text{ LITS} = 146$

PA: 55

CONF: 9

Backlog

1,009

Print Export View Details Back

DIA
 Bolling Air Force Base Room E4-234
 Washington, DC 20340-1651
 Report Date :09/01/2015
 Time :8:14:45 AM

Requests Status Report
For the month of August , 2015

Request Types	Requests Received	Requests Closed	Requests Pending	Requests Overdue
Appeal	2	3	87	79
FOIA	41	-1 CONF 38 38	851	672
FOIA Consultation	11	+1 CONF 7 8	173	156
PA	25	24	85	61
PA Consultation	29	26	32	11
TOTAL	108	98	1228	979

Appeal: $87 - 2 \text{ LITS} = 85$

FOIA: $851 - 31 \text{ LITS} = 820$

CONF: $173 - 5 \text{ LITCONF} = 168$

PA: 85

Backlog

1,105

COMP: 32

Print Export View Details Back

DIA
 Bolling Air Force Base Room E4-234
 Washington, DC 20340-1651
 Report Date :01/05/2015
 Time :9:59:57 AM

Requests Status Report
For the month of December , 2014

Request Types	Requests Received	Requests Closed	Requests Pending	Requests Overdue
Appeal	1	0	97	89
FOIA	36	(-1CONS) 28 29	785	619
FOIA Consultation	8	(+1CONS) 12 11	177	168
PA	23	20	47	33
PA Consultation	24	29	17	5
TOTAL	92	89	1123	914

Appeals: $97 - 3 \text{ LITS} = 94$

FOIA: $785 - 1 \text{ CONS} - 30 \text{ LITS} = 754$

CONF: $177 + 1 \text{ CONS} - 5 \text{ LITCONS} = 173$

PA: 47

Backlog

COMP: 17

991

[Print](#) [Export](#) [View Details](#) [Back](#)

DIA
Bolling Air Force Base Room E4-234
Washington, DC 20340-1651
Report Date :03/02/2015
Time :12:29:40 PM

Requests Status Report
For the month of February , 2015

Request Types	Requests Received	Requests Closed	Requests Pending	Requests Overdue
Appeal	5	1	96	84
FOIA	25	14	805	624
FOIA Consultation	4	5	183	177
PA	26	14	60	38
PA Consultation	14	12	14	5
TOTAL	74	46	1158	928

-5 App = (69) / -1 App = (45)

Appeal: 96 - 3 LITS = 93

FOIA: 805 - 1 CONS - 30 LITS = 774

CONF: 183 + 1 - 5 LITCONS = 179

PA: 60

Backlog
1,027

COMP: 14

[Print](#) [Export](#) [View Details](#) [Back](#)

monthly whiteboard

DIA
 Bolling Air Force Base Room E4-234
 Washington, DC 20340-1651
 Report Date :02/02/2015
 Time :10:28:30 AM

Requests Status Report
For the month of January , 2015

Request Types	Requests Received	Requests Closed	Requests Pending	Requests Overdue
Appeal	2	7	92	84
FOIA	28	19	794	622
FOIA Consultation	8	1	184	173
PA	28	27	48	34
PA Consultation	19	25	12	4
TOTAL	85	79	1130	917

-2App=(83) / -7App=(72)

Appeal: 92 - 3 LITS = 89

FOIA: 794 - 1CONS - 30 LITS = 763

CONF: 184 + 1CONS - 5 LITCONS = 180

PA: 48

CONP: 12

Backlog
 1,003

Print Export View Details Back

DIA
 Bolling Air Force Base Room E4-234
 Washington, DC 20340-1651
 Report Date :08/03/2015
 Time :11:31:57 AM

Requests Status Report
 For the month of July , 2015

Request Types	Requests Received	Requests Closed	Requests Pending	Requests Overdue
Appeal	5	-1 LIT 01	88	77
FOIA	40	36	849	666
FOIA Consultation	13	4	168	149
PA	33	23	84	57
PA Consultation	26	10	29	8
TOTAL	117	73 24	1218	957

Appeal: $88 - 2 \text{ LITS} = 86$

FOIA: $849 - 1 \text{ CONF} - 31 \text{ LITS} = 817$

CONF: $168 + 1 \text{ CONF} - 5 \text{ LITCONS} = 164$

PA: 84

COMP: 29

Backlog
 1,094

[Print](#) [Export](#) [View Details](#) [Back](#)

DIA
Bolling Air Force Base Room E4-234
Washington, DC 20340-1651
Report Date :07/01/2015
Time :9:37:57 AM

Requests Status Report
For the month of June , 2015

Request Types	Requests Received	Requests Closed	Requests Pending	Requests Overdue
Appeal	4	0	84	74
FOIA	44	39	845	657
FOIA Consultation	6	7	159	148
PA	36	23	74	53
PA Consultation	20	12	13	2
TOTAL	110	81	1175	934

Appeal: $84 - 3 \text{ LITS} = 81$

FOIA: $845 - 1 \text{ CONF} - 30 \text{ LITS} = 814$

CONF: $159 + 1 \text{ CONF} - 5 \text{ LITCONS} = 155$

PA: 74

Backlog

1,056

COMP: 13

Print Export View Details Back

DIA
Bolling Air Force Base Room E4-234
Washington, DC 20340-1651
Report Date : 04/01/2015
Time : 8:57:26 AM

Requests Status Report
For the month of March , 2015

Request Types	Requests Received	Requests Closed	Requests Pending	Requests Overdue
Appeal	1	12	84	77
FOIA	29	22	812	624
FOIA Consultation	3	32	155	149
PA	26	33	53	36
PA Consultation	26	16	24	8
TOTAL	85	115	1128	894

- 1 App = (84) / - 12 App = (103)

Appeal: $84 - 3 \text{ LITS} = 81$

FOIA: $812 - 1 \text{ CONS} - 30 \text{ LITS} = 781$

CONF: $155 + 1 \text{ CONS} - 5 \text{ LITS} = 151$

Backlog
1,009

PA: 53

COMP: 24

Print Export View Details Back

DIA
Bolling Air Force Base Room E4-234
Washington, DC 20340-1651
Report Date :06/01/2015
Time :9:31:18 AM

Requests Status Report
For the month of May , 2015

Request Types	Requests Received	Requests Closed	Requests Pending	Requests Overdue
Appeal	0	5	80	74
FOIA	34	24	840	653
FOIA Consultation	12	2	160	142
PA	18	12	61	45
PA Consultation	7	11	5	2
TOTAL	71	54	1146	916

Appeal: $80 - 3 \text{ LITS} = 77$

FOIA: $840 - 1 \text{ CONF} - 30 \text{ LITS} = 809$

CONF: $160 + 1 \text{ CONF} - 5 \text{ LITCONF} = 156$

PA: 61

CONF: 5

Backlog
1,031

Print Export View Details Back

DIA
 Bolling Air Force Base Room E4-234
 Washington, DC 20340-1651
 Report Date :11/03/2014
 Time :4:37:56 PM

Requests Status Report
For the month of October , 2014

Request Types	Requests Received	Requests Closed	Requests Pending	Requests Overdue
Appeal	6	(-1 LIT) 1 2	88	76
FOIA	48	16	766	597
FOIA Consultation	29	1	171	147
PA	23	4	51	34
PA Consultation	28	1	27	6
TOTAL	134	23 24	1103	860

-6 App = (128) - 1 App = (22)

Appeals: $88 - 2 \text{ LITS} = 86$

FOIA: $766 - 2 \text{ CONS} - 29 \text{ LITS} = 735$

CONF: $171 + 2 \text{ CONS} - 5 \text{ LITCONS} = 168$

PA: 51

Backlog

981

CONF: 27

Print Export View Details Back

DIA
Bolling Air Force Base Room E4-234
Washington, DC 20340-1651
Report Date :10/02/2015
Time :10:55:22 AM

Requests Status Report
For the month of September, 2015

Request Types	Requests Received	Requests Closed	Requests Pending	Requests Overdue
Appeal	4	12	79	69
FOIA	41	54	839	671
FOIA Consultation	13	12	174	157
PA	24	22	87	69
PA Consultation	16	25	24	9
TOTAL	98	125	1203	975

-4 App = 94 / -12 App = 113

Appeal: 79 - 2 LITS = 77

FOIA: 839 - 31 LITS = 808

CONF: 174 - 5 LITCONF = 169

PA: 87

CONF: 24

Backlog

1,088

NUMBER OF OPEN FOIA/PA CASES BY YEAR

FY16 as of 29 February 2016

	FY01	FY02	FY03	FY04	FY05	FY06	FY07	FY08	FY09	FY10	FY11	FY12	FY13	FY14	FY15	FY16	TOTAL
FOIA	1	2	6	10	21	25	26	26	25	32	40	35	76	165	235	171	896
FOIA Consultations										3	3	7	17	24	97	75	226
PA							1					3	2	8	53	31	98
PA Consultations															6	65	71
TOTAL	1	2	6	10	21	25	27	26	25	35	43	45	95	197	391	342	1,291

Due to one case amended, PA Consultations for FY15 increased by 1

Appeals								1	1	3	8	5	14	15	25	10	82
---------	--	--	--	--	--	--	--	---	---	---	---	---	----	----	----	----	----

FY16 as of 31 January 2016

	FY01	FY02	FY03	FY04	FY05	FY06	FY07	FY08	FY09	FY10	FY11	FY12	FY13	FY14	FY15	FY16	TOTAL
FOIA	1	2	6	10	21	27	26	26	25	32	41	37	78	169	245	152	898
FOIA Consultations										4	3	7	17	25	103	55	214
PA							1					3	2	8	53	31	98
PA Consultations															13	57	70
TOTAL	1	2	6	10	21	27	27	26	25	36	44	47	97	202	414	295	1,280
Appeals								1	1	2	9	5	14	15	25	9	81

DoD Mandate 10% (FOIA/PA only)	DoD Mandate 10% (Appeals)	DoD Mandate 10% (Consultations - FOIA/PA Only)
Start FY16 Backlog = 895	Start FY16 Backlog = 77	Start FY16 Backlog = 193
Current Backlog = 994	Current Backlog = 82	Current Backlog = 297
Difference in Backlog = -99	Difference in Backlog = -5	Difference in Backlog = -104
Cases Closed = 301	Cases Closed = 6	Cases Closed = 69
Reduction % = -11.1%	Reduction % = -6.5%	Reduction % = -54%

NOTE: The # of consultation cases closed increased by 32.
The total on the initial report submitted dtd 29 Feb 16,
did not include the # of cases closed for that reporting period.

NUMBER OF OPEN FOIA/PA CASES BY YEAR

FY16 as of 30 April 2016

	FY01	FY02	FY03	FY04	FY05	FY06	FY07	FY08	FY09	FY10	FY11	FY12	FY13	FY14	FY15	FY16	TOTAL
FOIA	1	1	5	10	21	25	26	26	24	32	40	34	75	163	224	251	958
FOIA Consultations											2	7	14	23	91	102	239
PA							1					2	2	8	47	87	147
PA Consultations															2	80	82
TOTAL	1	1	5	10	21	25	27	26	24	32	42	43	91	194	364	520	1,426
Appeals								1	1	2	9	5	14	15	24	14	85

FY16 as of 31 March 2016

	FY01	FY02	FY03	FY04	FY05	FY06	FY07	FY08	FY09	FY10	FY11	FY12	FY13	FY14	FY15	FY16	TOTAL
FOIA	1	1	5	10	21	25	26	26	24	32	40	34	75	163	225	180	888
FOIA Consultations											2	7	14	23	91	88	225
PA							1					2	2	8	47	63	123
PA Consultations															2	75	77
TOTAL	1	1	5	10	21	25	27	26	24	32	42	43	91	194	365	406	1,313
Appeals								1	1	2	9	5	14	15	25	14	86

One FY11 appeal case was included in error, in the FY10 total last reporting period. As a result, the total for FY10 reduced by 1 and FY11 increased by 1.

DoD Mandate 10% (FOIA/PA only)	DoD Mandate 10% (Appeals)	DoD Mandate 10% (Consultations - FOIA/PA Only)
Start FY16 Backlog = 895	Start FY16 Backlog = 77	Start FY16 Backlog = 193
Current Backlog = 1,105	Current Backlog = 85	Current Backlog = 321
Difference in Backlog = -210	Difference in Backlog = -8	Difference in Backlog = -128
Cases Closed = 359	Cases Closed = 9	Cases Closed = 95
Reduction % = -23.5%	Reduction % = -10.4%	Reduction % = -66%

NUMBER OF OPEN FOIA/PA CASES BY YEAR

FY16 as of 30 June 2016

	FY01	FY02	FY03	FY04	FY05	FY06	FY07	FY08	FY09	FY10	FY11	FY12	FY13	FY14	FY15	FY16	TOTAL
FOIA	1	1	5	10	21	25	26	25	24	31	39	33	74	161	217	297	990
FOIA Consultations											2	7	14	22	83	126	254
PA							1					2	2	7	43	67	122
PA Consultations															1	50	51
TOTAL	1	1	5	10	21	25	27	25	24	31	41	42	90	190	344	540	1,417
Appeals								1	1	2	9	5	14	15	24	16	87

FY16 as of 31 May 2016

	FY01	FY02	FY03	FY04	FY05	FY06	FY07	FY08	FY09	FY10	FY11	FY12	FY13	FY14	FY15	FY16	TOTAL
FOIA	1	1	5	10	21	25	26	26	24	32	40	34	75	163	224	285	992
FOIA Consultations											2	7	14	23	91	108	245
PA							1					2	2	8	47	66	126
PA Consultations															2	96	98
TOTAL	1	1	5	10	21	25	27	26	24	32	42	43	91	194	364	555	1,461
Appeals								1	1	2	9	5	14	15	24	16	87

**DoD Mandate 10%
(FOIA/PA only)**

Start FY16 Backlog = **895**
 Current Backlog = **1,112**
 Difference in Backlog = **-217**
 Cases Closed = **469**
 Reduction % = **-24.2%**

**DoD Mandate 10%
(Appeals)**

Start FY16 Backlog = **77**
 Current Backlog = **87**
 Difference in Backlog = **-10**
 Cases Closed = **9**
 Reduction % = **-13.0%**

**DoD Mandate 10%
(Consultations - FOIA/PA
Only)**

Start FY16 Backlog = **193**
 Current Backlog = **305**
 Difference in Backlog = **-112**
 Cases Closed = **165**
 Reduction % = **-58%**

NUMBER OF OPEN FOIA/PA CASES BY YEAR

FY16 as of 30 November 2015

	FY01	FY02	FY03	FY04	FY05	FY06	FY07	FY08	FY09	FY10	FY11	FY12	FY13	FY14	FY15	FY16	TOTAL
FOIA	1	2	7	11	23	30	27	27	27	33	43	38	82	179	261	113	904
FOIA Consultations										5	3	8	18	27	106	31	198
PA							1					3	2	9	63	23	101
PA Consultations															24	31	55
TOTAL	1	2	7	11	23	30	28	27	27	38	46	49	102	215	454	198	1,258
Appeals								1	1	2	9	5	14	15	25	3	75

FY16 as of 31 October 2015

	FY01	FY02	FY03	FY04	FY05	FY06	FY07	FY08	FY09	FY10	FY11	FY12	FY13	FY14	FY15	FY16	TOTAL
FOIA	1	2	8	11	24	30	27	27	27	35	43	39	82	182	266	57	861
FOIA Consultations										5	3	8	19	27	106	12	180
PA							1					3	2	9	67	11	93
PA Consultations															24	20	44
TOTAL	1	2	8	11	24	30	28	27	27	40	46	50	103	218	463	100	1,178
Appeals								1	1	2	9	5	14	15	25	1	73

DoD Mandate 10% (FOIA/PA only)	DoD Mandate 10% (Appeals)	DoD Mandate 10% (Consultations - FOIA/PA Only)
Start FY16 Backlog = 895	Start FY16 Backlog = 77	Start FY16 Backlog = 193
Current Backlog = 1,005	Current Backlog = 75	Current Backlog = 253
Difference in Backlog = -110	Difference in Backlog = 2	Difference in Backlog = -60
Cases Closed = 141	Cases Closed = 5	Cases Closed = 2
Reduction % () = -12.3%	Reduction % () = 2.6%	Reduction % () = -31%

Legend:	% decreased =
	% increased =
	% no change =



NUMBER OF OPEN FOIA/PA CASES BY YEAR

FY16 as of 30 September 2016

	FY01	FY02	FY03	FY04	FY05	FY06	FY07	FY08	FY09	FY10	FY11	FY12	FY13	FY14	FY15	FY16	TOTAL
FOIA			2	9	17	25	25	22	21	31	37	29	71	155	197	372	1,013
FOIA Consultations												6	10	19	45	144	224
PA												1	2	6	39	68	116
PA Consultations																87	87
TOTAL	0	0	2	9	17	25	25	22	21	31	37	36	83	180	281	671	1,440
Appeals									1	1	5	5	11	14	22	20	79

FY16 as of 31 August 2016

	FY01	FY02	FY03	FY04	FY05	FY06	FY07	FY08	FY09	FY10	FY11	FY12	FY13	FY14	FY15	FY16	TOTAL
FOIA	-1		4	9	18	25	25	24	21	31	38	29	73	158	197	326	979
FOIA Consultations												6	10	20	45	136	217
PA												2	2	6	41	65	116
PA Consultations																71	71
TOTAL	1	0	4	9	18	25	25	24	21	31	38	37	85	184	283	598	1,383
Appeals								1	1	1	9	5	12	15	24	16	84

DoD Mandate 10% (FOIA/PA only)	DoD Mandate 10% (Appeals)	DoD Mandate 10% (Consultations - FOIA/PA Only)
Start FY16 Backlog = 895	Start FY16 Backlog = 77	Start FY16 Backlog = 193
Current Backlog = 1,129	Current Backlog = 79	Current Backlog = 311
Difference in Backlog = -234	Difference in Backlog = -2	Difference in Backlog = -118
Cases Closed = 670	Cases Closed = 25	Cases Closed = 246
Reduction % = -26.1%	Reduction % = -2.6%	Reduction % = -61%

Note: Due to FY16 Annual Report totals, the # of cases closed for FOIA/PA increased by 3 from 667 to 670.

NUMBER OF OPEN FOIA/PA CASES BY YEAR

FY16 as of 31 August 2016

	FY01	FY02	FY03	FY04	FY05	FY06	FY07	FY08	FY09	FY10	FY11	FY12	FY13	FY14	FY15	FY16	TOTAL
FOIA	1		4	9	18	25	25	24	21	31	38	29	73	158	197	326	979
FOIA Consultations												6	10	20	45	136	217
PA												2	2	6	41	65	116
PA Consultations																71	71
TOTAL	1	0	4	9	18	25	25	24	21	31	38	37	85	184	283	598	1,383
Appeals								1	1	1	9	5	12	15	24	16	84

FY16 as of 31 July 2016

	FY01	FY02	FY03	FY04	FY05	FY06	FY07	FY08	FY09	FY10	FY11	FY12	FY13	FY14	FY15	FY16	TOTAL
FOIA	1	1	5	10	21	25	25	25	23	31	38	31	74	161	209	326	1,006
FOIA Consultations											1	6	13	22	62	129	233
PA							1					2	2	7	43	64	119
PA Consultations																61	61
TOTAL	1	1	5	10	21	25	26	25	23	31	39	39	89	190	314	580	1,419
Appeals								1	1	2	9	5	14	15	24	19	90

DoD Mandate 10% (FOIA/PA only)	DoD Mandate 10% (Appeals)	DoD Mandate 10% (Consultations - FOIA/PA Only)
Start FY16 Backlog = 895	Start FY16 Backlog = 77	Start FY16 Backlog = 193
Current Backlog = 1,095	Current Backlog = 84	Current Backlog = 288
Difference in Backlog = -200	Difference in Backlog = -7	Difference in Backlog = -95
Cases Closed = 607	Cases Closed = 16	Cases Closed = 239
Reduction % = -22.3%	Reduction % = -9.1%	Reduction % = -49%

NUMBER OF OPEN FOIA/PA CASES BY YEAR

FY16 as of 31 December 2015

	FY01	FY02	FY03	FY04	FY05	FY06	FY07	FY08	FY09	FY10	FY11	FY12	FY13	FY14	FY15	FY16	TOTAL
FOIA	1	2	7	10	22	28	27	26	26	33	42	37	80	173	247	135	896
FOIA Consultations										4	3	7	17	27	104	48	210
PA							1					3	2	9	55	20	90
PA Consultations															17	48	65
TOTAL	1	2	7	10	22	28	28	26	26	37	45	47	99	209	423	251	1,261
Appeals								1	1	2	9	5	14	15	25	6	78

FY16 as of 30 November 2015

	FY01	FY02	FY03	FY04	FY05	FY06	FY07	FY08	FY09	FY10	FY11	FY12	FY13	FY14	FY15	FY16	TOTAL
FOIA	1	2	7	11	23	30	27	27	27	33	43	38	82	179	261	113	904
FOIA Consultations										5	3	8	18	27	106	31	198
PA							1					3	2	9	63	23	101
PA Consultations															24	31	55
TOTAL	1	2	7	11	23	30	28	27	27	38	46	49	102	215	454	198	1,258
Appeals								1	1	2	9	5	14	15	25	3	75

DoD Mandate 10% (FOIA/PA only)			DoD Mandate 10% (Appeals)			DoD Mandate 10% (Consultations - FOIA/PA Only)		
Start FY16 Backlog =	895		Start FY16 Backlog =	77		Start FY16 Backlog =	193	
Current Backlog =	986		Current Backlog =	78		Current Backlog =	275	
Difference in Backlog =	-91		Difference in Backlog =	-1		Difference in Backlog =	-82	
Cases Closed =	214		Cases Closed =	5		Cases Closed =	24	
Reduction % () =	-10.2%		Reduction % () =	-1.3%		Reduction % () =	-42%	

Legend:	% decreased =
	% increased =
	% no change =



NUMBER OF OPEN FOIA/PA CASES BY YEAR

FY16 as of 31 January 2016

	FY01	FY02	FY03	FY04	FY05	FY06	FY07	FY08	FY09	FY10	FY11	FY12	FY13	FY14	FY15	FY16	TOTAL
FOIA	1	2	6	10	21	27	26	26	25	32	41	37	78	169	245	152	898
FOIA Consultations										4	3	7	17	25	103	55	214
PA							1					3	2	8	53	31	98
PA Consultations															13	57	70
TOTAL	1	2	6	10	21	27	27	26	25	36	44	47	97	202	414	295	1,280
Appeals								1	1	2	9	5	14	15	25	9	81

FY16 as of 31 December 2015

	FY01	FY02	FY03	FY04	FY05	FY06	FY07	FY08	FY09	FY10	FY11	FY12	FY13	FY14	FY15	FY16	TOTAL
FOIA	1	2	7	10	22	28	27	26	26	33	42	37	80	173	247	135	896
FOIA Consultations										4	3	7	17	27	104	48	210
PA							1					3	2	9	55	20	90
PA Consultations															17	48	65
TOTAL	1	2	7	10	22	28	28	26	26	37	45	47	99	209	423	251	1,261
Appeals								1	1	2	9	5	14	15	25	6	78

DoD Mandate 10% (FOIA/PA only)		DoD Mandate 10% (Appeals)		DoD Mandate 10% (Consultations - FOIA/PA Only)	
Start FY16 Backlog =	895	Start FY16 Backlog =	77	Start FY16 Backlog =	193
Current Backlog =	996	Current Backlog =	81	Current Backlog =	284
Difference in Backlog =	-101	Difference in Backlog =	-4	Difference in Backlog =	-91
Cases Closed =	248	Cases Closed =	6	Cases Closed =	37
Reduction % () =	-11.3%	Reduction % () =	-5.2%	Reduction % () =	-47%

Legend:

% decreased =

% increased =

% no change =



NUMBER OF OPEN FOIA/PA CASES BY YEAR

FY16 as of 31 July 2016

	FY01	FY02	FY03	FY04	FY05	FY06	FY07	FY08	FY09	FY10	FY11	FY12	FY13	FY14	FY15	FY16	TOTAL
FOIA	1	1	5	10	21	25	25	25	23	31	38	31	74	161	209	326	1,006
FOIA Consultations											1	6	13	22	62	129	233
PA							1					2	2	7	43	64	119
PA Consultations																61	61
TOTAL	1	1	5	10	21	25	26	25	23	31	39	39	89	190	314	580	1,419
Appeals								1	1	2	9	5	14	15	24	19	90

FY16 as of 30 June 2016

	FY01	FY02	FY03	FY04	FY05	FY06	FY07	FY08	FY09	FY10	FY11	FY12	FY13	FY14	FY15	FY16	TOTAL
FOIA	1	1	5	10	21	25	26	25	24	31	39	33	74	161	217	297	990
FOIA Consultations											2	7	14	22	83	126	254
PA							1					2	2	7	43	67	122
PA Consultations															1	50	51
TOTAL	1	1	5	10	21	25	27	25	24	31	41	42	90	190	344	540	1,417
Appeals								1	1	2	9	5	14	15	24	16	87

DoD Mandate 10% (FOIA/PA only)	DoD Mandate 10% (Appeals)	DoD Mandate 10% (Consultations - FOIA/PA Only)
Start FY16 Backlog = 895	Start FY16 Backlog = 77	Start FY16 Backlog = 193
Current Backlog = 1,125	Current Backlog = 90	Current Backlog = 294
Difference in Backlog = -230	Difference in Backlog = -13	Difference in Backlog = -101
Cases Closed = 519	Cases Closed = 9	Cases Closed = 200
Reduction % = -25.7%	Reduction % = -16.9%	Reduction % = -52%

NUMBER OF OPEN FOIA/PA CASES BY YEAR

FY16 as of 31 March 2016

	FY01	FY02	FY03	FY04	FY05	FY06	FY07	FY08	FY09	FY10	FY11	FY12	FY13	FY14	FY15	FY16	TOTAL
FOIA	1	1	5	10	21	25	26	26	24	32	40	34	75	163	225	180	888
FOIA Consultations											2	7	14	23	91	88	225
PA							1					2	2	8	47	63	123
PA Consultations															2	75	77
TOTAL	1	1	5	10	21	25	27	26	24	32	42	43	91	194	365	406	1,313
Appeals								1	1	2	9	5	14	15	25	14	86

One FY11 appeal case was included in error, in the FY10 total last reporting period. As a result, the total for FY10 reduced by 1 and FY11 increased by 1.

FY16 as of 29 February 2016

	FY01	FY02	FY03	FY04	FY05	FY06	FY07	FY08	FY09	FY10	FY11	FY12	FY13	FY14	FY15	FY16	TOTAL
FOIA	1	2	6	10	21	25	26	26	25	32	40	35	76	165	235	171	896
FOIA Consultations										3	3	7	17	24	97	75	226
PA							1					3	2	8	53	31	98
PA Consultations															6	65	71
TOTAL	1	2	6	10	21	25	27	26	25	35	43	45	95	197	391	342	1,291
Appeals								1	1	3	8	5	14	15	25	10	82

DoD Mandate 10%
(FOIA/PA only)

Start FY16 Backlog = **895**
Current Backlog = **1,011**
Difference in Backlog = **-116**
Cases Closed = **342**
Reduction % = **-13.0%**

DoD Mandate 10%
(Appeals)

Start FY16 Backlog = **77**
Current Backlog = **86**
Difference in Backlog = **-9**
Cases Closed = **6**
Reduction % = **-11.7%**

DoD Mandate 10%
(Consultations - FOIA/PA
Only)

Start FY16 Backlog = **193**
Current Backlog = **302**
Difference in Backlog = **-109**
Cases Closed = **94**
Reduction % = **-56%**

NUMBER OF OPEN FOIA/PA CASES BY YEAR

FY16 as of 31 May 2016

	FY01	FY02	FY03	FY04	FY05	FY06	FY07	FY08	FY09	FY10	FY11	FY12	FY13	FY14	FY15	FY16	TOTAL
FOIA	1	1	5	10	21	25	26	26	24	32	40	34	75	163	224	285	992
FOIA Consultations											2	7	14	23	91	108	245
PA							1					2	2	8	47	66	126
PA Consultations															2	96	98
TOTAL	1	1	5	10	21	25	27	26	24	32	42	43	91	194	364	555	1,461
Appeals								1	1	2	9	5	14	15	24	16	87

FY16 as of 30 April 2016

	FY01	FY02	FY03	FY04	FY05	FY06	FY07	FY08	FY09	FY10	FY11	FY12	FY13	FY14	FY15	FY16	TOTAL
FOIA	1	1	5	10	21	25	26	26	24	32	40	34	75	163	224	251	958
FOIA Consultations											2	7	14	23	91	102	239
PA							1					2	2	8	47	87	147
PA Consultations															2	80	82
TOTAL	1	1	5	10	21	25	27	26	24	32	42	43	91	194	364	520	1,426
Appeals								1	1	2	9	5	14	15	24	14	85

DoD Mandate 10% (FOIA/PA only)	DoD Mandate 10% (Appeals)	DoD Mandate 10% (Consultations - FOIA/PA Only)
Start FY16 Backlog = 895	Start FY16 Backlog = 77	Start FY16 Backlog = 193
Current Backlog = 1,118	Current Backlog = 87	Current Backlog = 343
Difference in Backlog = -223	Difference in Backlog = -10	Difference in Backlog = -150
Cases Closed = 415	Cases Closed = 9	Cases Closed = 97
Reduction % = -24.9%	Reduction % = -13.0%	Reduction % = -78%

NUMBER OF OPEN FOIA/PA CASES BY YEAR

FY16 as of 31 October 2015

	FY01	FY02	FY03	FY04	FY05	FY06	FY07	FY08	FY09	FY10	FY11	FY12	FY13	FY14	FY15	FY16	TOTAL
FOIA	1	2	8	11	24	30	27	27	27	35	43	39	82	182	266	57	861
FOIA Consultations										5	3	8	19	27	106	12	180
PA							1					3	2	9	67	11	93
PA Consultations															24	20	44
TOTAL	1	2	8	11	24	30	28	27	27	40	46	50	103	218	463	100	1,178
Appeals								1	1	2	9	5	14	15	25	1	73

Note: In error, one FY12 FOIA consultation was included in the FY11 total for report ending 30 Sep 15. As a result, the FY12 FOIA consultation total increased by 1 this reporting period.

FY15 as of 30 September 2015

	FY01	FY02	FY03	FY04	FY05	FY06	FY07	FY08	FY09	FY10	FY11	FY12	FY13	FY14	FY15		TOTAL
FOIA	1	2	8	11	24	30	27	27	27	35	43	39	82	182	270		808
FOIA Consultations										6	4	7	19	27	106		169
PA							1					3	2	9	72		87
PA Consultations															24		24
TOTAL	1	2	8	11	24	30	28	27	27	41	47	49	103	218	472		1,088
Appeals								1	1	4	9	5	14	15	28		77

DoD Mandate 10% (FOIA/PA only)		DoD Mandate 10% (Appeals)		DoD Mandate 10% (Consultations - FOIA/PA Only)	
Start FY16 Backlog =	895	Start FY16 Backlog =	77	Start FY16 Backlog =	193
Current Backlog =	954	Current Backlog =	73	Current Backlog =	224
Difference in Backlog =	-59	Difference in Backlog =	4	Difference in Backlog =	-31
Cases Closed =	19	Cases Closed =	5	Cases Closed =	1
Reduction % () =	-6.6%	Reduction % () =	5.2%	Reduction % () =	-16%

Legend:

% decreased =

% increased =

% no change =



DIA Quarterly FOIA Reporting FY2015

3rd Quarter

1 Apr – 30 Jun 2015

- 1) Total number of FOIA requests received: **299**
- 2) Total number of FOIA requests processed: **246**
- 3) The number of requests in backlog: **838**
- 4) 10 oldest FOIA Requests closed:

Request Type	# of 10	Date of Receipt	Status	Closed Date
FOIA	6	11/16/2001	Closed	4/3/2015

- 5) 10 oldest FOIA Appeals closed:

Request Type	# of 10	Date of Receipt	Status	Closed Date
APP	No closures this quarter.			

- 6) 10 oldest FOIA Consultations closed:

Request Type	# of 10	Date of Receipt	Status	Closed Date
CONF	No closures this quarter.			