

OneSource One-Stop Reports

From: [REDACTED] BIS (b)(6)
To: [REDACTED] (b)(6), (b)(7)(C)
Date: Tue, 13 May 2014 14:39:09 -0400
Attachments: Kalashnikov Concern.pdf (541.24 kB); KBP Instrument Design Bureau Joint Stock Company, OneStopReport.pdf (38.58 kB); Uralvagonzavod.pdf (365.42 kB); Almaz-Antey.pdf (41.85 kB)

(b)(6), (b)(7)(C)

Attached are the complete reports. I have highlighted the pertinent information in each.

Again, we are happy to remove the information found in these reports, but think if Treasury can use them it is always better to include more information.

BIS (b)(6)

Confidentiality Notice: This email message is intended only for the named recipients. Information furnished herewith may be subject to the provisions of Section 12(c) of the Export Administration Act of 1979, 50 U.S.C. app. 2411(c), and its unauthorized disclosure is prohibited by law. It contains information that may be confidential, privileged, or otherwise exempt from disclosure under applicable law. If you have received this message in error, are not a named recipient, or are not the employee or agent responsible for delivering this message to a named recipient, be advised that any review, disclosure, use, dissemination, distribution, or reproduction of this message or its contents is strictly prohibited. Please notify us immediately that you have received this message in error, and delete the message.

Please consider the environment before printing this e-mail

This document is made available through the declassification efforts
and research of John Greenewald, Jr., creator of:

The Black Vault



The Black Vault is the largest online Freedom of Information Act (FOIA) document clearinghouse in the world. The research efforts here are responsible for the declassification of hundreds of thousands of pages released by the U.S. Government & Military.

Discover the Truth at: <http://www.theblackvault.com>

OneSource One-Stop Report

Izhevskiy mashinostroitel'nyi zavod OAO

28 April 2014

Izhevskiy mashinostroitel'nyi zavod OAO

3, Derjabin Pr.
Izhevsk, 426006
Russian Federation

Tel: 7-341-2495639
Fax: 7-341-2495639

www.izhmash.ru

Employees: NA
Company Type: Public Independent
Traded: Russian Trading System - Board: IGMA
Incorporation Date: 14-Aug-2002
Auditor: Interkom-Audit ZAO

Financials in: USD (mil)
Fiscal Year End: 31-Dec-2009
Reporting Currency: Russian Ruble
Annual Sales: 96.9 ¹
Net Income: (12.5)
Total Assets: 512.6 ²

Business Description

Izhevskiy mashzavod OAO (Izhevskiy mashinostroitel'nyi zavod OAO or **Izhevskiy mashzavod OJSC**) is a Russia-based company active in the production of motor vehicles, weapons, metallurgical products and machines. It is also engaged in the rental of machinery and industrial equipment, as well as in the rental of non-residential buildings. The Company's products include automobiles, motorcycles, military firearms, sporting rifles, hunting guns, aircraft automatic guns, guided artillery gunning complexes, test vehicles for maintenance and a repair workshop for tank armaments. It also offers weapon locks, ignition locks, gas meters and knives, as well as lathes and metallurgical plant products, such as die forgings and iron castings. Izhevskiy mashzavod operates through numerous subsidiaries and affiliated companies, located domestically. As of December 31, 2011, the Company's major shareholder was GK Rostekhnologii with a stake of 57.01%. For the fiscal year ended 31 December 2009, Izhevskiy mashinostroitel'nyi zavod OAO revenues decreased 21% to RUR3.07B. Net loss applicable to common stockholders decreased 7% to RUR395.5M. Revenues reflect a decrease in demand for the Company's products and services due to unfavorable market conditions. Lower net loss reflects Commercial Expenses decrease of 59% to RUR289.7M (expense).

Source: Reuters

Industry

Industry: Recreational Products
ANZSIC 2006: 2299 - Other Fabricated Metal Product Manufacturing Not Elsewhere Classified
ISIC Rev 4: 2520 - Manufacture of weapons and ammunition
NACE Rev 2: 2540 - Manufacture of weapons and ammunition
NAICS 2012: 332994 - Small Arms, Ordnance, and Ordnance Accessories Manufacturing
UK SIC 2007: 2540 - Manufacture of weapons and ammunition
US SIC 1987: 3484 - Small Arms

Key Executives

Name	Title	Source
Vladimir Ivanovich Avilov	External Managing Director	Reuters
Tatyana Vkladimirovna Krotova	Chief Accounting Officer	Reuters

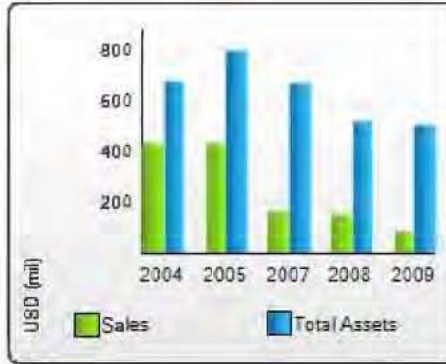
News

Title	Date
Izhevskiy mashinostroitel'nyi zavod OAO - Company Capsule MarketResearch.com (300 Words)	4-Oct-2013

Financial Summary

As of 31-Dec-2009

Key Ratios	Company	Industry
Current Ratio (MRQ)	1.04	1.68
Quick Ratio (MRQ)	0.45	0.85
Debt to Equity (MRQ)	0.67	1.38
Sales 5 Year Growth	-24.78	7.46
Net Profit Margin (TTM) %	-11.00	6.92
Return on Assets (TTM) %	-2.61	6.28
Return on Equity (TTM) %	-7.32	24.25



Source: Reuters

Stock Snapshot

Traded: Russian Trading System - Board: IGMA

As of 31-Dec-2009 Financials in: USD

Price % Change

Rel S&P 500%

Source: Reuters

Key IDSM Number: 50658846

1 - Profit & Loss Item Exchange Rate: USD 1 = RUB 31.68664
 2 - Balance Sheet Item Exchange Rate: USD 1 = RUB 30.3135

© 1983-2014 Reuters Research Inc. All Rights Reserved.
 Currency conversion provided by XE.com. Terms and privacy policy can be found on xe.com
 Published by OneSource Information Services, Inc., 2014

Izhevskiy mashinostroitel'nyi zavod OAO

Corporate Overview

Location

3, Derjabin Pr.
Izhevsk, 426006
Russian Federation

Tel: 7-341-2495639
Fax: 7-341-2495639
www.izhmash.ru

Company Web Links

Company Contact/E-mail
Corporate History/Profile

Quote Symbol - Exchange

IGMA - Russian Trading System - Board
Sales RUB(mil): 3,068.9
Assets RUB(mil): 15,539.3
Employees: NA
Fiscal Year End: 31-Dec-2009
KeyIDSM: 50658846
Industry: Recreational Products

Incorporation Date:

14-Aug-2002

Company Type:Public
Independent**Quoted Status:**

Quoted

External ManagingVladimir Ivanovich
Avilov**Director:**

Home Page
News Releases

Products/Services

Contents

Industry Codes
Business Description
Financial Data
Key Corporate Relationships

Industry Codes**ANZSIC 2006 Codes:**

2299 - Other Fabricated Metal Product Manufacturing Not Elsewhere Classified
2463 - Machine Tool and Parts Manufacturing
6712 - Non-Residential Property Operators
6639 - Other Goods and Equipment Rental and Hiring Not Elsewhere Classified
696 - Management and Related Consulting Services

ISIC Rev 4 Codes:

2520 - Manufacture of weapons and ammunition
2822 - Manufacture of metal-forming machinery and machine tools
7730 - Renting and leasing of other machinery, equipment and tangible goods
7020 - Management consultancy activities
6810 - Real estate activities with own or leased property

NACE Rev 2 Codes:

2540 - Manufacture of weapons and ammunition
7739 - Renting and leasing of other machinery, equipment and tangible goods n.e.c.
7022 - Business and other management consultancy activities
2841 - Manufacture of metal forming machinery
6820 - Renting and operating of own or leased real estate

NAICS 2012 Codes:

332994 - Small Arms, Ordnance, and Ordnance Accessories Manufacturing
561110 - Office Administrative Services
531120 - Lessors of Nonresidential Buildings (except Miniwarehouses)
532490 - Other Commercial and Industrial Machinery and Equipment Rental and Leasing
333519 - Rolling Mill and Other Metalworking Machinery Manufacturing

US SIC 1987:

3484 - Small Arms
3549 - Metalworking Machinery, Not Elsewhere Classified
8741 - Management Services
6512 - Operators of Nonresidential Buildings
7359 - Equipment Rental and Leasing, Not Elsewhere Classified

UK SIC 2007:

- 2540 - Manufacture of weapons and ammunition
- 7739 - Renting and leasing of other machinery, equipment and tangible goods n.e.c.
- 2841 - Manufacture of metal forming machinery
- 7022 - Business and other management consultancy activities
- 68209 - Letting and operating of own or leased real estate (other than Housing Association real estate and conference and exhibition services) n.e.c.

Business Description

Izhevskiy mashzavod OAO (Izhevskiy mashinostroitel'nyi zavod OAO or Izhevskiy mashzavod OJSC) is a Russia-based company active in the production of motor vehicles, weapons, metallurgical products and machines. It is also engaged in the rental of machinery and industrial equipment, as well as in the rental of non-residential buildings. The Company's products include automobiles, motorcycles, military firearms, sporting rifles, hunting guns, aircraft automatic guns, guided artillery gunning complexes, test vehicles for maintenance and a repair workshop for tank armaments. It also offers weapon locks, ignition locks, gas meters and knives, as well as lathes and metallurgical plant products, such as die forgings and iron castings. Izhevskiy mashzavod operates through numerous subsidiaries and affiliated companies, located domestically. As of December 31, 2011, the Company's major shareholder was GK Rostekhnologii with a stake of 57.01%. For the fiscal year ended 31 December 2009, Izhevskiy mashinostroitel'nyi zavod OAO revenues decreased 21% to RUR3.07B. Net loss applicable to common stockholders decreased 7% to RUR395.5M. Revenues reflect a decrease in demand for the Company's products and services due to unfavorable market conditions. Lower net loss reflects Commercial Expenses decrease of 59% to RUR289.7M (expense).

Source: Reuters

Financial Data

Financials in:	RUB(mil)	1 Year Growth
Revenue:	3,068.9	-20.7%
Net Income:	-395.5	NA
Assets:	15,539.3	NA
Long Term Debt:	2,370.4	
Total Liabilities:	10,228.7	
Working Capital:	0.8	
Date of Financial Data:	31-Dec-2009	

Key Corporate Relationships

Auditor:	Interkom-Audit ZAO
Auditor:	Interkom-Audit ZAO

© 1983-2014 Reuters Research Inc. All Rights Reserved.

© 2014 Avention, Inc. All Rights Reserved.

Izhevskiy mashinostroitel'nyi zavod OAO**Executives Report**Izhevsk, , Russian Federation, **Tel:** 7-341-2495639, **URL:** http://www.izhmash.ru

Executives			
NAME	Title	Function	Source
Vladimir Ivanovich Avilov Age: 62 <i>Source: Reuters</i>	External Managing Director	Managing Director	Reuters
Tatyana Vkladimirovna Krotova Age: 61 <i>Source: Reuters</i>	Chief Accounting Officer	Accounting Executive	Reuters

Data Noted as Source: Reuters , © 1983-2014 Reuters Research Inc. All Rights Reserved.

Published by OneSource Information Services, Inc., Apr, 2014



Izhevskiy mashinostroitel'nyi zavod OAO

Significant Developments

There were no significant developments matching your query for KeyID 50658846

©1983-2014 Reuters Research Inc. All Rights Reserved.
Published by OneSource Information Services, Inc., Apr, 2014



Izhevskiy mashinostroitel'nyi zavod OAO**Annual Income Statement**

Izhevsk, Russian Federation, Tel: 7-341-2495639, URL: http://www.izhmash.ru

Financials in: USD (mil)

Except for share items (millions) and per share items (actual units)

Financial Glossary

	31-Dec-2009	31-Dec-2008	31-Dec-2007	31-Dec-2005	31-Dec-2004
Period Length	12 Months	12 Months	12 Months	12 Months	12 Months
UpdateType/Date	Updated Normal 31-Dec-2009	Updated Normal 31-Dec-2008	Updated Normal 31-Dec-2008	Updated Normal 31-Dec-2005	Updated Normal 31-Dec-2004
Filed Currency	RUB	RUB	RUB	RUB	RUB
Exchange Rate (Period Average)	31.68664	24.888478	25.571852	28.286162	28.80525
Auditor				BALT-AUDIT- EKSPERT	BALT-AUDIT- EKSPERT
Auditor Opinion				Unqualified	Unqualified
Net Sales	96.9	155.5	169.0	436.4	442.4
Revenue	96.9	155.5	169.0	436.4	442.4
Total Revenue	96.9	155.5	169.0	436.4	442.4
Cost of Revenue	80.3	130.7	132.1	389.1	401.7
Cost of Revenue, Total	80.3	130.7	132.1	389.1	401.7
Gross Profit	16.6	24.8	36.9	47.3	40.7
Selling/General/Administrative Expense	10.5	30.4	25.4	36.4	30.4
Total Selling/General/Administrative Expenses	10.5	30.4	25.4	36.4	30.4
Interest Expense - Operating	15.4	19.9	18.7	30.9	22.5
Interest Expense - Net Operating	15.4	19.9	18.7	30.9	22.5
Interest Income - Operating	-1.9	-3.2	-2.5	-1.6	-0.7
Investment Income - Operating	0.0	0.0	0.0	0.0	-0.1
Interest/Investment Income - Operating	-2.0	-3.2	-2.5	-1.7	-0.8
Interest Expense (Income) - Net Operating Total	13.5	16.7	16.3	29.2	21.7
Other Operating Expense	82.2	105.7	107.3	354.4	356.0
Other, Net	-75.9	-110.6	-111.4	-367.7	-359.2
Other Operating Expenses, Total	6.3	-4.8	-4.1	-13.3	-3.2
Total Operating Expense	110.6	172.9	169.7	441.3	450.7
Operating Income	-13.7	-17.4	-0.8	-4.9	-8.3
Other Non-Operating Income (Expense)	-	-	-	-2.8	14.6
Other, Net	-	-	-	-2.8	14.6
Income Before Tax	-13.7	-17.4	-0.8	-7.7	6.4
Total Income Tax	-1.2	-0.3	0.3	-2.3	3.2
Income After Tax	-12.5	-17.1	-1.1	-5.4	3.2
Net Income Before Extraord Items	-12.5	-17.1	-1.1	-5.4	3.2
Net Income	-12.5	-17.1	-1.1	-5.4	3.2

Preferred Dividends	0.0	0.0	0.0	-	0.0
Total Adjustments to Net Income	0.0	0.0	0.0	-	0.0
Income Available to Common Excl Extraord Items	-12.5	-17.1	-1.1	-5.4	3.2
Income Available to Common Incl Extraord Items	-12.5	-17.1	-1.1	-5.4	3.2
Basic/Primary Weighted Average Shares	5,043.3	5,043.3	5,043.3	5,043.3	5,043.3
Basic EPS Excl Extraord Items	0.00	0.00	0.00	0.00	0.00
Basic/Primary EPS Incl Extraord Items	0.00	0.00	0.00	0.00	0.00
Dilution Adjustment	0.0	0.0	0.0	0.0	-
Diluted Net Income	-12.5	-17.1	-1.1	-5.4	3.2
Diluted Weighted Average Shares	5,043.3	5,043.3	5,043.3	5,043.3	5,043.3
Diluted EPS Excl Extraord Items	0.00	0.00	0.00	0.00	0.00
Diluted EPS Incl Extraord Items	0.00	0.00	0.00	0.00	0.00
Dividends per Share - Common Stock Primary Issue	0.00	0.00	-	-	0.00
Gross Dividends - Common Stock	0.0	0.0	0.0	-	0.0
Interest Expense, Supplemental	15.4	19.9	18.7	30.9	22.5
Normalized Income Before Tax	-13.7	-17.4	-0.8	-7.7	6.4
Inc Tax Ex Impact of Sp Items	-1.2	-0.3	0.3	-2.3	3.2
Normalized Income After Tax	-12.5	-17.1	-1.1	-5.4	3.2
Normalized Inc. Avail to Com.	-12.5	-17.1	-1.1	-5.4	3.2
Basic Normalized EPS	0.00	0.00	0.00	0.00	0.00
Diluted Normalized EPS	0.00	0.00	0.00	0.00	0.00
Normalized EBIT	-0.2	-0.7	15.5	24.3	13.5
Normalized EBITDA	-0.2	-0.7	15.5	24.3	13.5
Current Tax - Total	0.0	3.1	0.5	1.6	0.6
Current Tax - Total	0.0	3.1	0.5	1.6	0.6
Deferred Tax - Domestic	-1.4	-3.4	-2.4	-3.9	2.6
Deferred Tax - Total	-1.4	-3.4	-2.4	-3.9	2.6
Other Tax	0.1	-	2.1	-	-
Income Tax - Total	-1.2	-0.3	0.3	-2.3	3.2

Annual Balance Sheet

Financials in: USD (mil)

Financial Glossary

	31-Dec-2009	31-Dec-2008	31-Dec-2007	31-Dec-2005	31-Dec-2004
UpdateType/Date	Updated Normal 31-Dec-2009	Restated Normal 31-Dec-2009	Updated Normal 31-Dec-2008	Updated Normal 31-Dec-2005	Restated Normal 31-Dec-2005
Filed Currency	RUB	RUB	RUB	RUB	RUB
Exchange Rate	30.3135	30.535	24.5387	28.7414	27.72
Auditor				BALT-AUDIT- EKSPERT	BALT-AUDIT- EKSPERT
Auditor Opinion				Unqualified	Unqualified

Cash & Equivalents	14.5	1.4	22.1	47.1	0.7
Short Term Investments	8.0	27.4	28.9	32.1	7.3
Cash and Short Term Investments	22.5	28.7	51.0	79.2	8.0
Trade Accounts Receivable - Net	38.7	39.9	50.4	197.8	129.7
Other Receivables	66.0	55.7	89.1	30.8	21.5
Total Receivables, Net	104.6	95.6	139.5	228.6	151.2
Inventories - Finished Goods	42.1	42.4	50.0	89.0	109.1
Inventories - Work In Progress	30.9	43.9	48.1	33.1	30.3
Inventories - Raw Materials	49.4	50.6	63.8	41.4	48.9
Inventories - Other	26.5	29.3	34.9	6.2	5.3
Total Inventory	149.0	166.2	196.9	169.7	193.4
Other Current Assets	1.4	1.7	1.8	1.6	1.5
Other Current Assets, Total	1.4	1.7	1.8	1.6	1.5
Total Current Assets	277.6	292.2	389.2	479.1	354.1
Property/Plant/Equipment - Net	138.6	128.0	159.0	228.9	219.2
Intangibles, Net	0.3	0.3	0.4	0.6	0.7
LT Investments - Other	96.2	106.3	117.9	89.9	108.3
Long Term Investments	96.2	106.3	117.9	89.9	108.3
Deferred Income Tax - Long Term Asset	-	-	12.2	8.2	4.7
Other Long Term Assets, Total	-	-	12.2	8.2	4.7
Total Assets	512.6	526.9	678.7	806.7	687.0
Accounts Payable	32.8	22.6	33.9	102.1	80.7
Notes Payable/Short Term Debt	35.3	70.8	123.2	165.9	140.2
Dividends Payable	0.1	0.3	0.2	0.1	0.2
Customer Advances	0.4	0.4	2.3	0.3	17.5
Income Taxes Payable	36.3	49.8	52.4	35.4	24.7
Other Payables	124.5	116.2	113.2	54.3	48.0
Other Current Liabilities	21.7	21.1	26.9	24.7	23.8
Other Current liabilities, Total	183.0	187.9	195.1	114.9	114.2
Total Current Liabilities	251.1	281.2	352.2	382.9	335.1
Long Term Debt	78.2	51.0	66.9	124.5	105.7
Total Long Term Debt	78.2	51.0	66.9	124.5	105.7
Total Debt	113.5	121.8	190.2	290.5	245.9
Deferred Income Tax - LT Liability	8.1	5.9	10.3	7.4	7.9
Deferred Income Tax	8.1	5.9	10.3	7.4	7.9
Other Long Term Liabilities	0.0	0.0	0.0	75.1	6.4
Other Liabilities, Total	0.0	0.0	0.0	75.1	6.4
Total Liabilities	337.4	338.2	429.6	590.0	455.1
Common Stock	194.4	193.0	240.2	205.1	212.6
Common Stock	194.4	193.0	240.2	205.1	212.6
Additional Paid-In Capital	35.4	35.6	30.8	58.3	58.2
Retained Earnings (Accumulated Deficit)	-41.2	-39.8	-21.9	-46.6	-38.9
Other Equity	-13.4	-	-	-	-
Other Equity, Total	-13.4	-	-	-	-
Total Equity	175.2	188.7	249.1	216.7	231.9

Total Liabilities & Shareholders' Equity	512.6	526.9	678.7	806.7	687.0
Shares Outstanding - Common Stock Primary Issue	5,043.3	5,043.3	5,043.3	5,043.3	5,043.3
Total Common Shares Outstanding	5,043.3	5,043.3	5,043.3	5,043.3	5,043.3
Treasury Shares - Common Stock Primary Issue	0.0	0.0	0.0	-	-
Shares Outstanding - Preferred Stock Primary Issue	850.1	850.1	850.1	850.1	850.1
Total Preferred Stock Outstanding	850.1	850.1	850.1	850.1	850.1
Treasury Shares - Preferred Primary Issue	0.0	0.0	0.0	-	-
Deferred Revenue - Current	0.4	0.4	2.3	0.3	17.5

Annual Cash Flows

Financials in: USD (mil)

Financial Glossary

	31-Dec-2009	31-Dec-2008	31-Dec-2007	31-Dec-2005	31-Dec-2004
Period Length					
UpdateType/Date	Updated Normal 31-Dec-2009	Restated Normal 31-Dec-2009	Updated Normal 31-Dec-2008	Updated Normal 31-Dec-2005	Restated Normal 31-Dec-2005
Filed Currency	RUB	RUB	RUB	RUB	RUB
Exchange Rate (Period Average)	31.68664	24.888478	25.571852	28.286162	28.80525
Auditor				BALT-AUDIT- EKSPERT	BALT-AUDIT- EKSPERT
Auditor Opinion				Unqualified	Unqualified

© 1983-2014 Reuters Research Inc. All Rights Reserved.
Published by OneSource Information Services, Inc., April, 2014.

Izhevskiy mashinostroitel'nyi zavod OAO**Annual Income Statement**

Izhevsk, Russian Federation, Tel: 7-341-2495639, URL: http://www.izhmash.ru

Financials in: USD (mil)

Except for share items (millions) and per share items (actual units)

	31-Dec-2009	31-Dec-2008	31-Dec-2007	31-Dec-2005	31-Dec-2004
Period Length	12 Months	12 Months	12 Months	12 Months	12 Months
UpdateType/Date	Updated Normal 31-Dec-2009	Updated Normal 31-Dec-2008	Updated Normal 31-Dec-2008	Updated Normal 31-Dec-2005	Updated Normal 31-Dec-2004
Filed Currency	RUB	RUB	RUB	RUB	RUB
Exchange Rate (Period Average)	31.68664	24.888478	25.571852	28.286162	28.80525
Auditor	Interkom-Audit ZAO	Interkom-Audit ZAO	Interkom-Audit ZAO	BALT-AUDIT- EKSPERT	BALT-AUDIT- EKSPERT
Auditor Opinion				Unqualified	Unqualified
Revenue	96.9	155.5	169.0	436.4	442.4
Total Revenue	96.9	155.5	169.0	436.4	442.4
Cost of Sales	80.3	130.7	132.1	389.1	401.7
Commercial Expenses	9.1	28.2	24.8	35.8	29.9
Admin. Expenses	1.4	2.2	0.6	0.5	0.5
Interest Income	-1.9	-3.2	-2.5	-1.6	-0.7
Interest Expenses	15.4	19.9	18.7	30.9	22.5
Income from Investments	0.0	0.0	0.0	0.0	-0.1
Other Operating Income	-75.9	-110.6	-111.4	-367.7	-359.2
Other Operating Expenses	82.2	105.7	107.3	354.4	356.0
Total Operating Expense	110.6	172.9	169.7	441.3	450.7
Non-Sales Income	-	-	-	22.5	29.0
Non-Sales Expenses	-	-	-	-25.3	-14.4
Net Income Before Taxes	-13.7	-17.4	-0.8	-7.7	6.4
Provision for Income Taxes	-1.2	-0.3	0.3	-2.3	3.2
Net Income After Taxes	-12.5	-17.1	-1.1	-5.4	3.2
Net Income Before Extra. Items	-12.5	-17.1	-1.1	-5.4	3.2
Net Income	-12.5	-17.1	-1.1	-5.4	3.2
Preferred Dividends	0.0	0.0	0.0	-	0.0
Income Available to Com Excl ExtraOrd	-12.5	-17.1	-1.1	-5.4	3.2
Income Available to Com Incl ExtraOrd	-12.5	-17.1	-1.1	-5.4	3.2
Basic Weighted Average Shares	5,043.3	5,043.3	5,043.3	5,043.3	5,043.3
Basic EPS Excluding ExtraOrdinary Items	0.00	0.00	0.00	0.00	0.00
Basic EPS Including ExtraOrdinary Items	0.00	0.00	0.00	0.00	0.00
Dilution Adjustment	0.0	0.0	0.0	0.0	-

Diluted Net Income	-12.5	-17.1	-1.1	-5.4	3.2
Diluted Weighted Average Shares	5,043.3	5,043.3	5,043.3	5,043.3	5,043.3
Diluted EPS Excluding ExtraOrd Items	0.00	0.00	0.00	0.00	0.00
Diluted EPS Including ExtraOrd Items	0.00	0.00	0.00	0.00	0.00
DPS-Common Stock	0.00	0.00	0.00	-	0.00
Gross Dividends - Common Stock	0.0	0.0	0.0	-	0.0
Normalized Income Before Taxes	-13.7	-17.4	-0.8	-7.7	6.4
Inc Tax Ex Impact of Sp Items	-1.2	-0.3	0.3	-2.3	3.2
Normalized Income After Taxes	-12.5	-17.1	-1.1	-5.4	3.2
Normalized Inc. Avail to Com.	-12.5	-17.1	-1.1	-5.4	3.2
Basic Normalized EPS	0.00	0.00	0.00	0.00	0.00
Diluted Normalized EPS	0.00	0.00	0.00	0.00	0.00
Interest Expense	15.4	19.9	18.7	30.9	22.5
Current Tax	0.0	3.1	0.5	1.6	0.6
Current Tax - Total	0.0	3.1	0.5	1.6	0.6
Deferred Tax Assets	-3.5	-4.9	-4.5	-3.5	-2.6
Deferred Tax Liabil.	2.1	1.5	2.1	-0.4	5.2
Deferred Tax - Total	-1.4	-3.4	-2.4	-3.9	2.6
Tax Adjustment	0.1	-	2.1	-	-
Income Tax - Total	-1.2	-0.3	0.3	-2.3	3.2

Annual Balance Sheet

Financials in: USD (mil)

	31-Dec-2009	31-Dec-2008	31-Dec-2007	31-Dec-2005	31-Dec-2004
UpdateType/Date	Updated Normal 31-Dec-2009	Restated Normal 31-Dec-2009	Updated Normal 31-Dec-2008	Updated Normal 31-Dec-2005	Restated Normal 31-Dec-2005
Filed Currency	RUB	RUB	RUB	RUB	RUB
Exchange Rate	30.3135	30.535	24.5387	28.7414	27.72
Auditor	Interkom-Audit ZAO	Interkom-Audit ZAO	Interkom-Audit ZAO	BALT-AUDIT- EKSPERT	BALT-AUDIT- EKSPERT
Auditor Opinion				Unqualified	Unqualified
Raw Materials	49.4	50.6	63.8	41.4	48.9
Livestock	-	-	-	0.0	0.0
Work in Progress	30.9	43.9	48.1	33.1	30.3
Finished Goods	42.1	42.2	49.2	88.7	106.8
Shipped Goods	0.1	0.2	0.8	0.3	2.3
Costs of Future Periods	26.5	29.1	34.7	6.1	4.7
Other Inventories	0.0	0.2	0.2	0.0	0.5
VAT	5.4	4.1	11.9	30.8	21.5
Other Short-term Investments	8.0	27.4	28.9	32.1	7.3
Trade Receivables (<1Y)	38.7	39.9	50.4	197.8	129.7
Other Receivables (<1Y)	60.6	51.6	77.2	-	-
Cash and Cash Equivalents	14.5	1.4	22.1	47.1	0.7
Other Current Assets	1.4	1.7	1.8	1.6	1.5
Total Current Assets	277.6	292.2	389.2	479.1	354.1

Intangible Assets	0.3	0.3	0.4	0.6	0.7
Tangibles	75.4	82.5	96.8	166.7	160.8
Construction in Progress	63.2	45.5	62.1	62.2	58.4
Long-term Investments	86.0	99.6	117.9	89.9	108.3
Other Long-term Investments	10.3	6.8	-	-	-
Deferred Income Tax	-	-	12.2	8.2	4.7
Total Assets	512.6	526.9	678.7	806.7	687.0
Bank Credits Due within 12 months	35.3	70.8	123.2	165.9	140.2
Payables - Suppliers and Contractors	32.8	22.6	33.9	102.1	80.7
Payables - Employees of the Organization	4.0	2.8	4.5	4.4	4.9
Payables - to State Non-Budget Funds	17.6	15.8	19.2	17.6	16.1
Payables - to Budget	36.3	49.8	52.4	35.4	24.7
Other Creditors	124.5	116.2	113.2	54.3	48.0
Stockholders	0.1	0.3	0.2	0.1	0.2
Deferred Income	0.4	0.4	2.3	0.3	17.5
Reserves	0.0	2.6	3.3	2.7	2.8
Total Current Liabilities	251.1	281.2	352.2	382.9	335.1
Bank Credits	78.2	51.0	66.9	124.5	105.7
Total Long Term Debt	78.2	51.0	66.9	124.5	105.7
Deferred Income Tax	8.1	5.9	10.3	7.4	7.9
Other Long-Term Liabilities	0.0	0.0	0.0	75.1	6.4
Total Liabilities	337.4	338.2	429.6	590.0	455.1
Share Capital	194.4	193.0	240.2	205.1	212.6
Share Premium	35.4	35.6	30.8	58.3	58.2
Reserves	-	-	-	0.0	-
Loss of Previous Years	-41.2	-39.8	-21.9	-37.6	-38.9
Loss for the Year	-	-	-	-9.1	-
Adjustment	-13.4	-	-	-	-
Total Equity	175.2	188.7	249.1	216.7	231.9
Total Liabilities & Shareholders' Equity	512.6	526.9	678.7	806.7	687.0
S/O-Common Stock	5,043.3	5,043.3	5,043.3	5,043.3	5,043.3
Total Common Shares Outstanding	5,043.3	5,043.3	5,043.3	5,043.3	5,043.3
T/S-Common Stock	0.0	0.0	0.0	-	-
S/O-Preferred Stock	850.1	850.1	850.1	850.1	850.1
Total Preferred Shares Outstanding	850.1	850.1	850.1	850.1	850.1
T/S-Preferred Stock	0.0	0.0	0.0	-	-
Deferred Revenue - Current	0.4	0.4	2.3	0.3	17.5

© 1983-2014 Reuters Research Inc. All Rights Reserved.
Published by OneSource Information Services, Inc., April, 2014.

Izhevskiy mashinostroitel'nyi zavod OAO**Financial Health**Izhevsk, Russian Federation, **Tel:** 7-341-2495639, **URL:** http://www.izhmash.ru

Financials in: USD (mil)

Except for share items (millions) and per share items (actual units)

Key Indicators USD (mil)						
	Quarter Ending 31-Dec-2008	Quarter Ending Yr Ago	Annual Year End 31-Dec-2009	1 Year Growth	3 Year Growth	5 Year Growth
Total Revenue ¹ (?)	114.3	-8.51%	96.9	-20.70%	-37.12%	-21.09%
Operating Income ¹ (?)	-15.6	-	-13.7	-	-	-
Income Available to Common Excl Extraord Items ¹ (?)	-15.2	-	-12.5	-	-	-
Basic EPS Excl Extraord Items ¹ (?)	0.00	-	0.00	-	-	-
Total Assets ³ (?)	522.7	-4.16%	512.6	-3.41%	-12.49%	-0.78%
Total Liabilities ³ (?)	341.8	-1.00%	337.4	-0.94%	-15.51%	-0.70%
Total Long Term Debt ³ (?)	51.0	-5.19%	78.2	52.18%	-12.83%	-3.64%
Total Common Shares Outstanding ³ (?)	5,043.3	0.00%	5,043.3	0.00%	0.00%	0.00%
<i>1-ExchangeRate: RUB to USD Average for Period</i>	25.093668		31.686640			
<i>3-ExchangeRate: RUB to USD Period End Date</i>	30.535000		30.313500			

Key Ratios					
	31-Dec-2009	31-Dec-2008	31-Dec-2007	31-Dec-2005	31-Dec-2004
Profitability					
Gross Margin (?)	17.13%	15.98%	21.81%	10.85%	9.20%
Operating Margin (?)	-14.15%	-11.22%	-0.46%	-1.12%	-1.87%
Pretax Margin (?)	-14.15%	-11.22%	-0.46%	-1.76%	1.44%
Net Profit Margin (?)	-12.89%	-11.01%	-0.64%	-1.23%	0.72%
Financial Strength					
Current Ratio (?)	1.11	1.04	1.10	1.25	1.06
Long Term Debt/Equity (?)	0.45	0.27	0.27	0.57	0.46
Total Debt/Equity (?)	0.65	0.65	0.76	1.34	1.06
Management Effectiveness					
Return on Assets (?)	-2.50%	-2.60%	-0.14%	-0.72%	0.52%
Return on Equity (?)	-7.14%	-7.18%	-0.44%	-2.41%	1.52%
Efficiency					
Receivables Turnover (?)	1.01	1.22	0.86	2.29	3.38
Inventory Turnover (?)	0.53	0.66	0.70	2.15	2.46
Asset Turnover (?)	0.19	0.24	0.22	0.58	0.72

Market Valuation USD (mil)				
Enterprise Value ² (?)	2.6		Price/Sales (TTM) (?)	0.01
Enterprise Value/Revenue (TTM) (?)	0.91			
<i>2-ExchangeRate: RUB to USD on 31-Dec-2008</i>	30.535000			

© 1983-2014 Reuters Research Inc. All Rights Reserved.
Published by OneSource Information Services, Inc., April, 2014.



Izhevskiy mashinostroitel'nyi zavod OAO

Izhevsk, Russian Federation, Tel: 7-341-2495639, URL: http://www.izhmash.ru

Annual Income Statement

Standardized

Financials in: USD (mil)

Except for share items (millions) and per share items (actual units)

Financial Glossary

	31-Dec-2009	31-Dec-2008	31-Dec-2007	31-Dec-2005	31-Dec-2004
Period Length	12 Months	12 Months	12 Months	12 Months	12 Months
UpdateType/Date	Updated Normal 31-Dec-2009	Updated Normal 31-Dec-2008	Updated Normal 31-Dec-2008	Updated Normal 31-Dec-2005	Updated Normal 31-Dec-2004
Filed Currency	RUB	RUB	RUB	RUB	RUB
Exchange Rate (Period Average)	31.68664	24.888478	25.571852	28.286162	28.80525
Auditor				BALT-AUDIT- EKSPERT	BALT-AUDIT- EKSPERT
Auditor Opinion				Unqualified	Unqualified
Net Sales	96.9	155.5	169.0	436.4	442.4
Revenue	96.9	155.5	169.0	436.4	442.4
Total Revenue	96.9	155.5	169.0	436.4	442.4
Cost of Revenue	80.3	130.7	132.1	389.1	401.7
Cost of Revenue, Total	80.3	130.7	132.1	389.1	401.7
Gross Profit	16.6	24.8	36.9	47.3	40.7
Selling/General/Administrative Expense	10.5	30.4	25.4	36.4	30.4
Total Selling/General/Administrative Expenses	10.5	30.4	25.4	36.4	30.4
Interest Expense - Operating	15.4	19.9	18.7	30.9	22.5
Interest Expense - Net Operating	15.4	19.9	18.7	30.9	22.5
Interest Income - Operating	-1.9	-3.2	-2.5	-1.6	-0.7
Investment Income - Operating	0.0	0.0	0.0	0.0	-0.1
Interest/Investment Income - Operating	-2.0	-3.2	-2.5	-1.7	-0.8
Interest Expense (Income) - Net Operating Total	13.5	16.7	16.3	29.2	21.7
Other Operating Expense	82.2	105.7	107.3	354.4	356.0
Other, Net	-75.9	-110.6	-111.4	-367.7	-359.2
Other Operating Expenses, Total	6.3	-4.8	-4.1	-13.3	-3.2
Total Operating Expense	110.6	172.9	169.7	441.3	450.7
Operating Income	-13.7	-17.4	-0.8	-4.9	-8.3
Other Non-Operating Income (Expense)	-	-	-	-2.8	14.6
Other, Net	-	-	-	-2.8	14.6
Income Before Tax	-13.7	-17.4	-0.8	-7.7	6.4
Total Income Tax	-1.2	-0.3	0.3	-2.3	3.2
Income After Tax	-12.5	-17.1	-1.1	-5.4	3.2
Net Income Before Extraord Items	-12.5	-17.1	-1.1	-5.4	3.2

Net Income	-12.5	-17.1	-1.1	-5.4	3.2
Preferred Dividends	0.0	0.0	0.0	-	0.0
Total Adjustments to Net Income	0.0	0.0	0.0	-	0.0
Income Available to Common Excl Extraord Items	-12.5	-17.1	-1.1	-5.4	3.2
Income Available to Common Incl Extraord Items	-12.5	-17.1	-1.1	-5.4	3.2
Basic/Primary Weighted Average Shares	5,043.3	5,043.3	5,043.3	5,043.3	5,043.3
Basic EPS Excl Extraord Items	0.00	0.00	0.00	0.00	0.00
Basic/Primary EPS Incl Extraord Items	0.00	0.00	0.00	0.00	0.00
Dilution Adjustment	0.0	0.0	0.0	0.0	-
Diluted Net Income	-12.5	-17.1	-1.1	-5.4	3.2
Diluted Weighted Average Shares	5,043.3	5,043.3	5,043.3	5,043.3	5,043.3
Diluted EPS Excl Extraord Items	0.00	0.00	0.00	0.00	0.00
Diluted EPS Incl Extraord Items	0.00	0.00	0.00	0.00	0.00
Dividends per Share - Common Stock Primary Issue	0.00	0.00	-	-	0.00
Gross Dividends - Common Stock	0.0	0.0	0.0	-	0.0
Interest Expense, Supplemental	15.4	19.9	18.7	30.9	22.5
Normalized Income Before Tax	-13.7	-17.4	-0.8	-7.7	6.4
Inc Tax Ex Impact of Sp Items	-1.2	-0.3	0.3	-2.3	3.2
Normalized Income After Tax	-12.5	-17.1	-1.1	-5.4	3.2
Normalized Inc. Avail to Com.	-12.5	-17.1	-1.1	-5.4	3.2
Basic Normalized EPS	0.00	0.00	0.00	0.00	0.00
Diluted Normalized EPS	0.00	0.00	0.00	0.00	0.00
Normalized EBIT	-0.2	-0.7	15.5	24.3	13.5
Normalized EBITDA	-0.2	-0.7	15.5	24.3	13.5
Current Tax - Total	0.0	3.1	0.5	1.6	0.6
Current Tax - Total	0.0	3.1	0.5	1.6	0.6
Deferred Tax - Domestic	-1.4	-3.4	-2.4	-3.9	2.6
Deferred Tax - Total	-1.4	-3.4	-2.4	-3.9	2.6
Other Tax	0.1	-	2.1	-	-
Income Tax - Total	-1.2	-0.3	0.3	-2.3	3.2

© 1983-2014 Reuters Research Inc. All Rights Reserved.
Published by OneSource Information Services, Inc., April, 2014.

Izhevskiy mashinostroitel'nyi zavod OAO

Izhevsk, Russian Federation, Tel: 7-341-2495639, URL: http://www.izhmash.ru

Interim Income Statement

Standardized

Financials in: USD (mil)

Except for share items (millions) and per share items (actual units)

Financial Glossary

	31-Dec-2008	31-Mar-2008	31-Dec-2007	31-Mar-2007
Period Length	9 Months	3 Months	9 Months	3 Months
UpdateType/Date	Updated Special 31-Dec-2008	Updated Normal 31-Mar-2008	Updated Special 31-Dec-2008	Updated Normal 31-Mar-2007
Filed Currency	RUB	RUB	RUB	RUB
Exchange Rate (Period Average)	25.093668	24.25031	25.331345	26.306369
Net Sales	114.3	41.3	123.7	45.1
Revenue	114.3	41.3	123.7	45.1
Total Revenue	114.3	41.3	123.7	45.1
Cost of Revenue	97.5	33.2	100.2	31.9
Cost of Revenue, Total	97.5	33.2	100.2	31.9
Gross Profit	16.8	8.2	23.5	13.2
Selling/General/Administrative Expense	22.6	7.8	16.3	9.1
Total Selling/General/Administrative Expenses	22.6	7.8	16.3	9.1
Interest Expense - Operating	14.8	5.2	14.2	4.6
Interest Expense - Net Operating	14.8	5.2	14.2	4.6
Interest Income - Operating	-2.8	-0.4	-2.4	-0.1
Investment Income - Operating	0.0	0.0	0.0	-
Interest/Investment Income - Operating	-2.8	-0.4	-2.4	-0.1
Interest Expense (Income) - Net Operating Total	12.0	4.8	11.7	4.5
Other Operating Expense	77.3	28.5	94.7	13.2
Other, Net	-79.5	-31.2	-100.1	-11.9
Other Operating Expenses, Total	-2.2	-2.7	-5.4	1.3
Total Operating Expense	129.9	43.1	122.8	46.7
Operating Income	-15.6	-1.8	0.9	-1.6
Income Before Tax	-15.6	-1.8	0.9	-1.6
Total Income Tax	-0.4	0.1	0.7	-0.4
Income After Tax	-15.2	-1.9	0.2	-1.3
Net Income Before Extraord Items	-15.2	-1.9	0.2	-1.3
Net Income	-15.2	-1.9	0.2	-1.3
Preferred Dividends	0.0	0.0	0.0	0.0
Total Adjustments to Net Income	0.0	0.0	0.0	0.0
Income Available to Common Excl	-15.2	-1.9	0.2	-1.3

Extraord Items				
Income Available to Common Incl Extraord Items	-15.2	-1.9	0.2	-1.3
Basic/Primary Weighted Average Shares	5,043.3	5,043.3	5,043.3	5,043.3
Basic EPS Excl Extraord Items	0.00	0.00	-	0.00
Basic/Primary EPS Incl Extraord Items	0.00	0.00	-	0.00
Dilution Adjustment	0.0	0.0	-	0.0
Diluted Net Income	-15.2	-1.9	0.2	-1.3
Diluted Weighted Average Shares	5,043.3	5,043.3	5,043.3	5,043.3
Diluted EPS Excl Extraord Items	0.00	0.00	-	0.00
Diluted EPS Incl Extraord Items	0.00	0.00	-	0.00
Dividends per Share - Common Stock Primary Issue	0.00	0.00	-	0.00
Gross Dividends - Common Stock	0.0	0.0	0.0	0.0
Interest Expense, Supplemental	14.8	5.2	14.2	4.6
Normalized Income Before Tax	-15.6	-1.8	0.9	-1.6
Inc Tax Ex Impact of Sp Items	-0.4	0.1	0.7	-0.4
Normalized Income After Tax	-15.2	-1.9	0.2	-1.3
Normalized Inc. Avail to Com.	-15.2	-1.9	0.2	-1.3
Basic Normalized EPS	0.00	0.00	-	0.00
Diluted Normalized EPS	0.00	0.00	-	0.00
Normalized EBIT	-3.6	3.0	12.6	2.9
Normalized EBITDA	-3.6	3.0	12.6	2.9
Current Tax - Total	2.4	0.6	0.4	0.2
Current Tax - Total	2.4	0.6	0.4	0.2
Deferred Tax - Domestic	-2.9	-0.5	-1.8	-0.6
Deferred Tax - Total	-2.9	-0.5	-1.8	-0.6
Other Tax	-	-	2.1	-
Income Tax - Total	-0.4	0.1	0.7	-0.4

© 1983-2014 Reuters Research Inc. All Rights Reserved.
Published by OneSource Information Services, Inc., April, 2014.

Izhevskiy mashinostroitel'nyi zavod OAO**Annual Balance Sheet**

Izhevsk, Russian Federation, Tel: 7-341-2495639, URL: http://www.izhmash.ru

Standardized

Financials in: USD (mil)

Except for share items (millions) and per share items (actual units)

Financial Glossary

	31-Dec-2009	31-Dec-2008	31-Dec-2007	31-Dec-2005	31-Dec-2004
UpdateType/Date	Updated Normal 31-Dec-2009	Restated Normal 31-Dec-2009	Updated Normal 31-Dec-2008	Updated Normal 31-Dec-2005	Restated Normal 31-Dec-2005
Filed Currency	RUB	RUB	RUB	RUB	RUB
Exchange Rate	30.3135	30.535	24.5387	28.7414	27.72
Auditor				BALT-AUDIT- EKSPERT	BALT-AUDIT- EKSPERT
Auditor Opinion				Unqualified	Unqualified
Cash & Equivalents	14.5	1.4	22.1	47.1	0.7
Short Term Investments	8.0	27.4	28.9	32.1	7.3
Cash and Short Term Investments	22.5	28.7	51.0	79.2	8.0
Trade Accounts Receivable - Net	38.7	39.9	50.4	197.8	129.7
Other Receivables	66.0	55.7	89.1	30.8	21.5
Total Receivables, Net	104.6	95.6	139.5	228.6	151.2
Inventories - Finished Goods	42.1	42.4	50.0	89.0	109.1
Inventories - Work In Progress	30.9	43.9	48.1	33.1	30.3
Inventories - Raw Materials	49.4	50.6	63.8	41.4	48.9
Inventories - Other	26.5	29.3	34.9	6.2	5.3
Total Inventory	149.0	166.2	196.9	169.7	193.4
Other Current Assets	1.4	1.7	1.8	1.6	1.5
Other Current Assets, Total	1.4	1.7	1.8	1.6	1.5
Total Current Assets	277.6	292.2	389.2	479.1	354.1
Property/Plant/Equipment - Net	138.6	128.0	159.0	228.9	219.2
Intangibles, Net	0.3	0.3	0.4	0.6	0.7
LT Investments - Other	96.2	106.3	117.9	89.9	108.3
Long Term Investments	96.2	106.3	117.9	89.9	108.3
Deferred Income Tax - Long Term Asset	-	-	12.2	8.2	4.7
Other Long Term Assets, Total	-	-	12.2	8.2	4.7
Total Assets	512.6	526.9	678.7	806.7	687.0
Accounts Payable	32.8	22.6	33.9	102.1	80.7
Notes Payable/Short Term Debt	35.3	70.8	123.2	165.9	140.2
Dividends Payable	0.1	0.3	0.2	0.1	0.2
Customer Advances	0.4	0.4	2.3	0.3	17.5
Income Taxes Payable	36.3	49.8	52.4	35.4	24.7
Other Payables	124.5	116.2	113.2	54.3	48.0
Other Current Liabilities	21.7	21.1	26.9	24.7	23.8
Other Current liabilities, Total	183.0	187.9	195.1	114.9	114.2
Total Current Liabilities	251.1	281.2	352.2	382.9	335.1
Long Term Debt	78.2	51.0	66.9	124.5	105.7
Total Long Term Debt	78.2	51.0	66.9	124.5	105.7

Total Debt	113.5	121.8	190.2	290.5	245.9
Deferred Income Tax - LT Liability	8.1	5.9	10.3	7.4	7.9
Deferred Income Tax	8.1	5.9	10.3	7.4	7.9
Other Long Term Liabilities	0.0	0.0	0.0	75.1	6.4
Other Liabilities, Total	0.0	0.0	0.0	75.1	6.4
Total Liabilities	337.4	338.2	429.6	590.0	455.1
Common Stock	194.4	193.0	240.2	205.1	212.6
Common Stock	194.4	193.0	240.2	205.1	212.6
Additional Paid-In Capital	35.4	35.6	30.8	58.3	58.2
Retained Earnings (Accumulated Deficit)	-41.2	-39.8	-21.9	-46.6	-38.9
Other Equity	-13.4	-	-	-	-
Other Equity, Total	-13.4	-	-	-	-
Total Equity	175.2	188.7	249.1	216.7	231.9
Total Liabilities & Shareholders' Equity	512.6	526.9	678.7	806.7	687.0
Shares Outstanding - Common Stock Primary Issue	5,043.3	5,043.3	5,043.3	5,043.3	5,043.3
Total Common Shares Outstanding	5,043.3	5,043.3	5,043.3	5,043.3	5,043.3
Treasury Shares - Common Stock Primary Issue	0.0	0.0	0.0	-	-
Shares Outstanding - Preferred Stock Primary Issue	850.1	850.1	850.1	850.1	850.1
Total Preferred Stock Outstanding	850.1	850.1	850.1	850.1	850.1
Treasury Shares - Preferred Primary Issue	0.0	0.0	0.0	-	-
Deferred Revenue - Current	0.4	0.4	2.3	0.3	

© 1983-2014 Reuters Research Inc. All Rights Reserved.
Published by OneSource Information Services, Inc., April, 2014.

Izhevskiy mashinostroitel'nyi zavod OAO

Izhevsk, Russian Federation, Tel: 7-341-2495639, URL: http://www.izhmash.ru

Interim Balance Sheet

Standardized

Financials in: USD (mil)

Except for share items (millions) and per share items (actual units)

Financial Glossary

	31-Dec-2008	31-Mar-2008	31-Dec-2007	31-Mar-2007
UpdateType/Date	Updated Normal 31-Dec-2008	Updated Normal 31-Mar-2008	Updated Normal 31-Dec-2008	Updated Normal 31-Mar-2007
Filed Currency	RUB	RUB	RUB	RUB
Exchange Rate	30.535	23.4477	24.5387	26.0331
Cash & Equivalents	1.4	22.1	22.1	0.4
Short Term Investments	27.4	33.1	28.9	17.0
Cash and Short Term Investments	28.7	55.1	51.0	17.4
Trade Accounts Receivable - Net	39.9	52.9	50.4	95.4
Other Receivables	55.7	88.7	89.1	72.3
Total Receivables, Net	95.6	141.7	139.5	167.7
Inventories - Finished Goods	42.4	55.6	50.0	87.2
Inventories - Work In Progress	43.9	50.0	48.1	35.2
Inventories - Raw Materials	50.6	65.6	63.8	16.8
Inventories - Other	29.3	36.7	34.9	1.8
Total Inventory	166.2	207.9	196.9	141.1
Other Current Assets	1.7	2.0	1.8	1.6
Other Current Assets, Total	1.7	2.0	1.8	1.6
Total Current Assets	292.2	406.8	389.2	327.7
Property/Plant/Equipment - Net	117.2	166.1	159.0	129.3
Intangibles, Net	0.3	0.5	0.4	0.5
LT Investments - Other	99.6	123.0	117.9	113.7
Long Term Investments	99.6	123.0	117.9	113.7
Deferred Income Tax - Long Term Asset	13.5	15.2	12.2	6.0
Other Long Term Assets, Total	13.5	15.2	12.2	6.0
Total Assets	522.7	711.5	678.7	577.3
Accounts Payable	22.6	32.6	33.9	38.8
Notes Payable/Short Term Debt	70.8	130.3	123.2	136.3
Dividends Payable	0.3	0.2	0.2	0.1
Customer Advances	0.4	2.7	2.3	0.0
Income Taxes Payable	49.8	62.4	52.4	40.5
Other Payables	116.2	117.7	113.2	20.9
Other Current Liabilities	21.1	29.0	26.9	27.8
Other Current liabilities, Total	187.9	212.0	195.1	89.4
Total Current Liabilities	281.2	374.9	352.2	264.6
Long Term Debt	51.0	66.5	66.9	61.6
Total Long Term Debt	51.0	66.5	66.9	61.6
Total Debt	121.8	196.8	190.2	197.9
Deferred Income Tax - LT Liability	9.5	11.6	10.3	8.1

Deferred Income Tax	9.5	11.6	10.3	8.1
Other Long Term Liabilities	0.0	0.0	0.0	0.2
Other Liabilities, Total	0.0	0.0	0.0	0.2
Total Liabilities	341.8	453.0	429.6	334.5
Common Stock	193.0	251.3	240.2	226.4
Common Stock	193.0	251.3	240.2	226.4
Additional Paid-In Capital	24.5	32.0	30.8	38.6
Retained Earnings (Accumulated Deficit)	-36.5	-24.8	-21.9	-22.2
Total Equity	181.0	258.5	249.1	242.8
Total Liabilities & Shareholders' Equity	522.7	711.5	678.7	577.3
Shares Outstanding - Common Stock Primary Issue	5,043.3	5,043.3	5,043.3	5,043.3
Total Common Shares Outstanding	5,043.3	5,043.3	5,043.3	5,043.3
Treasury Shares - Common Stock Primary Issue	0.0	-	0.0	-
Shares Outstanding - Preferred Stock Primary Issue	850.1	850.1	850.1	850.1
Total Preferred Stock Outstanding	850.1	850.1	850.1	850.1
Treasury Shares - Preferred Primary Issue	0.0	-	0.0	-
Deferred Revenue - Current	0.4	2.7	2.3	0.0

© 1983-2014 Reuters Research Inc. All Rights Reserved.
Published by OneSource Information Services, Inc., April, 2014.

Izhevskiy mashinostroitel'nyi zavod OAOIzhevsk, Russian Federation, **Tel:** 7-341-2495639, **URL:** http://www.izhmash.ru**Annual Cash Flows**

Standardized

Financials in: USD (mil)

Except for share items (millions) and per share items (actual units)

Financial Glossary

	31-Dec-2009	31-Dec-2008	31-Dec-2007	31-Dec-2005	31-Dec-2004
Period Length	12 Months				
UpdateType/Date	Updated Normal 31-Dec-2009	Restated Normal 31-Dec-2009	Updated Normal 31-Dec-2008	Updated Normal 31-Dec-2005	Restated Normal 31-Dec-2005
Filed Currency	RUB	RUB	RUB	RUB	RUB
Exchange Rate (Period Average)	31.68664	24.888478	25.571852	28.286162	28.80525
Auditor				BALT-AUDIT- EKSPERT	BALT-AUDIT- EKSPERT
Auditor Opinion				Unqualified	Unqualified

© 1983-2014 Reuters Research Inc. All Rights Reserved.

Published by OneSource Information Services, Inc., April, 2014.

Izhevskiy mashinostroitel'nyi zavod OAO

Izhevsk, Russian Federation, Tel: 7-341-2495639, URL: http://www.izhmash.ru

Annual Income Statement

As Reported

Financials in: USD (mil)

Except for share items (millions) and per share items (actual units)

	31-Dec-2009	31-Dec-2008	31-Dec-2007	31-Dec-2005	31-Dec-2004
Period Length	12 Months	12 Months	12 Months	12 Months	12 Months
UpdateType/Date	Updated Normal 31-Dec-2009	Updated Normal 31-Dec-2008	Updated Normal 31-Dec-2008	Updated Normal 31-Dec-2005	Updated Normal 31-Dec-2004
Filed Currency	RUB	RUB	RUB	RUB	RUB
Exchange Rate (Period Average)	31.68664	24.888478	25.571852	28.286162	28.80525
Auditor	Interkom-Audit ZAO	Interkom-Audit ZAO	Interkom-Audit ZAO	BALT-AUDIT- EKSPERT	BALT-AUDIT- EKSPERT
Auditor Opinion				Unqualified	Unqualified
Revenue	96.9	155.5	169.0	436.4	442.4
Total Revenue	96.9	155.5	169.0	436.4	442.4
Cost of Sales	80.3	130.7	132.1	389.1	401.7
Commercial Expenses	9.1	28.2	24.8	35.8	29.9
Admin. Expenses	1.4	2.2	0.6	0.5	0.5
Interest Income	-1.9	-3.2	-2.5	-1.6	-0.7
Interest Expenses	15.4	19.9	18.7	30.9	22.5
Income from Investments	0.0	0.0	0.0	0.0	-0.1
Other Operating Income	-75.9	-110.6	-111.4	-367.7	-359.2
Other Operating Expenses	82.2	105.7	107.3	354.4	356.0
Total Operating Expense	110.6	172.9	169.7	441.3	450.7
Non-Sales Income	-	-	-	22.5	29.0
Non-Sales Expenses	-	-	-	-25.3	-14.4
Net Income Before Taxes	-13.7	-17.4	-0.8	-7.7	6.4
Provision for Income Taxes	-1.2	-0.3	0.3	-2.3	3.2
Net Income After Taxes	-12.5	-17.1	-1.1	-5.4	3.2
Net Income Before Extra. Items	-12.5	-17.1	-1.1	-5.4	3.2
Net Income	-12.5	-17.1	-1.1	-5.4	3.2
Preferred Dividends	0.0	0.0	0.0	-	0.0
Income Available to Com Excl ExtraOrd	-12.5	-17.1	-1.1	-5.4	3.2
Income Available to Com Incl ExtraOrd	-12.5	-17.1	-1.1	-5.4	3.2
Basic Weighted Average Shares	5,043.3	5,043.3	5,043.3	5,043.3	5,043.3
Basic EPS Excluding ExtraOrdinary Items	0.00	0.00	0.00	0.00	0.00
Basic EPS Including ExtraOrdinary Items	0.00	0.00	0.00	0.00	0.00
Dilution Adjustment	0.0	0.0	0.0	0.0	-

Diluted Net Income	-12.5	-17.1	-1.1	-5.4	3.2
Diluted Weighted Average Shares	5,043.3	5,043.3	5,043.3	5,043.3	5,043.3
Diluted EPS Excluding ExtraOrd Items	0.00	0.00	0.00	0.00	0.00
Diluted EPS Including ExtraOrd Items	0.00	0.00	0.00	0.00	0.00
DPS-Common Stock	0.00	0.00	0.00	-	0.00
Gross Dividends - Common Stock	0.0	0.0	0.0	-	0.0
Normalized Income Before Taxes	-13.7	-17.4	-0.8	-7.7	6.4
Inc Tax Ex Impact of Sp Items	-1.2	-0.3	0.3	-2.3	3.2
Normalized Income After Taxes	-12.5	-17.1	-1.1	-5.4	3.2
Normalized Inc. Avail to Com.	-12.5	-17.1	-1.1	-5.4	3.2
Basic Normalized EPS	0.00	0.00	0.00	0.00	0.00
Diluted Normalized EPS	0.00	0.00	0.00	0.00	0.00
Interest Expense	15.4	19.9	18.7	30.9	22.5
Current Tax	0.0	3.1	0.5	1.6	0.6
Current Tax - Total	0.0	3.1	0.5	1.6	0.6
Deferred Tax Assets	-3.5	-4.9	-4.5	-3.5	-2.6
Deferred Tax Liabil.	2.1	1.5	2.1	-0.4	5.2
Deferred Tax - Total	-1.4	-3.4	-2.4	-3.9	2.6
Tax Adjustment	0.1	-	2.1	-	-
Income Tax - Total	-1.2	-0.3	0.3	-2.3	3.2

© 1983-2014 Reuters Research Inc. All Rights Reserved.
Published by OneSource Information Services, Inc., April, 2014.

Izhevskiy mashinostroitel'nyi zavod OAO

Izhevsk, Russian Federation, Tel: 7-341-2495639, URL: http://www.izhmash.ru

Interim Income Statement

As Reported

Financials in: USD (mil)

Except for share items (millions) and per share items (actual units)

	31-Dec-2008	31-Mar-2008	31-Dec-2007	31-Mar-2007
Period Length	9 Months	3 Months	9 Months	3 Months
UpdateType/Date	Updated Special 31-Dec-2008	Updated Normal 31-Mar-2008	Updated Special 31-Dec-2008	Updated Normal 31-Mar-2007
Filed Currency	RUB	RUB	RUB	RUB
Exchange Rate (Period Average)	25.093668	24.25031	25.331345	26.306369
Revenue	114.3	41.3	123.7	45.1
Total Revenue	114.3	41.3	123.7	45.1
Cost of Sales	97.5	33.2	100.2	31.9
Commercial Expenses	20.8	7.4	15.8	8.9
Admin. Expenses	1.8	0.4	0.5	0.1
Interest Income	-2.8	-0.4	-2.4	-0.1
Interest Expenses	14.8	5.2	14.2	4.6
Income from Investments	0.0	0.0	0.0	-
Other Operating Income	-79.5	-31.2	-100.1	-11.9
Other Operating Expenses	77.3	28.5	94.7	13.2
Total Operating Expense	129.9	43.1	122.8	46.7
Net Income Before Taxes	-15.6	-1.8	0.9	-1.6
Provision for Income Taxes	-0.4	0.1	0.7	-0.4
Net Income After Taxes	-15.2	-1.9	0.2	-1.3
Net Income Before Extra. Items	-15.2	-1.9	0.2	-1.3
Net Income	-15.2	-1.9	0.2	-1.3
Preferred Dividends	0.0	0.0	0.0	0.0
Income Available to Com Excl ExtraOrd	-15.2	-1.9	0.2	-1.3
Income Available to Com Incl ExtraOrd	-15.2	-1.9	0.2	-1.3
Basic Weighted Average Shares	5,043.3	5,043.3	5,043.3	5,043.3
Basic EPS Excluding ExtraOrdinary Items	0.00	0.00	-	0.00
Basic EPS Including ExtraOrdinary Items	0.00	0.00	-	0.00
Dilution Adjustment	0.0	0.0	-	0.0
Diluted Net Income	-15.2	-1.9	0.2	-1.3
Diluted Weighted Average Shares	5,043.3	5,043.3	5,043.3	5,043.3
Diluted EPS Excluding ExtraOrd Items	0.00	0.00	-	0.00
Diluted EPS Including ExtraOrd Items	0.00	0.00	-	0.00

DPS-Common Stock	0.00	0.00	0.00	0.00
Gross Dividends - Common Stock	0.0	0.0	0.0	0.0
Normalized Income Before Taxes	-15.6	-1.8	0.9	-1.6
Inc Tax Ex Impact of Sp Items	-0.4	0.1	0.7	-0.4
Normalized Income After Taxes	-15.2	-1.9	0.2	-1.3
Normalized Inc. Avail to Com.	-15.2	-1.9	0.2	-1.3
Basic Normalized EPS	0.00	0.00	-	0.00
Diluted Normalized EPS	0.00	0.00	-	0.00
Interest Expense	14.8	5.2	14.2	4.6
Current Tax	2.4	0.6	0.4	0.2
Current Tax - Total	2.4	0.6	0.4	0.2
Deferred Tax Assets	-3.6	-1.2	-3.9	-0.6
Deferred Tax Liabil.	0.8	0.7	2.1	0.1
Deferred Tax - Total	-2.9	-0.5	-1.8	-0.6
Tax Adjustment	-	-	2.1	-
Income Tax - Total	-0.4	0.1	0.7	-0.4

© 1983-2014 Reuters Research Inc. All Rights Reserved.
Published by OneSource Information Services, Inc., April, 2014.

Izhevskiy mashinostroitel'nyi zavod OAO**Annual Balance Sheet**

Izhevsk, Russian Federation, Tel: 7-341-2495639, URL: http://www.izhmash.ru

As Reported

Financials in: USD (mil)

Except for share items (millions) and per share items (actual units)

	31-Dec-2009	31-Dec-2008	31-Dec-2007	31-Dec-2005	31-Dec-2004
UpdateType/Date	Updated Normal 31-Dec-2009	Restated Normal 31-Dec-2009	Updated Normal 31-Dec-2008	Updated Normal 31-Dec-2005	Restated Normal 31-Dec-2005
Filed Currency	RUB	RUB	RUB	RUB	RUB
Exchange Rate	30.3135	30.535	24.5387	28.7414	27.72
Auditor	Interkom-Audit ZAO	Interkom-Audit ZAO	Interkom-Audit ZAO	BALT-AUDIT- EKSPERT	BALT-AUDIT- EKSPERT
Auditor Opinion				Unqualified	Unqualified
Raw Materials	49.4	50.6	63.8	41.4	48.9
Livestock	-	-	-	0.0	0.0
Work in Progress	30.9	43.9	48.1	33.1	30.3
Finished Goods	42.1	42.2	49.2	88.7	106.8
Shipped Goods	0.1	0.2	0.8	0.3	2.3
Costs of Future Periods	26.5	29.1	34.7	6.1	4.7
Other Inventories	0.0	0.2	0.2	0.0	0.5
VAT	5.4	4.1	11.9	30.8	21.5
Other Short-term Investments	8.0	27.4	28.9	32.1	7.3
Trade Receivables (<1Y)	38.7	39.9	50.4	197.8	129.7
Other Receivables (<1Y)	60.6	51.6	77.2	-	-
Cash and Cash Equivalents	14.5	1.4	22.1	47.1	0.7
Other Current Assets	1.4	1.7	1.8	1.6	1.5
Total Current Assets	277.6	292.2	389.2	479.1	354.1
Intangible Assets	0.3	0.3	0.4	0.6	0.7
Tangibles	75.4	82.5	96.8	166.7	160.8
Construction in Progress	63.2	45.5	62.1	62.2	58.4
Long-term Investments	86.0	99.6	117.9	89.9	108.3
Other Long-term Investments	10.3	6.8	-	-	-
Deferred Income Tax	-	-	12.2	8.2	4.7
Total Assets	512.6	526.9	678.7	806.7	687.0
Bank Credits Due within 12 months	35.3	70.8	123.2	165.9	140.2
Payables - Suppliers and Contractors	32.8	22.6	33.9	102.1	80.7
Payables - Employees of the Organization	4.0	2.8	4.5	4.4	4.9
Payables - to State Non-Budget Funds	17.6	15.8	19.2	17.6	16.1
Payables - to Budget	36.3	49.8	52.4	35.4	24.7
Other Creditors	124.5	116.2	113.2	54.3	48.0
Stockholders	0.1	0.3	0.2	0.1	0.2
Deferred Income	0.4	0.4	2.3	0.3	17.5
Reserves	0.0	2.6	3.3	2.7	2.8
Total Current Liabilities	251.1	281.2	352.2	382.9	335.1

Bank Credits	78.2	51.0	66.9	124.5	105.7
Total Long Term Debt	78.2	51.0	66.9	124.5	105.7
Deferred Income Tax	8.1	5.9	10.3	7.4	7.9
Other Long-Term Liabilities	0.0	0.0	0.0	75.1	6.4
Total Liabilities	337.4	338.2	429.6	590.0	455.1
Share Capital	194.4	193.0	240.2	205.1	212.6
Share Premium	35.4	35.6	30.8	58.3	58.2
Reserves	-	-	-	0.0	-
Loss of Previous Years	-41.2	-39.8	-21.9	-37.6	-38.9
Loss for the Year	-	-	-	-9.1	-
Adjustment	-13.4	-	-	-	-
Total Equity	175.2	188.7	249.1	216.7	231.9
Total Liabilities & Shareholders' Equity	512.6	526.9	678.7	806.7	687.0
S/O-Common Stock	5,043.3	5,043.3	5,043.3	5,043.3	5,043.3
Total Common Shares Outstanding	5,043.3	5,043.3	5,043.3	5,043.3	5,043.3
T/S-Common Stock	0.0	0.0	0.0	-	-
S/O-Preferred Stock	850.1	850.1	850.1	850.1	850.1
Total Preferred Shares Outstanding	850.1	850.1	850.1	850.1	850.1
T/S-Preferred Stock	0.0	0.0	0.0	-	-
Deferred Revenue - Current	0.4	0.4	2.3	0.3	17.5

© 1983-2014 Reuters Research Inc. All Rights Reserved.
Published by OneSource Information Services, Inc., April, 2014.

Izhevskiy mashinostroitel'nyi zavod OAO

Izhevsk, Russian Federation, Tel: 7-341-2495639, URL: http://www.izhmash.ru

Interim Balance Sheet

As Reported

Financials in: USD (mil)

Except for share items (millions) and per share items (actual units)

	31-Dec-2008	31-Mar-2008	31-Dec-2007	31-Mar-2007
UpdateType/Date	Updated Normal 31-Dec-2008	Updated Normal 31-Mar-2008	Updated Normal 31-Dec-2008	Updated Normal 31-Mar-2007
Filed Currency	RUB	RUB	RUB	RUB
Exchange Rate	30.535	23.4477	24.5387	26.0331
Raw Materials	50.6	65.6	63.8	16.8
Work in Progress	43.9	50.0	48.1	35.2
Finished Goods	42.2	54.8	49.2	87.1
Shipped Goods	0.2	0.8	0.8	0.1
Costs of Future Periods	29.1	36.5	34.7	1.6
Other Inventories	0.2	0.2	0.2	0.2
VAT	4.1	13.6	11.9	15.4
Trade Receivables (<1Y)	39.9	52.9	50.4	95.4
Other Receivables (<1Y)	51.6	75.1	77.2	57.0
Short-term Investments	27.4	33.1	28.9	17.0
Cash and Cash Equivalents	1.4	22.1	22.1	0.4
Other Current Assets	1.7	2.0	1.8	1.6
Total Current Assets	292.2	406.8	389.2	327.7
Intangible Assets	0.3	0.5	0.4	0.5
Tangibles	71.7	99.1	96.8	75.4
Construction in Progress	45.5	67.0	62.1	53.9
Long-term Investments	99.6	123.0	117.9	113.7
Deferred Income Tax	13.5	15.2	12.2	6.0
Total Assets	522.7	711.5	678.7	577.3
Bank Credits Due within 12 months	70.8	130.3	123.2	136.3
Payables - Suppliers and Contractors	22.6	32.6	33.9	38.8
Payables - Employees of the Organization	2.8	5.1	4.5	5.1
Payables - to State Non-Budget Funds	15.8	20.4	19.2	19.8
Payables - to Budget	49.8	62.4	52.4	40.5
Other Creditors	116.2	117.7	113.2	20.9
Stockholders	0.3	0.2	0.2	0.1
Deferred Income	0.4	2.7	2.3	0.0
Reserves	2.6	3.4	3.3	3.0
Total Current Liabilities	281.2	374.9	352.2	264.6
Bank Credits and Loans	51.0	66.5	66.9	61.6
Total Long Term Debt	51.0	66.5	66.9	61.6
Deferred Income Tax	9.5	11.6	10.3	8.1
Other Long-Term Liabilities	0.0	0.0	0.0	0.2

Total Liabilities	341.8	453.0	429.6	334.5
Share Capital	193.0	251.3	240.2	226.4
Share Premium	24.5	32.0	30.8	38.6
Loss of Previous Years	-22.2	-22.9	-21.9	-20.9
Loss for the Year	-14.3	-1.9	-	-1.3
Total Equity	181.0	258.5	249.1	242.8
Total Liabilities & Shareholders' Equity	522.7	711.5	678.7	577.3
S/O-Common Stock	5,043.3	5,043.3	5,043.3	5,043.3
Total Common Shares Outstanding	5,043.3	5,043.3	5,043.3	5,043.3
T/S-Common Stock	0.0	-	0.0	-
S/O-Preferred Stock	850.1	850.1	850.1	850.1
Total Preferred Shares Outstanding	850.1	850.1	850.1	850.1
T/S-Preferred Stock	0.0	-	0.0	-
Deferred Revenue - Current	0.4	2.7	2.3	0.0

© 1983-2014 Reuters Research Inc. All Rights Reserved.
Published by OneSource Information Services, Inc., April, 2014.

Izhevskiy mashinostroitel'nyi zavod OAO

Annual Cash Flows

Izhevsk, Russian Federation, **Tel:** 7-341-2495639, **URL:** <http://www.izhmash.ru>

Financials in: USD (mil)

Except for share items (millions) and per share items (actual units)

No Financial Data for Izhevskiy mashinostroitel'nyi zavod OAO

OneSource One-Stop Report
Izhmash Joint Stock Company

28 April 2014

Izhmash Joint Stock Company

Pr. Deryabina 3
Izhevsk, 426006
Russian Federation

Tel: 7 (3412) 60 99 36
Fax: 7 (3412) 49 56 39

www.izhmash.ru

Employees: 34,250
Company Type: Public Independent
Traded: MICEX-RTS: IGMA
Incorporation Date: 1939
Auditor: Balt-Audit-Expert Ltd

Financials in: USD (mil)
Fiscal Year End: 31-Dec-2010
Reporting Currency: Russian Ruble
Annual Sales: 60.8
Total Assets: NA

Business Description

Manufacture and export of vehicles, firearms and machine-tools; production of pig iron and non-ferrous castings; machining; industrial design work

Source: Graham & Whiteside

Industry

Industry Auto and Truck Manufacturers
ANZSIC 2006: 231 - Motor Vehicle and Motor Vehicle Part Manufacturing
ISIC Rev 4: 2910 - Manufacture of motor vehicles
NACE Rev 2: 2910 - Manufacture of motor vehicles
NAICS 2012: 336112 - Light Truck and Utility Vehicle Manufacturing
UK SIC 2007: 2910 - Manufacture of motor vehicles
US SIC 1987: 3711 - Motor Vehicles and Passenger Car Bodies

Key Executives

Name	Title	Source
Vladimir Alekseevich Kutergin	Senior Deputy General Director	Graham & Whiteside
Sergey Viktorovich Bondarenko	Chief Accountant	Graham & Whiteside
Igor Valerievich Anisimov	Head of Sales	Graham & Whiteside
Andrey Anatolievich Sterkhov	Head of IT	Graham & Whiteside
Vitaliy Alekseevich Shurygin	Production Director	Graham & Whiteside

Key IDSM Number: 42399089

1 - Profit & Loss Item Exchange Rate: USD 1 = RUB 30.37785

2 - Balance Sheet Item Exchange Rate: USD 1 = RUB 30.527

Copyright © 2014 Graham & Whiteside Limited
Currency conversion provided by XE.com. Terms and privacy policy can be found on xe.com
Published by OneSource Information Services, Inc., 2014

Izhmash Joint Stock Company

Corporate Overview

Location

Pr. Deryabina 3
Izhevsk, 426006
Russian Federation

Tel: 7 (3412) 60 99 36
Fax: 7 (3412) 49 56 39
www.izhmash.ru

Quote Symbol - Exchange

IGMA - MICEX-RTS

Sales RUB(mil): 1,848.2
Assets RUB(mil): NA
Employees: 34,250
Fiscal Year End: 31-Dec-2010
KeyIDSM: 42399089
Industry: Auto and Truck Manufacturers

Incorporation Date:

1939

Company Type:

Public

Quoted Status:

Independent

Not Quoted

Senior Deputy

Vladimir Alekseevich

General Director:

Kutergin

Contents

Industry Codes

Business Description

Brand/Trade Names

Financial Data

Subsidiaries

Key Corporate Relationships

Industry Codes**ANZSIC 2006 Codes:**

231 - Motor Vehicle and Motor Vehicle Part Manufacturing
2463 - Machine Tool and Parts Manufacturing
2299 - Other Fabricated Metal Product Manufacturing Not Elsewhere Classified
2210 - Iron and Steel Forging

ISIC Rev 4 Codes:

2910 - Manufacture of motor vehicles
2591 - Forging, pressing, stamping and roll-forming of metal; powder metallurgy
2822 - Manufacture of metal-forming machinery and machine tools
2520 - Manufacture of weapons and ammunition

NACE Rev 2 Codes:

2910 - Manufacture of motor vehicles
2841 - Manufacture of metal forming machinery
2540 - Manufacture of weapons and ammunition
2550 - Forging, pressing, stamping and roll-forming of metal; powder metallurgy

NAICS 2012 Codes:

336112 - Light Truck and Utility Vehicle Manufacturing
332111 - Iron and Steel Forging
333517 - Machine Tool Manufacturing
332994 - Small Arms, Ordnance, and Ordnance Accessories Manufacturing

US SIC 1987:

3711 - Motor Vehicles and Passenger Car Bodies
3462 - Iron and Steel Forgings
3542 - Machine Tools, Metal Forming Types
3541 - Machine Tools, Metal Cutting Types
3484 - Small Arms

UK SIC 2007:

2910 - Manufacture of motor vehicles
2841 - Manufacture of metal forming machinery
2550 - Forging, pressing, stamping and roll-forming of metal; powder metallurgy
2540 - Manufacture of weapons and ammunition

Business Description

Manufacture and export of vehicles, firearms and machine-tools; production of pig iron and non-ferrous castings; machining; industrial design work

Source: Graham & Whiteside

Brand/Trade Names

IZH 2126	IZH 27171
IZH 2717	IZH Planeta

Financial Data

Financials in:	RUB(mil)	1 Year Growth
Revenue:	1,848.2	NA
Date of Financial Data:	31-Dec-2010	

Subsidiaries

Company	Percentage Owned	Country
Izhmashenergo Joint Stock Company	100%	RUSSIA
Izhmash Scientific-Production Centre for High-Precision Technology Joint Stock Company	100%	RUSSIA
Izhevsk Small Arms Plant Joint Stock Company	99%	RUSSIA
Izhmotozip Joint Stock Company	55%	RUSSIA
Izhmashmetallosnab Joint Stock Company	60%	RUSSIA
Defence Initiatives Agency Ltd	83%	RUSSIA
Zayachya Usadba Ltd	100%	RUSSIA
Izhevsk Tool Plant Joint Stock Company	100%	RUSSIA
Deryabin Arms Ltd	100%	RUSSIA
Plastlit Ltd	100%	RUSSIA
Izhmashstanko Joint Stock Company	99%	RUSSIA
Izhmashprint Joint Stock Company	100%	RUSSIA
IzhStanko Ltd	100%	RUSSIA
Basic Funds Company Ltd	100%	RUSSIA
Izhtekhmash Ltd	100%	RUSSIA

Key Corporate Relationships

Auditor:	Balt-Audit-Expert Ltd
Bank:	Euro Asian Bank for Economic Development, Izhmash Commercial Bank
Auditor:	Balt-Audit-Expert Ltd

Copyright © 2014 Graham & Whiteside Limited
© 2014 Avention, Inc. All Rights Reserved.

Izhmash Joint Stock Company**Executives Report**

Izhevsk, Republic of Udmurtiya, Russian Federation, Tel: 7 (3412) 60 99 36, URL:
<http://www.izhmash.ru>

Board of Directors			
Name	Title	Function	Source
Anna Anatolievna Botalova	Director	Director/Board Member	GW
Dmitriy Evgenievich Kuznetsov	Director	Director/Board Member	GW
Pavel Andreevich Palamarchuk	Director	Director/Board Member	GW
Oleg Viktorovich Radionov	Director	Director/Board Member	GW
Aleksandr Viktorovich Rozhkov	Director	Director/Board Member	GW
Igor Olegovich Sevastyanov	Director	Director/Board Member	GW
Zhanna Nikolaevna Skorina	Director	Director/Board Member	GW
Andrey Vladimirovich Votintsev	Director	Director/Board Member	GW
Igor Arnoldovich Zemit	Director	Director/Board Member	GW
Viktor Mikhailovich Zhukovskiy	Director	Director/Board Member	GW
Executives			
Name	Title	Function	Source
Vladimir Alekseevich Kutergin	Senior Deputy General Director	Division Head Executive	GW
Maksim Vadimovich Kuzyuk	General Director	Division Head Executive	GW
Sergey Viktorovich Bondarenko	Chief Accountant	Finance Executive	GW
Yuriy Mikhailovich Agafonov	Personnel Director	Human Resources Executive	GW
Igor Valerievich Anisimov	Head of Sales	Sales Executive	GW
Aleksandr Aleksandrovich Zavarzin	Director, Foreign Economic Activity	Sales Executive	GW
Elena Vladimirovna Filatova	Press Secretary	Public Relations Executive	GW
Andrey Anatolievich Sterkhov	Head of IT	Engineering/Technical Executive	GW
Vitaliy Alekseevich Shurygin	Production Director	Manufacturing Executive	GW

Data Noted as Source: GW , Copyright © 2014 Graham & Whiteside Limited

Published by OneSource Information Services, Inc., Apr, 2014



News: 0 Matches

OneSource One-Stop Report

Kontsern Izhmash OAO

28 April 2014

Kontsern Izhmash OAO

3, Derjabin Pr.
Izhevsk, 426006
Russian Federation

Tel: 7-341-2609936
Fax: 7-341-2495639

www.izhmash-arms.ru

Employees: 695
Company Type: Private Parent
Corporate Family: 3 Companies
Incorporation Date: 08-Aug-2002
Auditor: BALT-AUDIT-EKSPERT

Financials in: USD (mil)

Fiscal Year End: 31-Dec-2006
Reporting Currency: Russian Ruble
Annual Sales: 112.1 ¹
Net Income: 1.5
Total Assets: 352.6 ²

Business Description

Kontsern Izhmash OAO (Concern Izhmash OJSC) is a Russia-based holding company involved in the firearm production for defense and civil applications. The Company's product portfolio includes shotguns, self-loading and hand operated rifles, sport rifles, air rifles and mock-ups, different types of knives, as well as spare parts for hunting weapons, ammunition, choke tubes, magazines for shotguns and rifles, and mounts, among others. Kontsern Izhmash OAO operates through 13 subsidiaries and numerous affiliated companies. As of June 29, 2012, the Company's major shareholder was Izhevskiy mashzavod OAO with a stake of 69.81%. On September 10, 2012, the Arbitration Court of the Republic of Udmurtia decided to declare bankruptcy of the Company. For the fiscal year ended 31 December 2006, Kontsern Izhmash OAO revenues decreased 6% to RUR3.05B. Net income totaled RUR40.4M vs. loss of RUR246.1M. Revenues reflect a decrease in demand for the Company's products and services due to unfavorable market conditions. Net Income reflects Other Operating Expenses decrease of 32% to RUR1.82B (expense), Interest Expense decrease of 18% to RUR406.3M (expense).

Source: Reuters

Industry

Industry: Recreational Products
ANZSIC 2006: 2299 - Other Fabricated Metal Product Manufacturing Not Elsewhere Classified
ISIC Rev 4: 2520 - Manufacture of weapons and ammunition
NACE Rev 2: 2540 - Manufacture of weapons and ammunition
NAICS 2012: 332994 - Small Arms, Ordnance, and Ordnance Accessories Manufacturing
UK SIC 2007: 2540 - Manufacture of weapons and ammunition
US SIC 1987: 3484 - Small Arms

Key Executives

Name	Title	Source
Vitaly Alekseevich Shurygin	Chairman of the Management Board, General Director	Reuters
Aleksandr Nikolaevich Kolbasov	Deputy General Director - Director of Treasury, Member of the Management Board	Reuters
Tatyana Leonidovna Solodovnikova	Chief Accountant, Member of the Management Board	Reuters
Anna Anatolevna Botalova	Director	Reuters
Maksim Vadimovich Kozyuk	Director	Reuters

Key IDSM Number: 97532884

¹ - Profit & Loss Item Exchange Rate: USD 1 = RUB 27.18102

² - Balance Sheet Item Exchange Rate: USD 1 = RUB 26.3255

© 1983-2014 Reuters Research Inc. All Rights Reserved.
Currency conversion provided by XE.com. Terms and privacy policy can be found on xe.com
Published by OneSource Information Services, Inc., 2014

Kontsern Izhmash OAO

Corporate Overview

Location 3, Derjabin Pr. Izhevsk, 426006 Russian Federation	Sales RUB(mil): 3,046.3 Assets RUB(mil): 9,281.6 Employees: 695 Fiscal Year End: 31-Dec-2006 KeyIDSM: 97532884 Industry: Recreational Products	Incorporation Date: 08-Aug-2002 Company Type: Private Parent Quoted Status: Not Quoted Chairman of the Management Board, General Director: Vitaly Alekseevich Shurygin
Tel: 7-341-2609936 Fax: 7-341-2495639 www.izhmash-arms.ru		

Company Web Links

Company Contact/E-mail
Corporate History/Profile

Home Page
News Releases

Products/Services

Contents

Industry Codes
Business Description
Financial Data
Key Corporate Relationships

Industry Codes**ANZSIC 2006 Codes:**

2299 - Other Fabricated Metal Product Manufacturing Not Elsewhere Classified
6240 - Financial Asset Investing

ISIC Rev 4 Codes:

2520 - Manufacture of weapons and ammunition
642 - Activities of holding companies

NACE Rev 2 Codes:

2540 - Manufacture of weapons and ammunition
642 - Activities of holding companies

NAICS 2012 Codes:

332994 - Small Arms, Ordnance, and Ordnance Accessories Manufacturing
551112 - Offices of Other Holding Companies

US SIC 1987:

3484 - Small Arms
6719 - Offices of Holding Companies, Not Elsewhere Classified

UK SIC 2007:

2540 - Manufacture of weapons and ammunition
642 - Activities of holding companies

Business Description

Kontsern Izhmash OAO (Concern Izhmash OJSC) is a Russia-based holding company involved in the firearm production for defense and civil applications. The Company's product portfolio includes shotguns, self-loading and hand operated rifles, sport rifles, air rifles and mock-ups, different types of knives, as well as spare parts for hunting weapons, ammunition, choke tubes, magazines for shotguns and rifles, and mounts, among others. Kontsern Izhmash OAO operates through 13 subsidiaries and numerous affiliated companies. As of June 29, 2012, the Company's major shareholder was Izhevskiy mashzavod OAO with a stake of 69.81%. On September 10, 2012, the Arbitration Court of the Republic of Udmurtia decided to declare bankruptcy of the Company. For the fiscal year ended 31 December 2006, Kontsern Izhmash OAO revenues decreased 6% to RUR3.05B. Net income totaled RUR40.4M vs. loss of RUR246.1M. Revenues reflect a decrease in demand for the Company's products and services due to unfavorable market conditions. Net Income reflects Other Operating Expenses decrease of 32% to RUR1.82B (expense), Interest Expense decrease of 18% to RUR406.3M (expense).

Source: Reuters

Financial Data

Financials in:	RUB(mil)	1 Year Growth
Revenue:	3,046.3	-6.5%
Net Income:	40.4	NA
Assets:	9,281.6	NA
Long Term Debt:	1,245.7	
Total Liabilities:	6,375.8	
Working Capital:	2.3	
Date of Financial Data:	31-Dec-2006	

Key Corporate Relationships

Auditor:	BALT-AUDIT-EKSPERT
Auditor:	BALT-AUDIT-EKSPERT

© 1983-2014 Reuters Research Inc. All Rights Reserved.

© 2014 Avention, Inc. All Rights Reserved.

Corporate Family

Corporate Structure News:

Kontsern Izhmash OAO

Kontsern Izhmash OAO
Total Corporate Family Members: 3

Company Name	Company Type	Location	Country	Industry	Sales (USD mil)	Employees	Source
Kontsern Izhmash OAO	Parent	Izhevsk	Russian Federation	Weapons and Ammunition Manufacturing	112.1	695	RT
Molot-Energo, Ooo	Subsidiary	Vyatskie Polyany	Russian Federation	Water and Sewage Services	9.3	287	D&B
Izhstanko, Ooo	Subsidiary	Izhevsk	Russian Federation	Machinery and Equipment Manufacturing	1.0	4	D&B

Data Noted as Source: RT, © 1983-2014 Reuters Research Inc. All Rights Reserved.

Data Noted as Source: D&B, © 2014 Dun & Bradstreet, Inc. All rights reserved.

Published by OneSource Information Services, Inc., 2014

Kontsern Izhmash OAO**Executives Report**Izhevsk, , Russian Federation, **Tel:** 7-341-2609936, **URL:** http://www.izhmash-arms.ru**Board of Directors**

Name	Title	Function	Source
Vitaly Alekseevich Shurygin	Chairman of the Management Board, General Director	Chairman	Reuters
<p>Biography: Mr. Vitaly Alekseevich Shurygin has been General Director at Kontsern Izhmash OAO since 2005. He is also Chairman of the Management Board at the Company. He was Member of the Board of Directors at Kontsern Izhmash OAO until August 19, 2011. In addition to his current duties at the Company, since 2008, he has served as First Deputy General Director - Co-Director for Production and Technical Issues at Izhevskiy mashzavod OAO. He graduated from Kazan Aviation Institute. <i>Source: Reuters</i></p> <p>Age: 59 <i>Source: Reuters</i></p> <p>Education: Kazan State Technical University <i>Source:</i></p>			
Anna Anatolevna Botalova	Director	Director/Board Member	Reuters
<p>Biography: Ms. Anna Anatolevna Botalova is Member of the Board of Directors at Kontsern Izhmash OAO. In addition to her current duties at the Company, since 2007, she has served as Deputy Minister at the Ministry of Property Relations of the Udmurt Republic. Between 2005 and 2007, she acted as Head of GUP and GU Department at the same institution. <i>Source: Reuters</i></p> <p>Age: 48 <i>Source: Reuters</i></p>			
Aleksandr Nikolaevich Kolbasov	Deputy General Director - Director of Treasury, Member of the Management Board	Director/Board Member	Reuters
<p>Biography: Mr. Aleksandr Nikolaevich Kolbasov has been Deputy General Director - Director of Treasury at Kontsern Izhmash OAO since 2008. He is also Member of the Company's Management Board. Between 2007 and 2008, he was Director for Economics and Finance at the Company. From 2005 to 2007, he served as the Company's Deputy General Director - Director for Economics and Finance. <i>Source: Reuters</i></p> <p>Age: 55 <i>Source: Reuters</i></p>			
Maksim Vadimovich Kozyuk	Director	Director/Board Member	Reuters
Dmitry Evgenevich Kuznetsov	Director	Director/Board Member	Reuters
<p>Age: 47 <i>Source: Reuters</i></p>			
Pavel Andreevich Palamarchuk	Director	Director/Board Member	Reuters
<p>Age: 40 <i>Source: Reuters</i></p> <p>Education: St. Petersburg State Technical University (Mathematics)</p>			

Source:

Oleg Viktorovich Radionov	Director	Director/Board Member	Reuters
---------------------------	----------	-----------------------	---------

Biography:

Mr. Oleg Viktorovich Radionov is Member of the Board of Directors at Kontsern Izhmash OAO. In addition to his current duties at the Company, since 2009, he has acted as Minister of Industry and Energy of the Udmurt Republic. Between 2005 and 2009, he served as Director at FGUP Izhevskiy poligraficheskiy kombinat.

*Source: Reuters***Age: 50***Source: Reuters*

Aleksandr Viktorovich Rozhkov	Director	Director/Board Member	Reuters
-------------------------------	----------	-----------------------	---------

Age: 59*Source: Reuters*

Igor Olegovich Sevastyanov	Director	Director/Board Member	Reuters
----------------------------	----------	-----------------------	---------

Age: 58*Source: Reuters***Education:**

The General Staff Academy of the Armed Forces of the Russian Federation
MOSCOW STATE AGROENGINEERING UNIVERSITY NAMED AFTER V.P. GORYATCHKIN

Source:

Zhanna Nikolaevna Skorina	Director	Director/Board Member	Reuters
---------------------------	----------	-----------------------	---------

Age: 44*Source: Reuters*

Tatyana Leonidovna Solodovnikova	Chief Accountant, Member of the Management Board	Director/Board Member	Reuters
----------------------------------	--	-----------------------	---------

Biography:

Ms. Tatyana Leonidovna Solodovnikova has been Chief Accountant at Kontsern Izhmash OAO since 2005. She also serves as Member of the Company's Management Board.

*Source: Reuters***Age: 44***Source: Reuters*

Andrey Vladimirovich Votintsev	Director	Director/Board Member	Reuters
--------------------------------	----------	-----------------------	---------

Age: 39*Source: Reuters***Education:**

Nizhny Novgorod Academy of Ministry of Internal Affairs of Russian Federation

Source:

Igor Arnoldovich Zemit	Director	Director/Board Member	Reuters
------------------------	----------	-----------------------	---------

Age: 50*Source: Reuters*

Viktor Mikhailovich Zhukovskiy	Director	Director/Board Member	Reuters
--------------------------------	----------	-----------------------	---------

Age: 49*Source: Reuters***Executives**

Name	Title	Function	Source
Vitaly Alekseevich Shurygin	Chairman of the Management Board, General Director	Chief Executive Officer	Reuters

Biography:

Mr. Vitaly Alekseevich Shurygin has been General Director at Kontsern Izhmash OAO since 2005. He is also Chairman of the Management Board at the Company. He was Member of the Board of Directors at Kontsern Izhmash OAO until August 19, 2011. In addition to his current duties at the Company, since 2008, he has served as First Deputy General Director - Co-Director for Production and Technical Issues at Izhevskiy mashzavod OAO. He graduated from Kazan Aviation Institute.

*Source: Reuters***Age: 59***Source: Reuters***Education:**

Kazan State Technical University

Source:

Aleksandr Nikolaevich Kolbasov	Deputy General Director - Director of Treasury, Member of the Management Board	Senior Management (General)	Reuters
--------------------------------	---	-----------------------------	---------

Biography:

Mr. Aleksandr Nikolaevich Kolbasov has been Deputy General Director - Director of Treasury at Kontsern Izhmash OAO since 2008. He is also Member of the Company's Management Board. Between 2007 and 2008, he was Director for Economics and Finance at the Company. From 2005 to 2007, he served as the Company's Deputy General Director - Director for Economics and Finance.

*Source: Reuters***Age: 55***Source: Reuters*

Tatyana Leonidovna Solodovnikova	Chief Accountant, Member of the Management Board	Senior Management (General)	Reuters
----------------------------------	---	-----------------------------	---------


Biography:

Ms. Tatyana Leonidovna Solodovnikova has been Chief Accountant at Kontsern Izhmash OAO since 2005. She also serves as Member of the Company's Management Board.

*Source: Reuters***Age: 44***Source: Reuters*

Data Noted as Source: Reuters , © 1983-2014 Reuters Research Inc. All Rights Reserved.

Published by OneSource Information Services, Inc., Apr, 2014




Kontsern Izhmash OAO

Significant Developments

There were no significant developments matching your query for KeyID 97532884

©1983-2014 Reuters Research Inc. All Rights Reserved.
Published by OneSource Information Services, Inc., Apr, 2014



News: 0 Matches

Kontsern Izhmash OAO**Annual Income Statement**Izhevsk, Russian Federation, Tel: 7-341-2609936, URL: <http://www.izhmash-arms.ru>

Financials in: USD (mil)

Except for share items (millions) and per share items (actual units)

Financial Glossary

	31-Dec-2006	31-Dec-2005	31-Dec-2004	31-Dec-2003
Period Length	12 Months	12 Months	12 Months	12 Months
UpdateType/Date	Updated Normal 31-Dec-2006	Reclassified Normal 31-Dec-2006	Updated Normal 31-Dec-2004	Updated Normal 31-Dec-2004
Filed Currency	RUB	RUB	RUB	RUB
Exchange Rate (Period Average)	27.181017	28.286162	28.80525	30.682566
Auditor	BALT-AUDIT- EKSPERT	BALT-AUDIT- EKSPERT	BALT-AUDIT- EKSPERT	BALT-AUDIT- EKSPERT
Auditor Opinion	Unqualified	Unqualified	Unqualified	Unqualified
Net Sales	112.1	115.2	48.9	48.6
Revenue	112.1	115.2	48.9	48.6
Total Revenue	112.1	115.2	48.9	48.6
Cost of Revenue	78.4	88.4	44.7	43.3
Cost of Revenue, Total	78.4	88.4	44.7	43.3
Gross Profit	33.6	26.8	4.2	5.4
Selling/General/Administrative Expense	22.6	18.2	3.1	2.0
Total Selling/General/Administrative Expenses	22.6	18.2	3.1	2.0
Interest Expense - Operating	14.9	17.5	13.4	5.4
Interest Expense - Net Operating	14.9	17.5	13.4	5.4
Interest Income - Operating	-1.1	-4.0	-2.2	-2.0
Investment Income - Operating	0.0	0.0	-0.1	0.0
Interest/Investment Income - Operating	-1.2	-4.0	-2.3	-2.1
Interest Expense (Income) - Net Operating Total	13.8	13.5	11.1	3.3
Other Operating Expense	66.8	94.2	42.4	32.8
Other, Net	-71.5	-91.2	-42.5	-37.5
Other Operating Expenses, Total	-4.7	3.0	-0.1	-4.7
Total Operating Expense	110.1	123.1	58.8	43.9
Operating Income	1.9	-8.0	-9.9	4.7
Other Non-Operating Income (Expense)	-	-	20.3	0.0
Other, Net	-	-	20.3	0.0
Income Before Tax	1.9	-8.0	10.4	4.8
Total Income Tax	0.5	0.7	1.7	1.1
Income After Tax	1.5	-8.7	8.8	3.6
Net Income Before Extraord Items	1.5	-8.7	8.8	3.6

Net Income	1.5	-8.7	8.8	3.6
Income Available to Common Excl Extraord Items	1.5	-8.7	8.8	3.6
Income Available to Common Incl Extraord Items	1.5	-8.7	8.8	3.6
Basic/Primary Weighted Average Shares	197.1	197.1	188.9	188.9
Basic EPS Excl Extraord Items	0.01	-0.04	0.05	0.02
Basic/Primary EPS Incl Extraord Items	0.01	-0.04	0.05	0.02
Dilution Adjustment	-	0.0	0.0	0.0
Diluted Net Income	1.5	-8.7	8.8	3.6
Diluted Weighted Average Shares	197.1	197.1	188.9	188.9
Diluted EPS Excl Extraord Items	0.01	-0.04	0.05	0.02
Diluted EPS Incl Extraord Items	0.01	-0.04	0.05	0.02
Dividends per Share - Common Stock Primary Issue	0.00	-	-	-
Interest Expense, Supplemental	14.9	17.5	13.4	5.4
Normalized Income Before Tax	1.9	-8.0	10.4	4.8
Inc Tax Ex Impact of Sp Items	0.5	0.7	1.7	1.1
Normalized Income After Tax	1.5	-8.7	8.8	3.6
Normalized Inc. Avail to Com.	1.5	-8.7	8.8	3.6
Basic Normalized EPS	0.01	-0.04	0.05	0.02
Diluted Normalized EPS	0.01	-0.04	0.05	0.02
Normalized EBIT	15.7	5.5	1.2	8.1
Normalized EBITDA	15.7	5.5	1.2	8.1
Current Tax - Total	0.1	0.2	0.0	0.1
Current Tax - Total	0.1	0.2	0.0	0.1
Deferred Tax - Other	0.3	0.5	1.7	1.0
Deferred Tax - Total	0.3	0.5	1.7	1.0
Income Tax - Total	0.5	0.7	1.7	1.1

Annual Balance Sheet

Financials in: USD (mil)

Financial Glossary

	31-Dec-2006	31-Dec-2005	31-Dec-2004	31-Dec-2003
UpdateType/Date	Updated Normal 31-Dec-2006	Restated Normal 31-Dec-2006	Updated Normal 31-Dec-2004	Updated Normal 31-Dec-2004
Filed Currency	RUB	RUB	RUB	RUB
Exchange Rate	26.3255	28.7414	27.72	29.2425
Auditor	BALT-AUDIT- EKSPERT	BALT-AUDIT- EKSPERT	BALT-AUDIT- EKSPERT	BALT-AUDIT- EKSPERT
Auditor Opinion	Unqualified	Unqualified	Unqualified	Unqualified
Cash & Equivalent	0.1	0.2	0.4	0.3
Short Term Investments	4.0	10.2	8.8	8.1

Cash and Short Term Investments	4.1	10.4	9.2	8.4
Trade Accounts Receivable - Net	48.0	15.1	16.6	13.2
Other Receivables	56.4	74.1	60.5	36.3
Total Receivables, Net	104.4	89.2	77.1	49.4
Inventories - Finished Goods	91.9	69.7	73.6	57.8
Inventories - Work In Progress	30.8	27.5	22.1	15.2
Inventories - Raw Materials	13.5	9.9	10.2	7.2
Inventories - Other	0.2	0.0	0.3	0.2
Total Inventory	136.4	107.2	106.2	80.5
Other Current Assets	1.3	2.1	1.1	0.4
Other Current Assets, Total	1.3	2.1	1.1	0.4
Total Current Assets	246.2	208.9	193.5	138.7
Construction in Progress	6.2	5.3	4.1	3.3
Property/Plant/Equipment - Gross	6.2	5.3	4.1	3.3
Property/Plant/Equipment - Net	35.9	38.1	36.9	36.0
Intangibles, Net	0.5	0.5	0.6	0.6
LT Investments - Other	66.8	60.2	53.9	45.3
Long Term Investments	66.8	60.2	53.9	45.3
Deferred Income Tax - Long Term Asset	3.2	2.1	1.2	2.0
Other Long Term Assets	0.0	-	-	-
Other Long Term Assets, Total	3.2	2.1	1.2	2.0
Total Assets	352.6	309.8	286.1	222.6
Accounts Payable	32.1	34.4	16.5	24.7
Notes Payable/Short Term Debt	90.3	49.1	60.9	34.2
Dividends Payable	0.0	1.3	0.0	0.0
Customer Advances	3.2	3.0	3.1	14.9
Income Taxes Payable	27.3	22.6	11.1	9.0
Other Payables	21.6	19.8	15.7	12.1
Other Current Liabilities	3.9	4.1	4.5	3.2
Other Current liabilities, Total	56.0	50.7	34.4	39.2
Total Current Liabilities	178.4	134.2	111.8	98.1
Long Term Debt	47.3	46.3	34.9	20.5
Total Long Term Debt	47.3	46.3	34.9	20.5
Total Debt	137.6	95.4	95.8	54.8
Deferred Income Tax - LT Liability	6.9	5.4	4.2	3.1
Deferred Income Tax	6.9	5.4	4.2	3.1
Other Long Term Liabilities	9.6	23.9	26.6	2.3
Other Liabilities, Total	9.6	23.9	26.6	2.3
Total Liabilities	242.2	209.8	177.5	124.1
Common Stock	74.9	68.6	68.2	64.6
Common Stock	74.9	68.6	68.2	64.6
Additional Paid-In Capital	7.2	6.1	5.3	4.8
Retained Earnings (Accumulated Deficit)	28.3	25.3	35.1	29.1
Total Equity	110.4	100.0	108.6	98.5
Total Liabilities & Shareholders' Equity	352.6	309.8	286.1	222.6

Shares Outstanding - Common Stock Primary Issue	197.1	197.1	188.9	188.9
Total Common Shares Outstanding	197.1	197.1	188.9	188.9
Employees	-	-	695	672
Deferred Revenue - Current	3.2	3.0	3.1	14.9

Annual Cash Flows

Financials in: USD (mil)

Financial Glossary

	31-Dec-2006	31-Dec-2005	31-Dec-2004	31-Dec-2003
Period Length				
UpdateType/Date	Updated Normal 31-Dec-2006	Restated Normal 31-Dec-2006	Updated Normal 31-Dec-2004	Updated Normal 31-Dec-2004
Filed Currency	RUB	RUB	RUB	RUB
Exchange Rate (Period Average)	27.181017	28.286162	28.80525	30.682566
Auditor	BALT-AUDIT- EKSPERT	BALT-AUDIT- EKSPERT	BALT-AUDIT- EKSPERT	BALT-AUDIT- EKSPERT
Auditor Opinion	Unqualified	Unqualified	Unqualified	Unqualified

© 1983-2014 Reuters Research Inc. All Rights Reserved.
Published by OneSource Information Services, Inc., April, 2014.

Kontsern Izhmash OAO**Annual Income Statement**

Izhevsk, Russian Federation, Tel: 7-341-2609936, URL: http://www.izhmash-arms.ru

Financials in: USD (mil)

Except for share items (millions) and per share items (actual units)

	31-Dec-2006	31-Dec-2005	31-Dec-2004	31-Dec-2003
Period Length	12 Months	12 Months	12 Months	12 Months
UpdateType/Date	Updated Normal 31-Dec-2006	Reclassified Normal 31-Dec-2006	Updated Normal 31-Dec-2004	Updated Normal 31-Dec-2004
Filed Currency	RUB	RUB	RUB	RUB
Exchange Rate (Period Average)	27.181017	28.286162	28.80525	30.682566
Auditor	BALT-AUDIT- EKSPERT	BALT-AUDIT- EKSPERT	BALT-AUDIT- EKSPERT	BALT-AUDIT- EKSPERT
Auditor Opinion	Unqualified	Unqualified	Unqualified	Unqualified
Revenue	112.1	115.2	48.9	48.6
Total Revenue	112.1	115.2	48.9	48.6
Cost of Sales	78.4	88.4	44.7	43.3
Commercial Expenses	22.6	18.2	3.0	1.9
Administrative Expenses	0.1	0.1	0.1	0.1
Interest Income	-1.1	-4.0	-2.2	-2.0
Interest Expense	14.9	17.5	13.4	5.4
Income from Investments	0.0	0.0	-0.1	0.0
Other Operating Income	-71.5	-91.2	-42.5	-37.5
Other Operating Expenses	66.8	94.2	42.4	32.8
Total Operating Expense	110.1	123.1	58.8	43.9
Non-Sales Income	-	-	23.3	6.6
Non-Sales Expenses	-	-	-2.9	-6.6
Net Income Before Taxes	1.9	-8.0	10.4	4.8
Provision for Income Taxes	0.5	0.7	1.7	1.1
Net Income After Taxes	1.5	-8.7	8.8	3.6
Net Income Before Extra. Items	1.5	-8.7	8.8	3.6
Net Income	1.5	-8.7	8.8	3.6
Income Available to Com Excl ExtraOrd	1.5	-8.7	8.8	3.6
Income Available to Com Incl ExtraOrd	1.5	-8.7	8.8	3.6
Basic Weighted Average Shares	197.1	197.1	188.9	188.9
Basic EPS Excluding ExtraOrdinary Items	0.01	-0.04	0.05	0.02
Basic EPS Including ExtraOrdinary Items	0.01	-0.04	0.05	0.02
Dilution Adjustment	-	0.0	0.0	0.0
Diluted Net Income	1.5	-8.7	8.8	3.6

Diluted Weighted Average Shares	197.1	197.1	188.9	188.9
Diluted EPS Excluding ExtraOrd Items	0.01	-0.04	0.05	0.02
Diluted EPS Including ExtraOrd Items	0.01	-0.04	0.05	0.02
DPS-Ordinary Shares	0.00	-	-	-
Normalized Income Before Taxes	1.9	-8.0	10.4	4.8
Inc Tax Ex Impact of Sp Items	0.5	0.7	1.7	1.1
Normalized Income After Taxes	1.5	-8.7	8.8	3.6
Normalized Inc. Avail to Com.	1.5	-8.7	8.8	3.6
Basic Normalized EPS	0.01	-0.04	0.05	0.02
Diluted Normalized EPS	0.01	-0.04	0.05	0.02
Interest Expense	14.9	17.5	13.4	5.4
Current Tax	0.1	0.2	0.0	0.1
Current Tax - Total	0.1	0.2	0.0	0.1
Deferred Tax Asset	-1.2	-1.0	-1.0	-2.0
Deferred Tax Liability	1.5	1.5	2.6	3.0
Deferred Tax - Total	0.3	0.5	1.7	1.0
Income Tax - Total	0.5	0.7	1.7	1.1

Annual Balance Sheet

Financials in: USD (mil)

	31-Dec-2006	31-Dec-2005	31-Dec-2004	31-Dec-2003
UpdateType/Date	Updated Normal 31-Dec-2006	Restated Normal 31-Dec-2006	Updated Normal 31-Dec-2004	Updated Normal 31-Dec-2004
Filed Currency	RUB	RUB	RUB	RUB
Exchange Rate	26.3255	28.7414	27.72	29.2425
Auditor	BALT-AUDIT- EKSPERT	BALT-AUDIT- EKSPERT	BALT-AUDIT- EKSPERT	BALT-AUDIT- EKSPERT
Auditor Opinion	Unqualified	Unqualified	Unqualified	Unqualified
Raw Materials	13.5	9.9	10.2	7.2
Work in Progress	30.8	27.5	22.1	15.2
Finished Goods	91.8	69.7	73.6	57.8
Shipped Goods	0.1	0.0	0.0	0.0
Costs of Future Periods	1.1	1.9	1.1	0.4
Other Inventories	0.2	0.0	0.3	0.2
VAT Received	10.6	15.7	7.1	7.0
Trade Receivables (<1Y)	48.0	15.1	16.6	13.2
Other Receivables (<1Y)	45.8	58.5	53.4	29.2
S-T Investments	4.0	10.2	8.8	8.1
Cash and Cash Equivalents	0.1	0.2	0.4	0.3
Other Current Assets	0.2	0.2	0.0	0.0
Total Current Assets	246.2	208.9	193.5	138.7
Intangible Assets	0.5	0.5	0.6	0.6
Tangible Assets	29.7	32.8	32.8	32.7
Construction in Progress	6.2	5.3	4.1	3.3

Long-Term Investments	66.8	60.2	53.9	45.3
Deferred Income Tax	3.2	2.1	1.2	2.0
Other Non-Current Assets	0.0	-	-	-
Total Assets	352.6	309.8	286.1	222.6
Bank Credits, Loans Due within 12Months	90.3	49.1	60.9	34.2
Payables - Suppliers and Contractors	32.1	34.4	16.5	24.7
Payables - Employees of the Organization	2.2	1.6	1.3	1.4
Payables - to State Non-Budget Funds	12.4	9.5	7.4	6.0
Payables - to Budget	27.3	22.6	11.1	9.0
Other Creditors	6.9	8.7	7.0	4.6
Dividends	0.0	1.3	0.0	0.0
Deferred Income	3.2	3.0	3.1	14.9
Reserves	3.0	2.7	2.8	2.7
Other Current Liabil.	0.9	1.3	1.7	0.5
Total Current Liabilities	178.4	134.2	111.8	98.1
Bank Credits and Loans	47.3	46.3	34.9	20.5
Total Long Term Debt	47.3	46.3	34.9	20.5
Deferred Income Tax	6.9	5.4	4.2	3.1
Other LT Liabilities	9.6	23.9	26.6	2.3
Total Liabilities	242.2	209.8	177.5	124.1
Share Capital	74.9	68.6	68.2	64.6
Share Premium	7.2	6.1	5.3	4.8
Reserve Capital	-	-	1.6	1.5
Legal Reserves	1.7	1.5	-	-
Other Reserves	0.0	0.0	-	-
Profit for the Year	26.6	23.8	33.6	27.6
Total Equity	110.4	100.0	108.6	98.5
Total Liabilities & Shareholders' Equity	352.6	309.8	286.1	222.6
S/O-Ordinary Shares	197.1	197.1	188.9	188.9
Total Common Shares Outstanding	197.1	197.1	188.9	188.9
Deferred Revenue - Current	3.2	3.0	3.1	14.9
Full-Time Employees	-	-	695	672

© 1983-2014 Reuters Research Inc. All Rights Reserved.
Published by OneSource Information Services, Inc., April, 2014.

Kontsern Izhmash OAO**Financial Health**

Izhevsk, Russian Federation, Tel: 7-341-2609936, URL: http://www.izhmash-arms.ru

Financials in: USD (mil)

Except for share items (millions) and per share items (actual units)

Key Indicators USD (mil)						
	Quarter Ending	Quarter Ending Yr Ago	Annual Year End 31-Dec-2006	1 Year Growth	3 Year Growth	5 Year Growth
Total Revenue ¹ (?)	-	-	112.1	-6.48%	26.86%	-
Operating Income ¹ (?)	-	-	1.9	-	-28.78%	-
Income Available to Common Excl Extraord Items ¹ (?)	-	-	1.5	-	-28.60%	-
Basic EPS Excl Extraord Items ¹ (?)	-	-	0.01	-	-29.60%	-
Total Assets ³ (?)	-	-	352.6	4.25%	12.56%	-
Total Liabilities ³ (?)	-	-	242.2	5.75%	20.67%	-
Total Long Term Debt ³ (?)	-	-	47.3	-6.48%	27.57%	-
Total Common Shares Outstanding ³ (?)	-	-	197.1	0.00%	1.42%	-
<i>1-ExchangeRate: RUB to USD</i>			27.181017			
<i>Average for Period</i>						
<i>3-ExchangeRate: RUB to USD</i>			26.325500			
<i>Period End Date</i>						

Key Ratios				
	31-Dec-2006	31-Dec-2005	31-Dec-2004	31-Dec-2003
Profitability				
Gross Margin (?)	30.02%	23.23%	8.56%	11.04%
Operating Margin (?)	1.73%	-6.94%	-20.21%	9.76%
Pretax Margin (?)	1.73%	-6.94%	21.33%	9.77%
Net Profit Margin (?)	1.32%	-7.56%	17.94%	7.43%
Financial Strength				
Current Ratio (?)	1.38	1.56	1.73	1.41
Long Term Debt/Equity (?)	0.43	0.46	0.32	0.21
Total Debt/Equity (?)	1.25	0.95	0.88	0.56
Management Effectiveness				
Return on Assets (?)	0.44%	-2.92%	3.50%	-
Return on Equity (?)	1.40%	-8.37%	8.58%	-
Efficiency				
Receivables Turnover (?)	1.15	1.39	0.79	-
Inventory Turnover (?)	0.64	0.83	0.49	-
Asset Turnover (?)	0.34	0.39	0.20	-

© 1983-2014 Reuters Research Inc. All Rights Reserved.
Published by OneSource Information Services, Inc., April, 2014.

Kontsern Izhmash OAO

Izhevsk, Russian Federation, Tel: 7-341-2609936, URL: http://www.izhmash-arms.ru

Annual Income Statement

Standardized

Financials in: USD (mil)

Except for share items (millions) and per share items (actual units)

Financial Glossary

	31-Dec-2006	31-Dec-2005	31-Dec-2004	31-Dec-2003
Period Length	12 Months	12 Months	12 Months	12 Months
UpdateType/Date	Updated Normal 31-Dec-2006	Reclassified Normal 31-Dec-2006	Updated Normal 31-Dec-2004	Updated Normal 31-Dec-2004
Filed Currency	RUB	RUB	RUB	RUB
Exchange Rate (Period Average)	27.181017	28.286162	28.80525	30.682566
Auditor	BALT-AUDIT- EKSPERT	BALT-AUDIT- EKSPERT	BALT-AUDIT- EKSPERT	BALT-AUDIT- EKSPERT
Auditor Opinion	Unqualified	Unqualified	Unqualified	Unqualified
Net Sales	112.1	115.2	48.9	48.6
Revenue	112.1	115.2	48.9	48.6
Total Revenue	112.1	115.2	48.9	48.6
Cost of Revenue	78.4	88.4	44.7	43.3
Cost of Revenue, Total	78.4	88.4	44.7	43.3
Gross Profit	33.6	26.8	4.2	5.4
Selling/General/Administrative Expense	22.6	18.2	3.1	2.0
Total Selling/General/Administrative Expenses	22.6	18.2	3.1	2.0
Interest Expense - Operating	14.9	17.5	13.4	5.4
Interest Expense - Net Operating	14.9	17.5	13.4	5.4
Interest Income - Operating	-1.1	-4.0	-2.2	-2.0
Investment Income - Operating	0.0	0.0	-0.1	0.0
Interest/Investment Income - Operating	-1.2	-4.0	-2.3	-2.1
Interest Expense (Income) - Net Operating Total	13.8	13.5	11.1	3.3
Other Operating Expense	66.8	94.2	42.4	32.8
Other, Net	-71.5	-91.2	-42.5	-37.5
Other Operating Expenses, Total	-4.7	3.0	-0.1	-4.7
Total Operating Expense	110.1	123.1	58.8	43.9
Operating Income	1.9	-8.0	-9.9	4.7
Other Non-Operating Income (Expense)	-	-	20.3	0.0
Other, Net	-	-	20.3	0.0
Income Before Tax	1.9	-8.0	10.4	4.8
Total Income Tax	0.5	0.7	1.7	1.1
Income After Tax	1.5	-8.7	8.8	3.6

Net Income Before Extraord Items	1.5	-8.7	8.8	3.6
Net Income	1.5	-8.7	8.8	3.6
Income Available to Common Excl Extraord Items	1.5	-8.7	8.8	3.6
Income Available to Common Incl Extraord Items	1.5	-8.7	8.8	3.6
Basic/Primary Weighted Average Shares	197.1	197.1	188.9	188.9
Basic EPS Excl Extraord Items	0.01	-0.04	0.05	0.02
Basic/Primary EPS Incl Extraord Items	0.01	-0.04	0.05	0.02
Dilution Adjustment	-	0.0	0.0	0.0
Diluted Net Income	1.5	-8.7	8.8	3.6
Diluted Weighted Average Shares	197.1	197.1	188.9	188.9
Diluted EPS Excl Extraord Items	0.01	-0.04	0.05	0.02
Diluted EPS Incl Extraord Items	0.01	-0.04	0.05	0.02
Dividends per Share - Common Stock Primary Issue	0.00	-	-	-
Interest Expense, Supplemental	14.9	17.5	13.4	5.4
Normalized Income Before Tax	1.9	-8.0	10.4	4.8
Inc Tax Ex Impact of Sp Items	0.5	0.7	1.7	1.1
Normalized Income After Tax	1.5	-8.7	8.8	3.6
Normalized Inc. Avail to Com.	1.5	-8.7	8.8	3.6
Basic Normalized EPS	0.01	-0.04	0.05	0.02
Diluted Normalized EPS	0.01	-0.04	0.05	0.02
Normalized EBIT	15.7	5.5	1.2	8.1
Normalized EBITDA	15.7	5.5	1.2	8.1
Current Tax - Total	0.1	0.2	0.0	0.1
Current Tax - Total	0.1	0.2	0.0	0.1
Deferred Tax - Other	0.3	0.5	1.7	1.0
Deferred Tax - Total	0.3	0.5	1.7	1.0
Income Tax - Total	0.5	0.7	1.7	1.1

© 1983-2014 Reuters Research Inc. All Rights Reserved.

Published by OneSource Information Services, Inc., April, 2014.

Kontsern Izhmash OAO

Interim Income Statement

Izhevsk, Russian Federation, **Tel:** 7-341-2609936, **URL:** <http://www.izhmash-arms.ru>

Financials in: USD (mil)

Except for share items (millions) and per share items (actual units)

No Financial Data for Kontsern Izhmash OAO

Kontsern Izhmash OAO**Annual Balance Sheet**

Izhevsk, Russian Federation, Tel: 7-341-2609936, URL: http://www.izhmash-arms.ru

Standardized

Financials in: USD (mil)

Except for share items (millions) and per share items (actual units)

Financial Glossary

	31-Dec-2006	31-Dec-2005	31-Dec-2004	31-Dec-2003
UpdateType/Date	Updated Normal 31-Dec-2006	Restated Normal 31-Dec-2006	Updated Normal 31-Dec-2004	Updated Normal 31-Dec-2004
Filed Currency	RUB	RUB	RUB	RUB
Exchange Rate	26.3255	28.7414	27.72	29.2425
Auditor	BALT-AUDIT- EKSPERT	BALT-AUDIT- EKSPERT	BALT-AUDIT- EKSPERT	BALT-AUDIT- EKSPERT
Auditor Opinion	Unqualified	Unqualified	Unqualified	Unqualified
Cash & Equivalents	0.1	0.2	0.4	0.3
Short Term Investments	4.0	10.2	8.8	8.1
Cash and Short Term Investments	4.1	10.4	9.2	8.4
Trade Accounts Receivable - Net	48.0	15.1	16.6	13.2
Other Receivables	56.4	74.1	60.5	36.3
Total Receivables, Net	104.4	89.2	77.1	49.4
Inventories - Finished Goods	91.9	69.7	73.6	57.8
Inventories - Work In Progress	30.8	27.5	22.1	15.2
Inventories - Raw Materials	13.5	9.9	10.2	7.2
Inventories - Other	0.2	0.0	0.3	0.2
Total Inventory	136.4	107.2	106.2	80.5
Other Current Assets	1.3	2.1	1.1	0.4
Other Current Assets, Total	1.3	2.1	1.1	0.4
Total Current Assets	246.2	208.9	193.5	138.7
Construction in Progress	6.2	5.3	4.1	3.3
Property/Plant/Equipment - Gross	6.2	5.3	4.1	3.3
Property/Plant/Equipment - Net	35.9	38.1	36.9	36.0
Intangibles, Net	0.5	0.5	0.6	0.6
LT Investments - Other	66.8	60.2	53.9	45.3
Long Term Investments	66.8	60.2	53.9	45.3
Deferred Income Tax - Long Term Asset	3.2	2.1	1.2	2.0
Other Long Term Assets	0.0	-	-	-
Other Long Term Assets, Total	3.2	2.1	1.2	2.0
Total Assets	352.6	309.8	286.1	222.6
Accounts Payable	32.1	34.4	16.5	24.7
Notes Payable/Short Term Debt	90.3	49.1	60.9	34.2
Dividends Payable	0.0	1.3	0.0	0.0
Customer Advances	3.2	3.0	3.1	14.9
Income Taxes Payable	27.3	22.6	11.1	9.0
Other Payables	21.6	19.8	15.7	12.1
Other Current Liabilities	3.9	4.1	4.5	3.2
Other Current liabilities, Total	56.0	50.7	34.4	39.2
Total Current Liabilities	178.4	134.2	111.8	98.1

Long Term Debt	47.3	46.3	34.9	20.5
Total Long Term Debt	47.3	46.3	34.9	20.5
Total Debt	137.6	95.4	95.8	54.8
Deferred Income Tax - LT Liability	6.9	5.4	4.2	3.1
Deferred Income Tax	6.9	5.4	4.2	3.1
Other Long Term Liabilities	9.6	23.9	26.6	2.3
Other Liabilities, Total	9.6	23.9	26.6	2.3
Total Liabilities	242.2	209.8	177.5	124.1
Common Stock	74.9	68.6	68.2	64.6
Common Stock	74.9	68.6	68.2	64.6
Additional Paid-In Capital	7.2	6.1	5.3	4.8
Retained Earnings (Accumulated Deficit)	28.3	25.3	35.1	29.1
Total Equity	110.4	100.0	108.6	98.5
Total Liabilities & Shareholders' Equity	352.6	309.8	286.1	222.6
Shares Outstanding - Common Stock Primary Issue	197.1	197.1	188.9	188.9
Total Common Shares Outstanding	197.1	197.1	188.9	188.9
Employees	-	-	695	672
Deferred Revenue - Current	3.2	3.0	3.1	14.9

© 1983-2014 Reuters Research Inc. All Rights Reserved.
Published by OneSource Information Services, Inc., April, 2014.

Kontsern Izhmash OAO

Interim Balance Sheet

Izhevsk, Russian Federation, **Tel:** 7-341-2609936, **URL:** <http://www.izhmash-arms.ru>

Financials in: USD (mil)

Except for share items (millions) and per share items (actual units)

No Financial Data for Kontsern Izhmash OAO

Kontsern Izhmash OAOIzhevsk, Russian Federation, **Tel:** 7-341-2609936, **URL:** <http://www.izhmash-arms.ru>**Annual Cash Flows**

Standardized

Financials in: USD (mil)

Except for share items (millions) and per share items (actual units)

Financial Glossary

	31-Dec-2006	31-Dec-2005	31-Dec-2004	31-Dec-2003
Period Length				
UpdateType/Date	Updated Normal 31-Dec-2006	Restated Normal 31-Dec-2006	Updated Normal 31-Dec-2004	Updated Normal 31-Dec-2004
Filed Currency	RUB	RUB	RUB	RUB
Exchange Rate (Period Average)	27.181017	28.286162	28.80525	30.682566
Auditor	BALT-AUDIT- EKSPERT	BALT-AUDIT- EKSPERT	BALT-AUDIT- EKSPERT	BALT-AUDIT- EKSPERT
Auditor Opinion	Unqualified	Unqualified	Unqualified	Unqualified

© 1983-2014 Reuters Research Inc. All Rights Reserved.

Published by OneSource Information Services, Inc., April, 2014.

Kontsern Izhmash OAO

Izhevsk, Russian Federation, Tel: 7-341-2609936, URL: http://www.izhmash-arms.ru

Annual Income Statement

As Reported

Financials in: USD (mil)

Except for share items (millions) and per share items (actual units)

	31-Dec-2006	31-Dec-2005	31-Dec-2004	31-Dec-2003
Period Length	12 Months	12 Months	12 Months	12 Months
UpdateType/Date	Updated Normal 31-Dec-2006	Reclassified Normal 31-Dec-2006	Updated Normal 31-Dec-2004	Updated Normal 31-Dec-2004
Filed Currency	RUB	RUB	RUB	RUB
Exchange Rate (Period Average)	27.181017	28.286162	28.80525	30.682566
Auditor	BALT-AUDIT- EKSPERT	BALT-AUDIT- EKSPERT	BALT-AUDIT- EKSPERT	BALT-AUDIT- EKSPERT
Auditor Opinion	Unqualified	Unqualified	Unqualified	Unqualified
Revenue	112.1	115.2	48.9	48.6
Total Revenue	112.1	115.2	48.9	48.6
Cost of Sales	78.4	88.4	44.7	43.3
Commercial Expenses	22.6	18.2	3.0	1.9
Administrative Expenses	0.1	0.1	0.1	0.1
Interest Income	-1.1	-4.0	-2.2	-2.0
Interest Expense	14.9	17.5	13.4	5.4
Income from Investments	0.0	0.0	-0.1	0.0
Other Operating Income	-71.5	-91.2	-42.5	-37.5
Other Operating Expenses	66.8	94.2	42.4	32.8
Total Operating Expense	110.1	123.1	58.8	43.9
Non-Sales Income	-	-	23.3	6.6
Non-Sales Expenses	-	-	-2.9	-6.6
Net Income Before Taxes	1.9	-8.0	10.4	4.8
Provision for Income Taxes	0.5	0.7	1.7	1.1
Net Income After Taxes	1.5	-8.7	8.8	3.6
Net Income Before Extra. Items	1.5	-8.7	8.8	3.6
Net Income	1.5	-8.7	8.8	3.6
Income Available to Com Excl ExtraOrd	1.5	-8.7	8.8	3.6
Income Available to Com Incl ExtraOrd	1.5	-8.7	8.8	3.6
Basic Weighted Average Shares	197.1	197.1	188.9	188.9
Basic EPS Excluding ExtraOrdinary Items	0.01	-0.04	0.05	0.02
Basic EPS Including ExtraOrdinary Items	0.01	-0.04	0.05	0.02
Dilution Adjustment	-	0.0	0.0	0.0
Diluted Net Income	1.5	-8.7	8.8	3.6

Diluted Weighted Average Shares	197.1	197.1	188.9	188.9
Diluted EPS Excluding ExtraOrd Items	0.01	-0.04	0.05	0.02
Diluted EPS Including ExtraOrd Items	0.01	-0.04	0.05	0.02
DPS-Ordinary Shares	0.00	-	-	-
Normalized Income Before Taxes	1.9	-8.0	10.4	4.8
Inc Tax Ex Impact of Sp Items	0.5	0.7	1.7	1.1
Normalized Income After Taxes	1.5	-8.7	8.8	3.6
Normalized Inc. Avail to Com.	1.5	-8.7	8.8	3.6
Basic Normalized EPS	0.01	-0.04	0.05	0.02
Diluted Normalized EPS	0.01	-0.04	0.05	0.02
Interest Expense	14.9	17.5	13.4	5.4
Current Tax	0.1	0.2	0.0	0.1
Current Tax - Total	0.1	0.2	0.0	0.1
Deferred Tax Asset	-1.2	-1.0	-1.0	-2.0
Deferred Tax Liability	1.5	1.5	2.6	3.0
Deferred Tax - Total	0.3	0.5	1.7	1.0
Income Tax - Total	0.5	0.7	1.7	1.1

© 1983-2014 Reuters Research Inc. All Rights Reserved.
Published by OneSource Information Services, Inc., April, 2014.

Kontsern Izhmash OAO

Interim Income Statement

Izhevsk, Russian Federation, **Tel:** 7-341-2609936, **URL:** <http://www.izhmash-arms.ru>

Financials in: USD (mil)

Except for share items (millions) and per share items (actual units)

No Financial Data for Kontsern Izhmash OAO

Kontsern Izhmash OAO**Annual Balance Sheet**Izhevsk, Russian Federation, Tel: 7-341-2609936, URL: <http://www.izhmash-arms.ru>

As Reported

Financials in: USD (mil)

Except for share items (millions) and per share items (actual units)

	31-Dec-2006	31-Dec-2007	31-Dec-2004	31-Dec-2003
UpdateType/Date	Updated Normal 31-Dec-2006	Restated Normal 31-Dec-2006	Updated Normal 31-Dec-2004	Updated Normal 31-Dec-2004
Filed Currency	RUB	RUB	RUB	RUB
Exchange Rate	26.3255	28.7414	27.72	29.2425
Auditor	BALT-AUDIT- EKSPERT	BALT-AUDIT- EKSPERT	BALT-AUDIT- EKSPERT	BALT-AUDIT- EKSPERT
Auditor Opinion	Unqualified	Unqualified	Unqualified	Unqualified
Raw Materials	13.5	9.9	10.2	7.2
Work in Progress	30.8	27.5	22.1	15.2
Finished Goods	91.8	69.7	73.6	57.8
Shipped Goods	0.1	0.0	0.0	0.0
Costs of Future Periods	1.1	1.9	1.1	0.4
Other Inventories	0.2	0.0	0.3	0.2
VAT Received	10.6	15.7	7.1	7.0
Trade Receivables (<1Y)	48.0	15.1	16.6	13.2
Other Receivables (<1Y)	45.8	58.5	53.4	29.2
S-T Investments	4.0	10.2	8.8	8.1
Cash and Cash Equivalents	0.1	0.2	0.4	0.3
Other Current Assets	0.2	0.2	0.0	0.0
Total Current Assets	246.2	208.9	193.5	138.7
Intangible Assets	0.5	0.5	0.6	0.6
Tangible Assets	29.7	32.8	32.8	32.7
Construction in Progress	6.2	5.3	4.1	3.3
Long-Term Investments	66.8	60.2	53.9	45.3
Deferred Income Tax	3.2	2.1	1.2	2.0
Other Non-Current Assets	0.0	-	-	-
Total Assets	352.6	309.8	286.1	222.6
Bank Credits, Loans Due within 12Months	90.3	49.1	60.9	34.2
Payables - Suppliers and Contractors	32.1	34.4	16.5	24.7
Payables - Employees of the Organization	2.2	1.6	1.3	1.4
Payables - to State Non-Budget Funds	12.4	9.5	7.4	6.0
Payables - to Budget	27.3	22.6	11.1	9.0
Other Creditors	6.9	8.7	7.0	4.6
Dividends	0.0	1.3	0.0	0.0
Deferred Income	3.2	3.0	3.1	14.9
Reserves	3.0	2.7	2.8	2.7
Other Current Liabil.	0.9	1.3	1.7	0.5
Total Current Liabilities	178.4	134.2	111.8	98.1

Bank Credits and Loans	47.3	46.3	34.9	20.5
Total Long Term Debt	47.3	46.3	34.9	20.5
Deferred Income Tax	6.9	5.4	4.2	3.1
Other LT Liabilities	9.6	23.9	26.6	2.3
Total Liabilities	242.2	209.8	177.5	124.1
Share Capital	74.9	68.6	68.2	64.6
Share Premium	7.2	6.1	5.3	4.8
Reserve Capital	-	-	1.6	1.5
Legal Reserves	1.7	1.5	-	-
Other Reserves	0.0	0.0	-	-
Profit for the Year	26.6	23.8	33.6	27.6
Total Equity	110.4	100.0	108.6	98.5
Total Liabilities & Shareholders' Equity	352.6	309.8	286.1	222.6
S/O-Ordinary Shares	197.1	197.1	188.9	188.9
Total Common Shares Outstanding	197.1	197.1	188.9	188.9
Deferred Revenue - Current	3.2	3.0	3.1	14.9
Full-Time Employees	-	-	695	672

© 1983-2014 Reuters Research Inc. All Rights Reserved.
Published by OneSource Information Services, Inc., April, 2014.

Kontsern Izhmash OAO

Interim Balance Sheet

Izhevsk, Russian Federation, **Tel:** 7-341-2609936, **URL:** <http://www.izhmash-arms.ru>

Financials in: USD (mil)

Except for share items (millions) and per share items (actual units)

No Financial Data for Kontsern Izhmash OAO

Kontsern Izhmash OAO

Annual Cash Flows

Izhevsk, Russian Federation, **Tel:** 7-341-2609936, **URL:** <http://www.izhmash-arms.ru>

Financials in: USD (mil)

Except for share items (millions) and per share items (actual units)

No Financial Data for Kontsern Izhmash OAO

FW: OneSource One-Stop Reports

From: (b)(6), (b)(7)(C)
To: (b)(6), (b)(7)(C)
Cc: BIS (b)(6) "Baheri, Leila" (b)(6), (b)(7)(C) "Gatjanis, Gregory"
Date: Tue, 13 May 2014 14:42:53 -0400
Attachments: Kalashnikov Concern.pdf (541.24 kB); KBP Instrument Design Bureau Joint Stock Company, OneStopReport.pdf (38.58 kB); Uralvagonzavod.pdf (365.42 kB); Almaz-Antey.pdf (41.85 kB)

Thanks (b)(6) Passing along to the group.

-----Original Message-----

From: BIS (b)(6)
Sent: Tuesday, May 13, 2014 2:39 PM
To: (b)(6), (b)(7)(C)
Subject: OneSource One-Stop Reports

(b)(6), (b)(7)(C)

Attached are the complete reports. I have highlighted the pertinent information in each.

Again, we are happy to remove the information found in these reports, but think if Treasury can use them it is always better to include more information.

BIS (b)(6)

Confidentiality Notice: This email message is intended only for the named recipients. Information furnished herewith may be subject to the provisions of Section 12(c) of the Export Administration Act of 1979, 50 U.S.C. app. 2411(c), and its unauthorized disclosure is prohibited by law. If you have received this message in error, are not a named recipient, or are not the employee or agent responsible for delivering this message to a named recipient, be advised that any review, disclosure, use, dissemination, distribution, or reproduction of this message or its contents is strictly prohibited. Please notify us immediately that you have received this message in error, and delete the message.

Please consider the environment before printing this e-mail

FW: OneSource One-Stop Reports

From: [REDACTED] (b)(6), (b)(7)(C)
To: [REDACTED] (b)(6), (b)(7)(C)
Date: Thu, 15 May 2014 15:02:22 -0400
Attachments: Kalashnikov Concern.pdf (541.24 kB); KBP Instrument Design Bureau Joint Stock Company, OneStopReport.pdf (38.58 kB); Uralvagonzavod.pdf (365.42 kB); Almaz-Antey.pdf (41.85 kB)

The commerce reports

-----Original Message-----

From: [REDACTED] BIS (b)(6)
Sent: Tuesday, May 13, 2014 2:39 PM
To: [REDACTED] (b)(6), (b)(7)(C)
Subject: OneSource One-Stop Reports

[REDACTED] (b)(6), (b)(7)(C)

Attached are the complete reports. I have highlighted the pertinent information in each.

Again, we are happy to remove the information found in these reports, but think if Treasury can use them it is always better to include more information.

BIS (b)(6)

Confidentiality Notice: This email message is intended only for the named recipients. Information furnished herewith may be subject to the provisions of Section 12(c) of the Export Administration Act of 1979, 50 U.S.C. app. 2411(c), and its unauthorized disclosure is prohibited by law. It contains information that may be confidential, privileged, or otherwise exempt from disclosure under applicable law. If you have received this message in error, are not a named recipient, or are not the employee or agent responsible for delivering this message to a named recipient, be advised that any review, disclosure, use, dissemination, distribution, or reproduction of this message or its contents is strictly prohibited. Please notify us immediately that you have received this message in error, and delete the message.

Please consider the environment before printing this e-mail